



# ESOL Literacies: National 2

*House, home and  
environment*





## **Publishing information**

First edition

Published date: March 2008

Publication code: BB4354

First Published 2008

Published by the Scottish Qualifications Authority

The Optima Building, 58 Robertson Street, Glasgow G2 8DQ

Ironmills Road, Dalkeith, Midlothian EH22 1LE

[www.sqa.org.uk](http://www.sqa.org.uk)

The information in this publication may be reproduced in support of SQA qualifications. If it is reproduced, SQA should be clearly acknowledged as the source. If it is to be used for any other purpose, then written permission must be obtained from the Assessment Materials and Publishing Team at SQA. It must not be reproduced for trade or commercial purposes.

© Scottish Qualifications Authority 2008

Please note these materials have been repurposed for the new National Qualifications - August 2015

## Contents and notes

Where appropriate, answer keys are included for learners to check their work.

Page	Activity
<b>1</b>	Speaking activity: learners move around classroom asking and answering questions (What's your name? Where do you live? Do you live in a flat/house?) to complete the worksheet.
<b>*2</b>	Writing practice: copying exercise — focus on capital letters and layout
<b>7</b>	Vocabulary (places in a town word search)
<b>9</b>	Vocabulary (rooms in a house crossword)
<b>*11</b>	Reading and writing practice (My house) <ul style="list-style-type: none"> <li>• Short reading text with comprehension questions</li> <li>• Punctuation exercise</li> <li>• Sentence writing practice. Learners write sentences about where they live</li> </ul>
<b>16</b>	Word order exercise <ul style="list-style-type: none"> <li>• Learners look at the words in the circles and organise them to create sentences.</li> </ul>
<b>18</b>	Vocabulary worksheet (bathroom items) <ul style="list-style-type: none"> <li>• Learners match two halves of a word together to correctly spell common bathroom objects.</li> <li>• Learners label the pictures accordingly.</li> </ul>

**20****Word grouping exercise: objects in the house**

- Learners put the words into the appropriate room groups. Can be adapted to practise any key lexis. Follow-up vocabulary activity (can also be adapted for a range of lexical groups)
- Learners are divided into pairs/groups of three.
- Teacher draws three columns with the headings as shown below on the whiteboard.

<b>In the living room</b>	<b>In the bathroom</b>	<b>In the kitchen</b>

- Each pair/group of learners needs a pen or pencil and 15–20 strips of paper large enough to write one word on.
- Teacher should select words (see suggested word list below) to be read out to learners. On hearing the word read aloud by the teacher, the learners (in pairs or groups of three) must write the word on a strip of paper. When they are happy that they have the correct spelling of the word, one member of the pair/group brings their word to the board and sticks it in the appropriate column (ie kitchen/ living room or bathroom).
- The first pair/group to spell the word correctly and put it in the appropriate place wins a point. (Teacher should advise learners if the spelling is correct or not when the paper is placed on the board. Learners can then return to their pair/group to try and correct the spelling of the words before another team gets the correct spelling up on the board.)

	<p>Suggested word list for teacher:</p> <table><tr><td>soap</td><td>towel</td><td>toilet</td></tr><tr><td>toothbrush</td><td>toothpaste</td><td>mirror</td></tr><tr><td>bath</td><td>razor</td><td>shampoo</td></tr><tr><td>kettle</td><td>saucepan</td><td>cooker</td></tr><tr><td>knife</td><td>shower</td><td>cupboard</td></tr><tr><td>fridge</td><td>plate</td><td>table</td></tr><tr><td>spoon</td><td>chair</td><td>vase</td></tr><tr><td>sofa</td><td>armchair</td><td>shelf</td></tr><tr><td>television</td><td>stereo</td><td>curtains</td></tr><tr><td>lamp</td><td>book</td><td></td></tr></table>	soap	towel	toilet	toothbrush	toothpaste	mirror	bath	razor	shampoo	kettle	saucepan	cooker	knife	shower	cupboard	fridge	plate	table	spoon	chair	vase	sofa	armchair	shelf	television	stereo	curtains	lamp	book	
soap	towel	toilet																													
toothbrush	toothpaste	mirror																													
bath	razor	shampoo																													
kettle	saucepan	cooker																													
knife	shower	cupboard																													
fridge	plate	table																													
spoon	chair	vase																													
sofa	armchair	shelf																													
television	stereo	curtains																													
lamp	book																														
<div>22</div> <div>29</div>	<p>Vocabulary/spelling exercises</p> <ul style="list-style-type: none"><li>Flashcards for places in a town can be used for pre-teaching vocabulary prior to these exercises.</li><li>Learners copy the words for different places in a town onto the correct shapes, then onto lines.</li></ul>																														
<div>34</div>	<p>Writing/alphabet practice</p> <ul style="list-style-type: none"><li>Cut up street names (one set per pair of learners), mix them up and give one set to each pair of learners to organise into alphabetical order (useful exercise before learners complete following worksheet).</li></ul>																														
<div>35</div>	<ul style="list-style-type: none"><li>Learners copy the street names, putting them in alphabetical order as they do so. (Could be adapted to use street names from learners' own addresses or those of familiar locations.)</li></ul>																														
<div>36</div>	<p>Flashcards for professions (eg electrician, plumber) could be used for pre-teaching relevant vocabulary prior to following activity.</p>																														
<div>*38</div>	<p>Reading exercise: learners find information from business cards.</p>																														

<b>*40</b>	<p>Sign recognition exercise</p> <ul style="list-style-type: none"> <li>Learners match some everyday signs with their meanings. Very useful for social sight vocabulary assessment. (Flashcards for signs and their meanings are available for pre-teaching before doing this activity — see pages 55-71.)</li> </ul>
<b>43</b>	<p>Question strips for speaking practice (useful pre-assessment activity)</p> <ul style="list-style-type: none"> <li>Cut up question strips (one copy of questions for each group).</li> <li>Put learners into groups of 3-4 and place question strips face down in a pile in the middle of the group.</li> <li>Learners take turns to select a question from the pile. The learner with the question asks the question on the strip of paper to the person on their left. Having answered the question they were asked, that learner then picks another question from the pile to ask the person on their left. This continues until all the questions have been selected and answered.</li> </ul>
<b>46</b>	<p>Speaking/writing activity: learners ask each other about where they live, briefly noting down answers, and then write a description of where their classmate lives.</p>
<b>*49</b>	<p>Reading exercises (focus on text types)</p> <ul style="list-style-type: none"> <li>Learners answer comprehension questions based on a) TV guide and b) telephone message.</li> </ul>
<b>52</b>	<p>Flashcards (types of shops) — vocabulary building</p>

<b>*55</b>	Labels and pictures of signs. <ul style="list-style-type: none"><li>• Pictures of signs could be used as flashcards to pre-teach vocabulary. Alternatively, stick the pictures of the different signs around the classroom and give learners the labels (already cut up) to stick next to the appropriate sign. Very useful for social sight assessment.</li></ul>
<b>72</b>	Flashcards (giving directions)

\* assessment practice





**Name:**

**Date:**

**Speak to your friends and fill in the table.**

Useful questions:

What's your name?

Where do you live?

Do you live in a house or a flat?

Name	Where?	House or flat?
Hani	Castlemilk	flat

Now write some sentences about the people you spoke to,  
eg His name is Hani and he lives in a flat in Castlemilk.

---



---



---

<b>Name:</b>	<b>Date:</b>
--------------	--------------

## Writing practice

Copy the addresses onto the lines provided.

### Address A

Gorbals Health Centre

---

45 Pine Place

---

Glasgow

---

G5 2BX

---

### Address B

Saltoun Surgery

---

Lochpots Road

---

Fraserburgh

---

Aberdeenshire

---

AB43 9NH

---

**Name:**

**Date:**

**Address C**

Pollok Health Centre

\_\_\_\_\_

21 Cowglen Road

\_\_\_\_\_

Pollok

\_\_\_\_\_

Glasgow

\_\_\_\_\_

G53 2TP

\_\_\_\_\_

**Address D**

Anderston Primary School

\_\_\_\_\_

3 Port Street

\_\_\_\_\_

Edinburgh

\_\_\_\_\_

EH1 7HJ

\_\_\_\_\_

<b>Name:</b>	<b>Date:</b>
--------------	--------------

**Copy the addresses below, putting in capital letters where needed.**

**Address A**

gorbals health centre

\_\_\_\_\_

45 pine place

\_\_\_\_\_

glasgow

\_\_\_\_\_

g5 2bx

\_\_\_\_\_

**Address B**

saltoun surgery

\_\_\_\_\_

lochpots road

\_\_\_\_\_

fraserburgh

\_\_\_\_\_

aberdeenshire

\_\_\_\_\_

ab43 9nh

\_\_\_\_\_

**Name:**

**Date:**

**Address C**

pollok health centre

\_\_\_\_\_

21 cowglen road

\_\_\_\_\_

pollok

\_\_\_\_\_

glasgow

\_\_\_\_\_

G53 2TP

\_\_\_\_\_

**Address D**

anderston primary school

\_\_\_\_\_

3 port street

\_\_\_\_\_

edinburgh

\_\_\_\_\_

EH1 7HJ

\_\_\_\_\_

<b>Answer key: Addresses</b>
------------------------------

**Address A**

Gorbals Health Centre  
45 Pine Place  
Glasgow  
G5 2BX

**Address B**

Saltoun Surgery  
Lochpots Road  
Fraserburgh  
Aberdeenshire  
AB43 9NH

**Address C**

Pollok Health Centre  
21 Cowglen Road  
Pollok  
Glasgow  
G53 2TP

**Address D**

Anderston Primary School  
3 Port Street  
Edinburgh  
EH1 7HJ

Name:

Date:

Find the words below in the word search.

station	cinema	park	hospital	school
church	mosque	supermarket	college	

s	c	p	a	r	k	e	e	s	c	a	c	r	o
t	r	r	e	i	e	l	m	s	h	l	c	g	s
a	o	c	i	h	a	a	i	u	u	o	q	s	r
t	m	a	u	s	l	o	l	p	r	e	h	c	t
i	c	i	n	e	m	a	o	e	h	o	o	h	l
o	o	t	e	s	c	h	u	r	c	h	s	o	m
n	i	n	o	u	o	t	o	m	i	o	p	o	p
a	s	c	i	n	e	i	e	a	c	a	i	l	l
a	o	h	o	i	n	e	q	r	m	n	t	l	t
o	c	o	l	l	e	g	e	k	m	a	a	a	o
i	e	t	i	t	l	n	l	e	p	e	l	h	h
i	r	a	a	o	e	t	e	t	i	e	e	l	q
k	m	m	t	r	m	o	s	q	u	e	g	m	s
o	c	h	c	s	c	u	c	p	u	o	e	s	e



**Answer key: Word search**


s	c	p	a	r	k	e	e	s	c	a	c	r	o
t	r	r	e	i	e	l	m	s	h	l	c	g	s
a	o	c	i	h	a	a	i	u	u	o	q	s	r
t	m	a	u	s	l	o	l	p	r	e	h	c	t
i	c	i	n	e	m	a	o	e	h	o	o	h	l
o	o	t	e	s	c	h	u	r	c	h	s	o	m
n	i	n	o	u	o	t	o	m	i	o	p	o	p
a	s	c	i	n	e	i	e	a	c	a	i	l	l
a	o	h	o	i	n	e	q	r	m	n	t	l	t
o	c	o	l	l	e	g	e	k	m	a	a	a	o
i	e	t	i	t	l	n	l	e	p	e	l	h	h
i	r	a	a	o	e	t	e	t	i	e	e	l	q
k	m	m	t	r	m	o	s	q	u	e	g	m	s
o	c	h	c	s	c	u	c	p	u	o	e	s	e

Name:

Date:

### Crossword — rooms in the house

Look at the clues or listen to your teacher and write the names of the rooms in the crossword below.



#### Across

5 You watch TV in this room

#### Down

1 You wash in this room

2 You sleep in this room

3 You cook in this room

4 You eat in this room

<b>Answer key: Rooms crossword</b>
------------------------------------

**Across**

**5** living room

**Down**

**1** bathroom

**2** bedroom

**3** kitchen

**4** dining room

Name:

Date:

## My house

Read the text below and answer the questions that follow with your teacher.



My house is in Bridge Street in Glasgow. It is a small house with a kitchen and a living room downstairs and two bedrooms and one bathroom upstairs. My house doesn't have a garden but there is a big park nearby where my children like to play.

### Task A: True or False?

- |                               |              |
|-------------------------------|--------------|
| 1 I live in a big house.      | True / False |
| 2 The bathroom is downstairs. | True / False |
| 3 The park is near my house.  | True / False |

### Task B: Answer the questions.

- 1 Which street is my house in?

---

- 2 Which city is my house in?

---

- 3 How many bedrooms does my house have?

---

- 4 Is there a garden?

---

**Name:**

**Date:**

**Task C: Copy the text below and punctuate with capital letters and full stops.**

my house is in bridge street in glasgow it is a small house with a kitchen and a living room downstairs and two bedrooms and one bathroom upstairs my house doesn't have a garden but there is a big park nearby where my children like to play

**My** \_\_\_\_\_

\_\_\_\_\_

\_\_\_\_\_

\_\_\_\_\_

\_\_\_\_\_

\_\_\_\_\_

\_\_\_\_\_

\_\_\_\_\_

<b>Name:</b>	<b>Date:</b>
--------------	--------------

**Task D: Punctuate the sentences below.**

**1** i live in scotland

---

**2** my house is in glasgow

---

**3** my house has three bedrooms

---

**4** my house is near the supermarket

---

**5** there is a café opposite my house

---

**Name:**

**Date:**

## **Task E**

Now write some sentences about where you live. (You can write about the area you live in, your house or flat, the rooms in your house and who you live with.)

---

---

---

---

---

---

---

<b>Answer key: My house</b>
-----------------------------

### **Task A**

- 1 False
- 2 False
- 3 True

### **Task B**

- 1 Bridge Street
- 2 Glasgow
- 3 2
- 4 No

### **Task C**

My house is in Bridge Street in Glasgow. It is a small house with a kitchen and a living room downstairs and two bedrooms and one bathroom upstairs. My house doesn't have a garden but there is a big park nearby where my children like to play.

### **Task D**

- 1 I live in Scotland.
- 2 My house is in Glasgow.
- 3 My house has three bedrooms.
- 4 My house is near the supermarket.
- 5 There is a café opposite my house.



Name:

Date:

Look at the words in the circles and put them in the correct order to make sentences.

1

house My  
small is

My \_\_\_\_\_

2

is park a  
There near  
house my

There \_\_\_\_\_

3

house My  
bedrooms  
two has

My \_\_\_\_\_

<b>Answer key: Words in a circle</b>
--------------------------------------

- 1 My house is small.
- 2 There is a park near my house.
- 3 My house has two bedrooms.

Name: \_\_\_\_\_

Date: \_\_\_\_\_

## In the bathroom

**Task 1: Find the two halves of the words below to make the names of things you would find in a bathroom.**

1 tow brush

2 show ap

3 sham ror

4 mir el

5 so poo

6 tooth er

**Task 2: Write the words next to the pictures.**



a \_\_\_\_\_



b \_\_\_\_\_



c \_\_\_\_\_



d \_\_\_\_\_



e \_\_\_\_\_



f \_\_\_\_\_

**Answer key: In the bathroom**

**Task 1: Word halves**

- 1** towel
- 2** shower
- 3** shampoo
- 4** mirror
- 5** soap
- 6** toothbrush

**Task 2: Pictures**

- a** toothbrush
- b** towel
- c** shampoo
- d** soap
- e** mirror
- f** shower

Name:

Date:

### In the house

Here are the names of some objects you can find in different rooms of a house.

armchair

soap

pillow

cushion

wardrobe

bed

towel

sofa

cooker

fridge

toothpaste

saucepan

Put the words in the correct groups below.

**In the living room**

\_\_\_\_\_

\_\_\_\_\_

\_\_\_\_\_

**In the bedroom**

\_\_\_\_\_.

\_\_\_\_\_.

\_\_\_\_\_.

**In the bathroom**

\_\_\_\_\_

\_\_\_\_\_

\_\_\_\_\_

**In the kitchen**

\_\_\_\_\_

\_\_\_\_\_.

\_\_\_\_\_.

<b>Answer key: In the house</b>
---------------------------------

**In the living room**

armchair

cushion

sofa

**In the bedroom**

pillow

wardrobe

bed

**In the bathroom**

soap

towel

toothpaste

**In the kitchen**

cooker

fridge

saucepan



house



school



apartment



library



hospital



café



police station



train station



bus station



supermarket



post office



cinema



park



car park



hotel



city centre



bus stop



underground  
station





church



mosque



Name:

Date:

## In the town

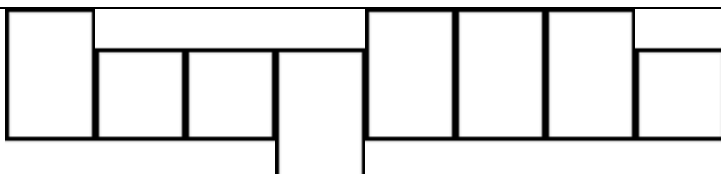
Put the names of the places below in the correct spaces.

Then write the words.

park    supermarket    mosque    train station

post office    hospital    church    school

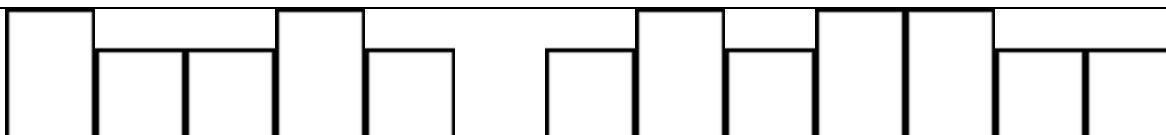
1



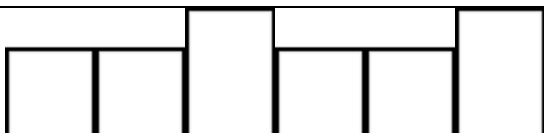
2



3



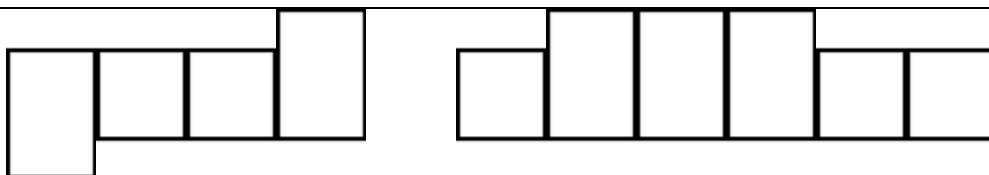
4



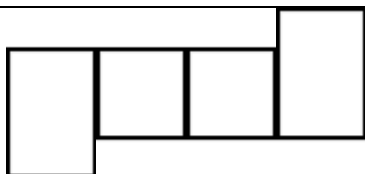
**Name:**

**Date:**

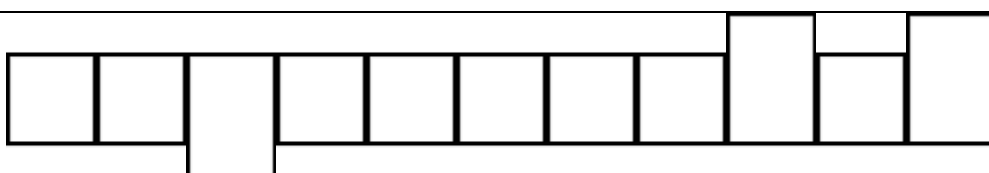
5



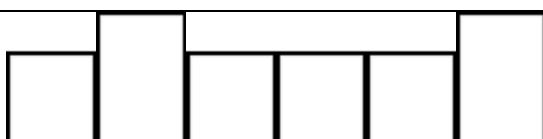
6



7



8



**Answer key: In the town word-shapes**

1    h o s p i t a l

2    m o s q u e

3    t r a i n    s t a t i o n

4    s c h o o l

5    p o s t    o f f i c e

6    p a r k

7    s u p e r m a r k e t

8    c h u r c h



Name:

Date:

## In the town

Here are the names of some places you can find in a town.

hospital

mosque

train station

post office

school

church

park

supermarket

police station

Copy the words in the correct places below.

s \_ \_ \_ \_ \_

p \_ \_ \_ \_

s \_ \_ \_ \_

m \_ \_ \_ \_

p \_ \_ \_

p \_ \_ \_ \_ \_

t \_ \_ \_ \_ \_

h \_ \_ \_ \_

c \_ \_ \_ \_

**Answer key: In the town**

supermarket

post office

school

mosque

park

police station

train station

hospital

church

Argyle Street

Byres Road

Park Lane

Victoria Road

Castlemilk Road

Church Street

Queen Street

Sauchiehall Street

University Avenue

Gordon Street

Warwick Avenue

**Name:**

**Date:**

### Street names

Put the street names in alphabetical order:

Byres Road

Castlemilk Road

Sauchiehall Street

Argyle Street

Church Street

University Avenue

Park Lane

Queen Street

Gordon Street

Victoria Road

Warwick Avenue

1 Argyle Street

2 B \_\_\_\_\_

3 \_\_\_\_\_

4 \_\_\_\_\_

5 \_\_\_\_\_

6 \_\_\_\_\_

7 \_\_\_\_\_

8 \_\_\_\_\_

9 \_\_\_\_\_

10 \_\_\_\_\_

11 W \_\_\_\_\_

**Jane O'Farrell**

**Electrician**

**Tel: 0131 633 4545**



**Neil O'Donnell**

**Plumber**

**Tel: 0141 321 5987**



**Billy Brightside**

**Repairman**

**Tel: 0131 287 6578**



**Peter Stritten**

**Computer Technician**

**Tel: 0141 575 8957**



**Peter Peterson**

**Cleaner**

**Tel: 0131 777 5678**



**Bert Johnston**

**Window Cleaner**

**Tel: 0131 789 7890**



**Janine Ashley**

**Landscape Gardener**

**Tel: 0131 567 1122**



Name:

Date:

Look at the two business cards below and then answer the questions.



1 What is the electrician's name?

---

2 What is her telephone number?

---

3 What is the plumber's name?

---

4 What is his telephone number?

---

5 Who would you call if you had a problem with your toilet?

---

<b>Answer key: Business cards</b>
-----------------------------------

**1** Jane O'Farrell

**2** 0131 633 4545

**3** Neil O'Donnell

**4** 0141 321 5987 or 07766 266555

**5** Neil O'Donnell/Plumber



Name:

Date:

Look at the signs A-H.

A



B



C



D



E



F



G



H



**Name:**

**Date:**

**Which sign tells:**

- |   |       |
|---|-------|
| 1 you can get information here                          | H     |
| 2 the shop is not open                                  | _____ |
| 3 you can't use your telephone here                     | _____ |
| 4 you should be careful                                 | _____ |
| 5 you can get out this way                              | _____ |
| 6 you can park your car here                            | _____ |
| 7 you can buy things at a lower price than normal       | _____ |
| 8 you shouldn't drive faster than fifteen miles an hour | _____ |

**Answer key: Signs**

- 1 H
- 2 A
- 3 B
- 4 C
- 5 G
- 6 D
- 7 E
- 8 F

**Name:**

**Date:**

Where do you live?

Do you live in a house or a flat?

Is your house near here?

How many people live in your house?

How many bedrooms are there in your house?

**Name:**

**Date:**

Is your house big or small?

Does your house have a garden?

Which is your favourite room in your house?

What buildings are near your house or flat?

What is your address?

**Name:**

**Date:**

Which country do you live in?

Which city do you live in?

Which street do you live in?

What number is your house or flat?

Is there a supermarket near your house or flat?

**Name:**

**Date:**

### **Task A**

Ask your friend the following questions and write the answers in the spaces below. (You do not need to write complete sentences.)

**1** Where do you live?

---

**2** Do you live in a house or a flat?

---

**3** How many people live in your house or flat?

---

**4** What is near your house or flat?

---

**5** Do you like where you live?

---

Name:

Date:

## Task B

Write sentences about what the people said

eg

I live in Glasgow.

He lives in Glasgow.

I live in a flat.

\_\_\_\_\_  
\_\_\_\_\_  
\_\_\_\_\_

There are four  
people in my flat.

\_\_\_\_\_  
\_\_\_\_\_  
\_\_\_\_\_

There is a cinema  
near my flat.

\_\_\_\_\_  
\_\_\_\_\_  
\_\_\_\_\_

I like my flat.

\_\_\_\_\_  
\_\_\_\_\_  
\_\_\_\_\_



**Name:**

**Date:**

### **Task C**

Now write a short paragraph (about 20 words) to describe where your friend lives.

---

---

---

---

---

---

---

---

**Name:****Date:****Task A**

Look at the text below and answer the questions.

5PM	6PM	7PM	8PM	9PM
<b>5.40</b> <b>Songs of Praise</b> Aled Jones travels to Cardiff Bay for a retrospective look at hymns featured over the past year, including Sir Willard White's performance. (S) 492607	<b>6.15</b> <b>Antiques Roadshow</b> Michael Aspel and the team visit Victoria Baths in Manchester, where the finds on display include an art deco cigarette case and a pedestal. (S) (R) 433018	<b>7.05</b> <b>Last of the Summer Wine</b> Howard gets a bargain when he buys a used car. (S) 901968 <b>7.35 BBC News;</b> Regional News; Weather (S) 492650	<b>8.00</b> <b>The Chase</b> Rumours circulate that Deborah is moonlighting for William and he will try to convince her to work for him full time. (S) 2872	<b>9.00</b> <b>Mountain</b> Griff Rhys Jones travels through the Lake District. (S) 9308

**Circle the correct answer.**

- What type of text is it?
  - an electricity bill
  - a telephone message
  - a TV guide
- What is on television at 8 pm?
  - Mountain
  - Songs of Praise
  - The Chase
- What time is the BBC News on?
  - 7.05 pm
  - 7.35 pm
  - 9.00 pm

## Answer key

### Task B

Look at the text below and answer the questions.



**Circle the correct answer.**

- 1 What type of text is it?
  - a an electricity bill
  - b a telephone message
  - c a TV guide
  
- 2 What time did Sheila call?
  - a 7 o'clock
  - b 8 o'clock
  - c 4 o'clock
  
- 3 What is her phone number?
  - a 0141 556 8787
  - b 0131 343 0123
  - c 0141 343 0123

**Task A: Text types (TV guide)**

**1** c

**2** c

**3** b

**Task B: Text types (telephone message)**

**1** b

**2** a

**3** c

chemist



baker



shoe shop



post office



newsagent



fishmonger



butcher



bookshop



clothes shop





NO MOBILE PHONES

NO SMOKING

EXIT

NO ENTRANCE

DANGER!

GENTS

LADIES

OUT OF ORDER

PULL

PUSH

INFORMATION


LIFT

CAR PARK




































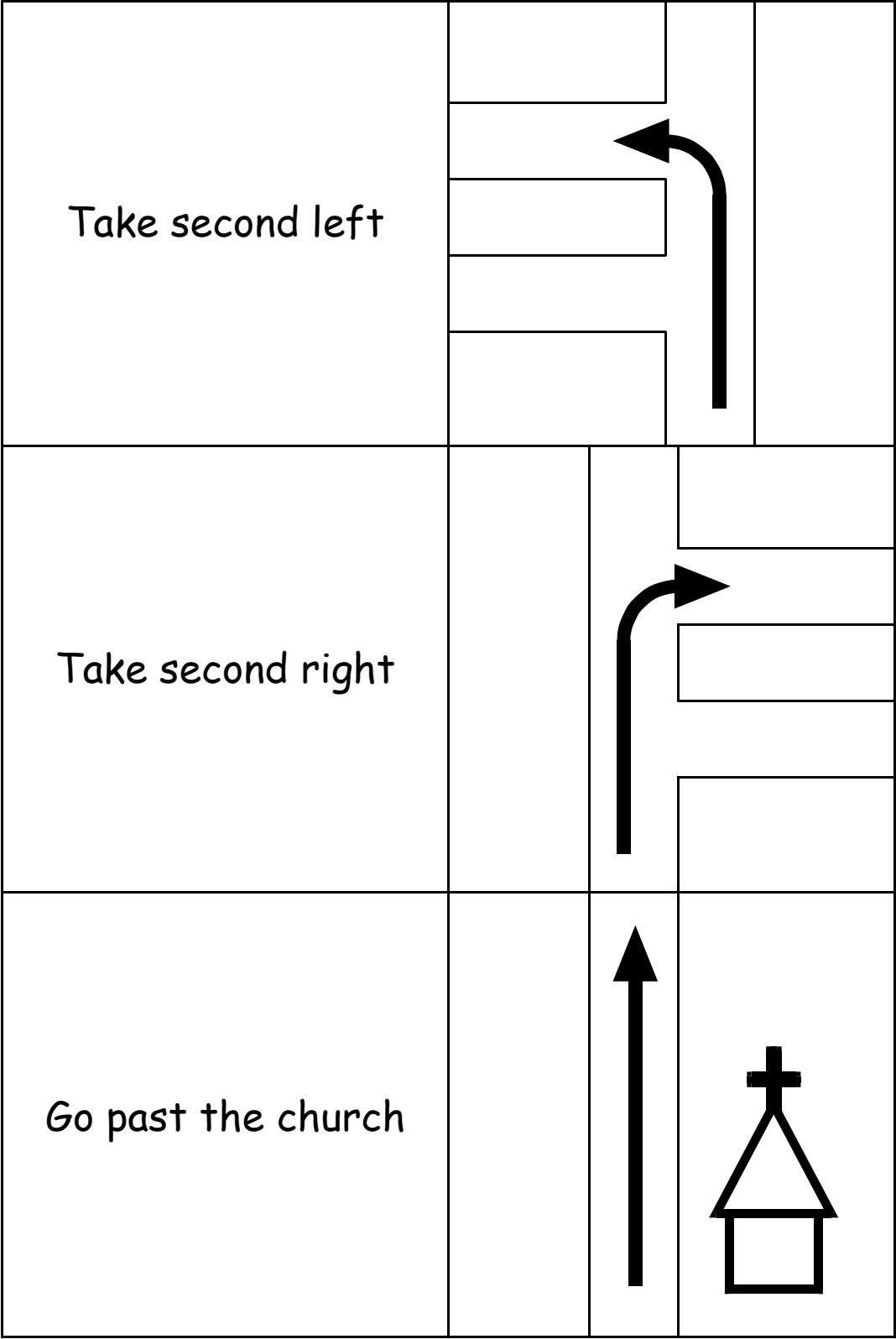


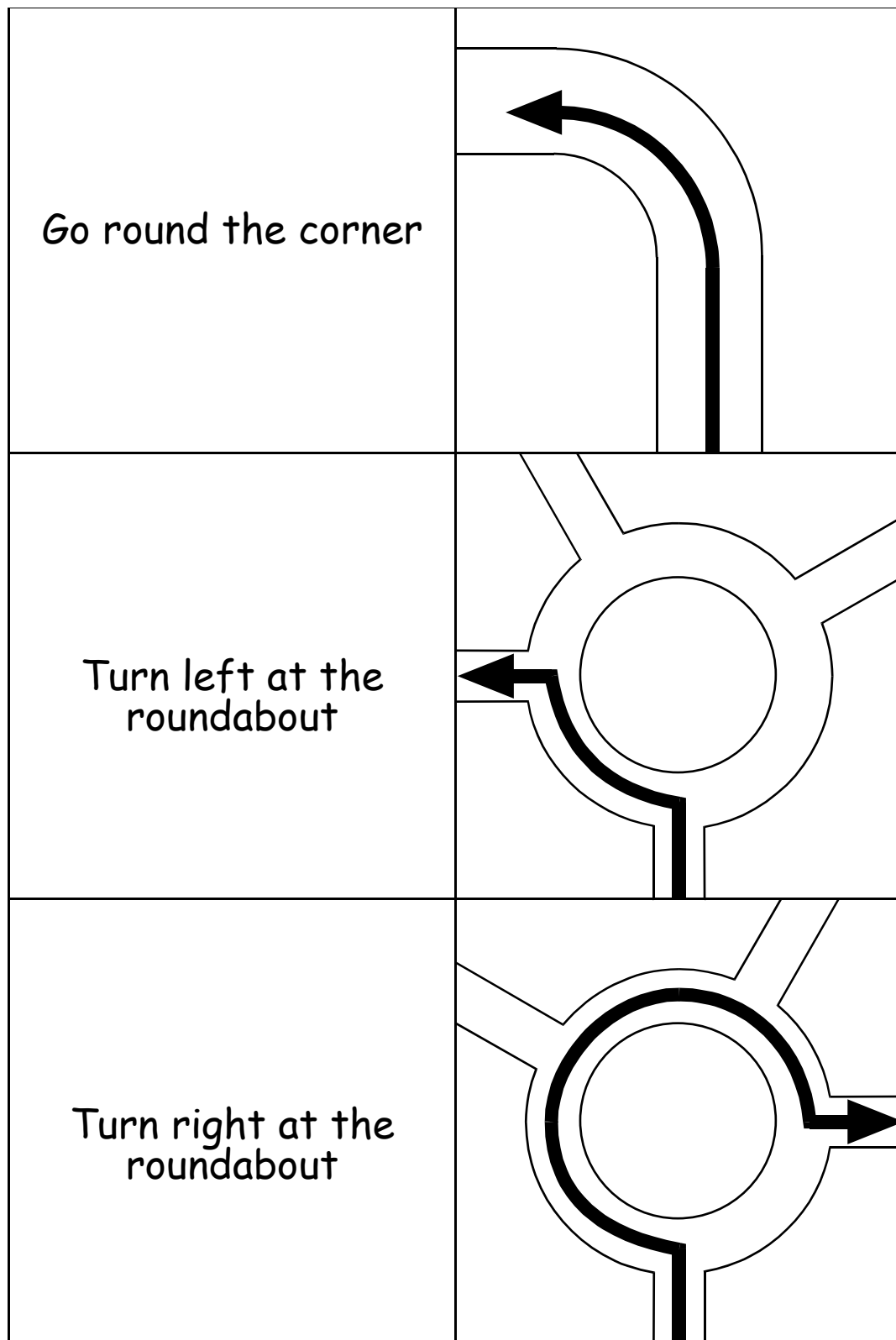


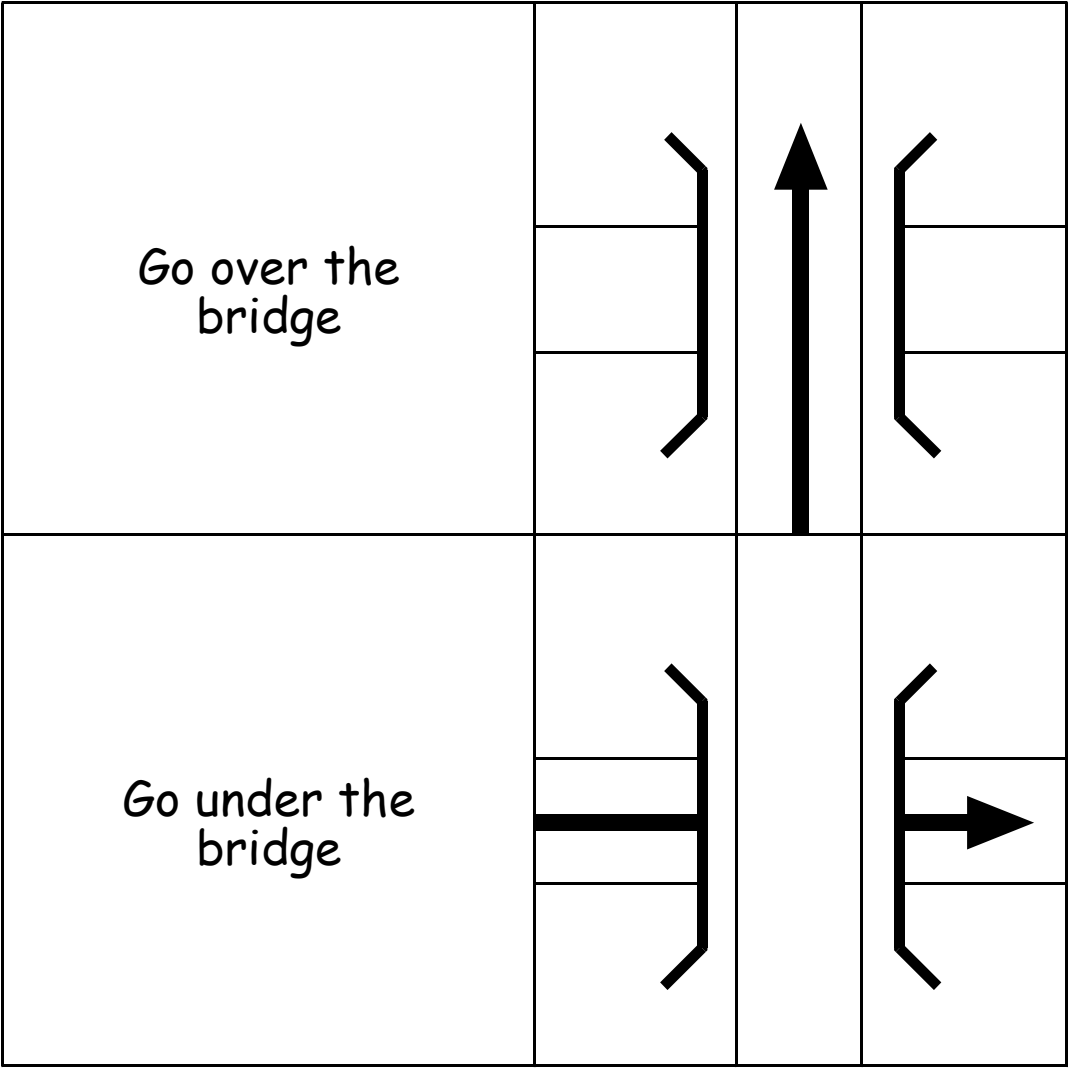




<p>Go straight on</p>	
<p>Turn left</p>	
<p>Turn right</p>	







## ESOL Literacies National 2: House, home and environment

Copyright information

All images are © istockphoto.com unless noted otherwise:

Cover — Aric Vyhmeister

p. 11  
Adrian Beesley

p.18  
a Zsolt Biczó  
b Denise Torres  
c Brett Mulcahy  
d Daniel Loïselle  
e KMITU  
f Warwick Lister-Kaye

p.22  
House — Viktor Pravdica  
School — Forest Woodward  
Apartment — Adrian Beesley

p.23  
Library — David H. Lewis  
Hospital — David Edwards  
Café — Don Bayley

p.24  
Police station — David Freund  
Train station — Georg Winkens  
Bus station — Adrian Beesley

p.25  
Supermarket — HannahmariaH  
Post office — Doug Schneider  
Cinema — mathieukor

p.26  
Park — Andrei Tchernov  
Car park — Georg Winkens  
Hotel — Terry J Alcorn

p.27  
City centre — Douglas McGilviray  
Bus stop sign — Stephen Rees  
Underground station — Daniel Goodchild

p.28  
Church — Martin McCarthy  
Mosque — Edward Shaw

p.36  
Electrician — Ryan Howe  
Plumber — Andrew Howe  
Repairman — Juan Monino

p.37  
Computer technician — Andrew Howe  
Cleaner — Jim Jurica  
Window cleaner and landscape gardener — Lisa Gagne

p.38  
Lightbulbs — Denis Vorob'yev  
Steel pipes — Matthew Buas

p.40  
Closed sign — Richard Gunion  
No mobiles sign — Carsten Madsen  
Caution — gocosmonaut  
Parking sign — Marcus Lindstrom  
Sale — Maciej Noskowski  
Speed limit — Stephen Rees  
Abstract exit sign — Andrea Krause  
Information sign — Klaas Jan Schraa

p.52  
Chemist — Natalia Bratslavsky  
Baker — zinchik  
Shoe shop — Sean Locke

p.53  
Post office — Doug Schneider  
Newsagent — Paul Hart  
Fishmonger — Ryan Kelly

p.54  
Butcher — Rene Mansi  
Bookshop — Shelly Perry  
Clothes shop — Josef Philipp

Pages 57–71  
Signs used on pp.57–59 are downloaded from  
<http://www.online-sign.com>

p.60 Jose Antonio Santiso  
p.61 Andrea Krause  
p.62 Klaas Jan Schraa  
p.63 Richard Gunion  
p.64 Heinz Linke  
p.65 Carsten Madsen

p.66 Sascha Tiebel  
p.67 Sorin Brinzei  
p.68 Marcus Lindstrom  
p.69 fotoVoyager  
p.70 Jerry Horbert  
p.71 Mark Bond