

# X236/201

---

NATIONAL  
QUALIFICATIONS  
2009

MONDAY, 25 MAY  
9.00 AM – 11.00 AM

MODERN STUDIES  
INTERMEDIATE 2

This Examination Paper consists of 3 Sections. Within each Section there is a choice of Study Themes. There is one question for each Study Theme.

**Section A – Political Issues in the United Kingdom (answer one question)**

Question 1 Study Theme 1A Government and Decision Making in Scotland Pages 3 – 7  
Question 2 Study Theme 1B Government and Decision Making in Central Government Pages 8 – 11

**Section B – Social Issues in the United Kingdom (answer one question)**

Question 3 Study Theme 2A Equality in Society: Wealth and Health in the United Kingdom Pages 13 – 15  
Question 4 Study Theme 2B Crime and the Law in Society Pages 17 – 19

**Section C – International Issues (answer one question)**

Question 5 Study Theme 3A The Republic of South Africa Pages 21 – 23  
Question 6 Study Theme 3B The People's Republic of China Pages 25 – 27  
Question 7 Study Theme 3C The United States of America Pages 29 – 31  
Question 8 Study Theme 3D The European Union Pages 33 – 35  
Question 9 Study Theme 3E Development in Brazil Pages 37 – 39

Total Marks – 70

- 1 Read the questions carefully.
- 2 You must answer **one** question from **each** of Section A, Section B and Section C.
- 3 You must answer **all** parts of the questions you choose. Questions in Section A each have four parts; Questions in Sections B and C each have three parts.
- 4 You should spend approximately 40 minutes on each Section.
- 5 If you cannot do a question or part of a question, move on and try again later.
- 6 Write your answers in the book provided. Indicate clearly, in the left hand margin, the question and section of question being answered. Do not write in the right hand margin.



**[BLANK PAGE]**

## SECTION A – POLITICAL ISSUES IN THE UNITED KINGDOM

Answer **ONE** question only:

Question 1 Study Theme 1A – Government and Decision Making in Scotland  
on pages 3–7

**OR** Question 2 Study Theme 1B – Government and Decision Making in Central Government  
on pages 8–11

### *STUDY THEME 1A: GOVERNMENT AND DECISION MAKING IN SCOTLAND*

[You should answer **all four parts** of this question.]

#### Question 1

(a) 

Decisions about local services made by councils can affect the lives of people in Scotland.
---

Describe, **in detail**, **two** ways in which decisions made about local services by councils can affect the lives of people in Scotland.

**(4 marks)**

(b) 

The Additional Member System (AMS) is used to elect the Scottish Parliament. Some people are happy with the way AMS has worked while others are unhappy.
--

Explain, **in detail**, why some people are happy with the way the Additional Member System (AMS) of voting has worked while others are unhappy.

**(6 marks)**

**[Turn over**

### Question 1 (continued)

(c) Study Sources 1, 2 and 3 below and opposite, then answer the question which follows.

#### SOURCE 1

##### **Scottish National Party take over Scottish Government**

After eight years of coalition government in the Scottish Parliament between the Labour Party and the Liberal Democrats, the election in May 2007 resulted in a major change. The Scottish National Party emerged as the largest party with 47 out of the 129 MSPs. The SNP leader, Alex Salmond, was elected as the new First Minister beating Labour leader Jack McConnell.

A period of minority government may mean a period of slower change in Scotland. The SNP will not be able to get all their policies and proposals for new laws through the Parliament as easily as if they had a majority of MSPs. Some of the SNP's policies such as changing to a local income tax, introducing student grants and holding a referendum on independence for Scotland have not been brought forward immediately as they would not have enough support in the Parliament.

In spite of being a minority government, the SNP has still been able to introduce policies and change the way Scotland is governed. In return for Green support, the SNP will back a climate change bill as an early measure and nominate a Green MSP to chair a Holyrood committee. They have started a national discussion about the powers of the Parliament and whether Scotland may become independent at some time in the future. Road tolls on the Forth and Tay bridges are to be abolished. The Scottish Government has announced plans to scrap the graduate endowment fee paid by students after they finish university and cancelled some planned hospital closures.

Soon after the change of government in Scotland, Gordon Brown became Prime Minister of the UK. The new situation with a Labour Government in charge at Westminster while the SNP are in charge in Scotland will mean a change to the way Scotland is governed.

**Newspaper Article, November 2007**

#### SOURCE 2

##### **Opinion Poll taken 100 days after election of SNP Government.**

Which of the following is closest to your own view about how Scotland should be governed?	
Scotland should become an independent country	23%
More powers for the Scottish Parliament	39%
Scottish Parliament has the same powers as now	20%
Abolish the Scottish Parliament	9%
Don't know	9%

Do you believe Scotland is likely to become independent in the future?	
Yes, within 5 years	6%
Yes, within 5 to 10 years	16%
Yes, within 10 to 20 years	19%
Yes, but NOT within 20 years	19%
No, probably never	28%
Don't know	12%

**Question 1 (c) (continued)**

**SOURCE 3**

**Factfile**

- Alex Salmond becomes first SNP leader to be elected as First Minister of Scotland.
- The number of government departments is cut from nine to six.
- Former First Minister Jack McConnell said “He (Alex Salmond) will have our support when his decisions are right. We will, of course, not oppose for its own sake.”
- The SNP Government is to continue with policies to reduce class sizes in schools begun by the previous government.
- SNP Government issues a White Paper and announces a national “conversation” about how Scotland would be governed in the future.
- Labour, Liberal Democrats and Scottish Conservatives announce a joint campaign to stop any moves towards independence for Scotland.
- Jack McConnell resigns as Labour leader and Wendy Alexander takes over as first female leader of the Labour Party in Scotland.
- Wendy Alexander resigns as Labour leader in June 2008.

The election of the SNP Government in Scotland in 2007 has led to major changes in politics in Scotland.

View of Joanna Newsom

Using Sources 1, 2 and 3 above and opposite, give **two** reasons to **support** and **two** reasons to **oppose** the view of Joanna Newsom.

Your answer must be based entirely on the Sources.

You must use information from each Source in your answer.

**(8 marks)**

**[Turn over**

## Question 1 (continued)

(d) Study Sources 1, 2 and 3 below and opposite, then answer the question which follows.

### SOURCE 1

#### Road Bridge Tolls Campaign

Following the Scottish Parliament election in May 2007, the new Scottish National Party Government announced that it would abolish tolls on both the Forth and Tay Road Bridges. This announcement followed a long campaign led by a pressure group called the National Alliance Against Tolls (NAAT).

NAAT members took part in a campaign to have the bridge tolls removed. They lobbied local councillors, MSPs and MPs. NAAT also lobbied political parties and persuaded the Liberal Democrats to support the scrapping of bridge tolls. Members wrote hundreds of letters to newspapers; the group set up its own website; they used the 10 Downing Street e-petition set up by the Prime Minister and asked supporters to add their names. A by-election in Dunfermline, caused by the death of the Labour MP, was an opportunity for the group to increase their support and gain publicity when they put forward a candidate.

One newspaper, the Dundee Courier, strongly supported the campaign to abolish the tolls while another, The Herald was not in favour of ending tolls on the bridges. Trade Unions were concerned about the impact on their members. Some local residents and the Green Party were worried about the increase in traffic and the impact upon the environment if tolls were scrapped. Many business groups however, thought that the ending of tolls would benefit the economy of Scotland.

### SOURCE 2

#### Result of Dunfermline & West Fife By-Election, 9th February 2006

Party	Candidate	Votes	%
Liberal Democrats	William Rennie	12,391	35.83%
Labour	Catherine Stihler	10,591	30.63%
Scottish National Party	Douglas Chapman	7,261	21.00%
Conservative & Unionist	Dr Carrie Ruxton	2,702	7.81%
Scottish Socialist Party	John McAllion	537	1.55%
Scottish Christian Party	Rev George Hargreaves	411	1.19%
<b>Abolish Forth Bridge Tolls Party</b>	<b>Tom Minogue</b>	<b>374</b>	<b>1.08%</b>
UKIP	Ian Borland	208	0.60%
Common Good	Rev Dr Dick Rogers	108	0.30%

**Question 1 (d) (continued)**

**SOURCE 3**

**Selected Views on Bridge Tolls Campaign**

- Extracts from Statement by Tom Minogue (anti-toll by-election candidate): Thank you to the people who voted for me . . . I consider that, taking all things into account, we have done well to poll 374 votes. It might not seem much but . . . this is no mean achievement when one considers that today marks the second week in existence for the Abolish Forth Bridge Tolls Party.
- The NAAT website reported: for some reason, The Herald is still fighting to keep the tolls. This morning it published results of a poll of businesses, which included a question on removal of tolls. The result was that 58% of firms welcomed removal of tolls yet The Herald says—“*The result falls short of being a ringing endorsement of a significant policy initiative.*”
- A Trade Union attacked the decision to scrap tolls on the Forth and Tay Bridges. The Transport and General Workers Union was concerned about job losses. It claimed the move will leave 175 of their members facing the loss of their jobs.
- The Dundee Courier wrote: In the end it was all about people power. Tens of thousands of you backed The Courier’s campaign to scrap tolls and make politicians act. It was a cause this paper believed could not be ignored and it was a cause our readers supported from the day we launched our campaign in March last year. By letter, phone or e-mail you said loud and clear “the tolls must go.” Some 2000 of you added your signatures to the campaign in the first month, another 10,000 backed an on-line poll. Thousands more of you gave visible backing by displaying “Scrap The Tolls” stickers on your vehicles, taking the message with you wherever you travelled.

The campaign to end the tolls on the Forth and Tay Bridges was successful and had the support of the people of Scotland.

View of Diana Jones

Using Sources 1, 2 and 3, explain why Diana Jones is being **selective in the use of facts**.

Your answer must be based entirely on the Sources above and opposite.

You must use information from each Source in your answer.

**(8 marks)**

**NOW GO TO SECTION B ON PAGE 13**

*STUDY THEME 1B: GOVERNMENT AND DECISION MAKING IN CENTRAL GOVERNMENT*

[You should answer **all four parts** of this question.]

**Question 2**

(a) The House of Lords plays a part in decision making in the UK.

Describe, **in detail**, **two** ways in which the House of Lords plays a part in decision making in the UK.

**(4 marks)**

(b) Some people think newspapers play a positive role in politics while others believe they play a negative role in politics.

Explain, **in detail**, why some people think newspapers play a positive role in politics while others believe they play a negative role in politics.

**(6 marks)**

(c) Study Sources 1, 2 and 3 below and opposite, then answer the question which follows.

**SOURCE 1**

**Gordon Brown becomes Prime Minister**

In June 2007, Tony Blair resigned as Prime Minister after 10 years in power. Gordon Brown was chosen, without a contest, as the new leader of the Labour Party and so became Prime Minister of the UK. Supporters of the Government said that this allowed a smooth and orderly change of leadership, with the former Chancellor of the Exchequer taking over from the Prime Minister he had worked closely with for the previous 10 years. Others claimed that the change was undemocratic as Britain now had a new Prime Minister without an election having taken place and voters having no say in the decision.

In his first few weeks as Prime Minister, Gordon Brown announced his policies and priorities. He announced that his Government intended to continue to make improvements in schools and the NHS, claiming that the policies of the previous 10 years were delivering real change to the people of Britain. The Conservatives called for an early election as the only way of delivering real changes in the way Britain was governed.

Gordon Brown has brought ministers and advisors into his Government from outside the Labour Party. Members of the Liberal Democrats and non-party members have been brought in to advise or make decisions in areas such as health, trade, foreign policy and security although none are members of the Cabinet itself.

Within a few weeks, the new Prime Minister faced a major test with two by-elections being held in traditional Labour seats. There was relief on the part of the new Government when Labour held on to both seats although the opposition pointed out that the Labour majority in both seats had fallen.

**Newspaper Article, October 2007**

**Question 2 (c) (continued)**

**SOURCE 2**

**Survey of Public Opinion about Gordon Brown taking over as Prime Minister**

<b>Question 1</b>		<b>Question 2</b>	
After Gordon Brown takes over, do you expect that the performance of the Government generally will . . .		From what you have seen and heard, compared to Tony Blair, do you think Gordon Brown is more or less likely to win the next General Election?	
. . . stay about the same?	61%	More	43%
. . . improve?	16%	Less	49%
. . . get worse?	17%	Don't know	8%
. . . don't know?	5%		

**SOURCE 3**

**Factfile**

- The new Prime Minister, Gordon Brown, declared his Government would be less concerned with image and spin than the previous Government.
- Every Cabinet position, except Defence, has changed hands with seven new ministers in the Cabinet for the first time.
- A Conservative spokesperson said “He may have moved people around the Cabinet table but there are remarkably few new faces.”
- The Government has said that its priorities will be to continue to improve education and health care.
- MPs are to be given new powers to decide on whether the country goes to war and approve foreign treaties.
- Soon after the election, a series of terrorist attacks in the UK, led the Government to say it would continue the fight against terrorism.
- In foreign policy, Gordon Brown announced “I will continue to work, as Tony Blair did, very closely with the American administration.”
- The number of women in the Cabinet fell from 8 to 5 and unlike the previous Cabinet there were no ethnic minorities in the new Cabinet.

Gordon Brown becoming Prime Minister in 2007 has led to major changes in politics in the UK.

View of Adam Ryan

Using Sources 1, 2 and 3 above and opposite, give **two** reasons to **support** and **two** reasons to **oppose** the view of Adam Ryan.

Your answer must be based entirely on the Sources.

You must use information from each Source in your answer.

**(8 marks)**

## Question 2 (continued)

(d) Study Sources 1, 2 and 3 below and opposite then answer the question which follows.

### SOURCE 1

#### Compulsory Voting

Election turnout has been falling in recent years and fewer people believe they have a duty to vote, leading to worries about the future of democracy in Britain. The Government is considering various ways to increase the number of people voting in elections. In the most recent UK General Election in 2005, turnout was 61.5%. This was a slight increase from the previous record low figure of 59.4% in 2001.

One suggestion has been to make voting compulsory. In the UK, compulsory voting is not part of electoral law. In a number of countries including Australia, Belgium, Greece and Brazil, voting is compulsory. Non-voters face a mixture of penalties, mainly fines. In Greece, turnout in elections is about 75% while in Australia in recent elections 95.4% of the electorate voted and of them, 4.8% spoiled their ballot paper.

Supporters of compulsory voting claim it increases turnout and so makes elections more democratic and representative of the views of voters. Parties do not have to worry about getting their supporters to vote and so can concentrate on the issues, leading to a better political debate.

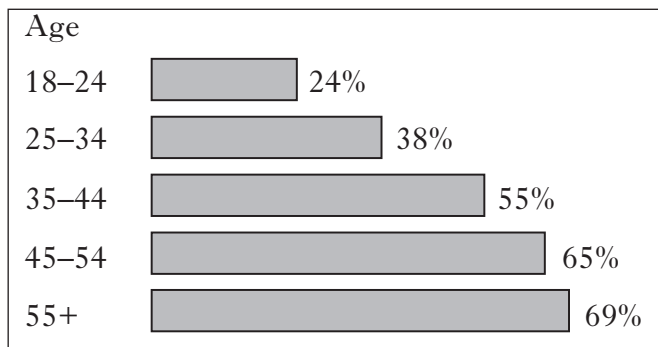
Opponents of compulsory voting argue that having the right to vote also means having the right not to vote and it would be against British traditions to force reluctant voters to cast a vote. It would be difficult to enforce this law and would be a considerable waste of police and court time.

### SOURCE 2

#### Survey of Public Opinion about Voting

Percentage of people over 18 who would definitely vote in a General Election, by age group.

Do you support making voting in elections compulsory?	
Yes	47%
No	49%
Don't Know	4%



**Question 2 (d) (continued)**

**SOURCE 3**

**Selected Views on Compulsory Voting**

- Geoff Hoon MP said: “The introduction of compulsory voting is a way of getting people interested in politics, restoring a sense of community and confronting the issue of people who never vote.”
- Oliver Heald MP said: “There is little support to make it a criminal offence not to vote . . . the police have better things to do. The challenge is for politicians to excite voters with their ideas.”
- Forcing people to vote would not improve democracy in Britain. The reason why many people do not vote, especially young people, is that they do not think voting will make any difference and they do not have much trust in politicians. Forcing people into the polling booth would lead to a large number of spoiled ballot papers.
- Voting is a right and should be a duty. All citizens should participate in important decisions by voting. Ballot papers, however, should also have a space where voters can say “none of the above”; a high vote for none of the candidates will force politicians to pay more attention to the wishes of dissatisfied voters.

Compulsory voting would improve democracy and would be popular with voters.

View of Chris Knight

Using Sources 1, 2 and 3, explain why Chris Knight is being **selective in the use of facts**.

Your answer must be based entirely on the Sources above and opposite.

You must use information from each Source in your answer.

**(8 marks)**

**NOW GO TO SECTION B ON PAGE 13**

**[BLANK PAGE]**

## SECTION B – SOCIAL ISSUES IN THE UNITED KINGDOM

Answer **ONE** question only:

Question 3 Study Theme 2A – Equality in Society: Wealth and Health in the  
United Kingdom on pages 13–15

**OR** Question 4 Study Theme 2B – Crime and the Law in Society on pages 17–19

### *STUDY THEME 2A: EQUALITY IN SOCIETY: WEALTH AND HEALTH IN THE UNITED KINGDOM*

[You should answer **all three parts** of this question.]

#### Question 3

(a)  Government has tried to improve the health of people in Scotland.

Describe, **in detail**, the ways in which government has tried to improve the health of people in Scotland.

**(6 marks)**

(b)  Some people live in poverty in the United Kingdom.

Explain, **in detail**, why some people live in poverty in the United Kingdom.

**(8 marks)**

**[Turn over**

### Question 3 (continued)

(c) Study Sources 1, 2 and 3 below and opposite, then answer the question which follows.

You are an adviser to the UK Government. You have been asked to recommend whether or not the Government should continue with the system of Working Tax Credits (WTC) or not to continue with the system

<b>Option 1</b> Continue with the system of Working Tax Credits.	<b>Option 2</b> Do not continue with the system of Working Tax Credits.
---	--

#### SOURCE 1

##### Selected Facts and Viewpoints

Working Tax Credit (WTC), introduced in 2003, can be given to top up earnings if a person is in work but on low pay. You can get WTC if you are over 16 years old and work more than 16 hours per week and are also either a parent or responsible for children.

- Working Tax Credits help people to beat the Poverty trap—it makes sure a person's income is better in work than out of work and living on benefits.
- There have been problems in the system with overpayments being made and then having to be paid back.
- The basic amount awarded is £1,730 per year with extra payments depending on circumstances.
- Many families have suffered hardship when attempts have been made to recover overpayments made to them, which many poor families have already spent.
- In 2005, the Working Tax Credit website was closed down because of a high level of fraudulent claims by organised criminals.
- Working Tax Credits have been criticised as they encourage employers to pay low wages.
- Over half a million children have been lifted out of poverty as more people on low or moderate incomes have been helped; more than through any other single measure.
- Over half the overpayment errors made affected those in the lowest income group—the very people who will struggle to pay them back.
- Working Tax Credit allows families to get back up to 80% of the cost of child care allowing adults to go back to work; this can be as much as £175 per week for one child and up to £300 per week for two or more children.

#### SOURCE 2

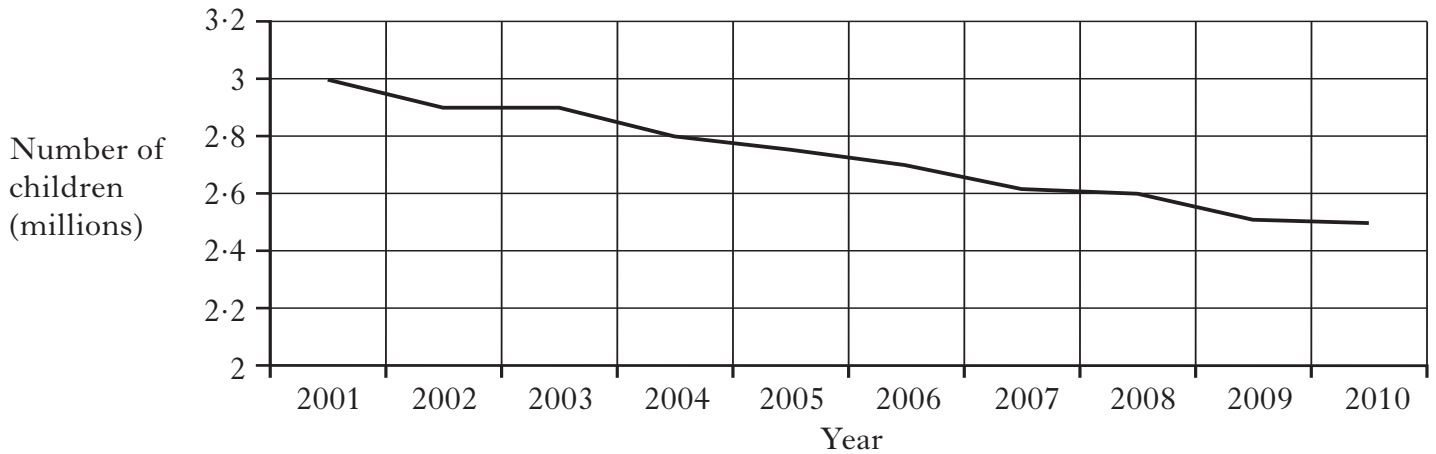
##### Error and Fraud in Working Tax Credit System (2004 – 2005)

	Number of Cases of Error and Fraud	Amount involved in Error and Fraud
2004	1,500,000	£1,400 million
2005	1,460,000	£2,440 million

Question 3 (c) (continued)

SOURCE 2 (continued)

Number of Children in Poverty: Trend and Forecast 2001–2010



SOURCE 3

**Viewpoints**

The Government should not continue with the system of Working Tax Credits. By 2005, the personal details of over 10,000 public sector workers had been stolen by organised tax criminals to be used to claim tax credits. Fraud and mistakes led to huge losses. People have to notify the tax authorities when their pay rises. If they do not do this then they have to pay the overpaid WTC back. The stress that this has caused families can have a damaging effect on the children. Working Tax Credit should be scrapped and replaced by a simpler system.

**Pressure Group Spokesperson**

The Government should continue with the system of Working Tax Credits. In the past when people went from benefits to work they lost some means-tested benefits. The problem faced by many was that if they came off benefits and went into low paid jobs, they were worse off. There was little to motivate people to find work. Working Tax Credits encourage people to work and also give help with child care costs. Despite problems with overpayments in the first few years, many of these difficulties have now been sorted. The tax credit system has helped many families to get out of poverty.

**Government Spokesperson**

You must decide which option to recommend to the Government, **either** to continue with the system of Working Tax Credits **or** not to continue with the system of Working Tax Credits.

Using Sources 1, 2 and 3 above and opposite, **which option would you choose?**

Give reasons to **support** your choice.

**Explain** why you did not make the other choice.

Your answer must be based on all the Sources.

**(10 marks)**

**NOW GO TO SECTION C ON PAGE 21**

**[BLANK PAGE]**

*STUDY THEME 2B: CRIME AND THE LAW IN SOCIETY*

[You should answer **all three parts** of this question.]

**Question 4**

(a) 

Scotland has its own system of adult courts.
--

Describe, **in detail**, the adult court system in Scotland.

**(6 marks)**

(b) 

The use of the prison system has been criticised in recent years.
---

Explain, **in detail**, why the use of the prison system has been criticised in recent years.

**(8 marks)**

**[Turn over**

**Question 4 (continued)**

(c) Study Sources 1, 2 and 3 below and opposite, then answer the question which follows.

You are an adviser to the Scottish Government. You have been asked to recommend whether the DNA database should contain profiles of the whole population or keep the DNA database for profiles of convicted criminals only.

**Option 1**

The DNA database should contain profiles of the whole population.

**Option 2**

The DNA database should contain profiles of convicted criminals only.

**SOURCE 1**

**Facts and Viewpoints**

In Scotland, only convicted criminals have their DNA profile stored on the DNA database. The profile contains details about individuals which can be used for investigating crimes.

- If the whole adult population had their DNA profiles on the database, this would help in the investigation and prosecution of crime.
- To expand the database to include the whole population would be very expensive.
- Most people would approve of a new law requiring all adults to give a sample of their DNA to help with prevention and detection of crime.
- Money and time would be saved if everyone's DNA profile was taken only once.
- If a person's DNA is found to be present at a crime scene they could be viewed as guilty without any other supporting evidence.
- Currently, there are not enough safeguards in place to ensure that there is no misuse of DNA information.
- DNA evidence is not foolproof and may lead to wrongful convictions.
- Ethnic minorities are more likely, at present, to be on the database than white people.
- DNA databases are only as reliable as those who handle them—there are many spelling errors and inaccuracies in the storage of information.

**SOURCE 2**

**The Percentage of Selected Ethnic Groups on DNA Database**

<b>Ethnic Group</b>	<b>% of Ethnic Group on Database</b>
White	9%
Asian	13%
Black	37%

**Question 4 (c) (continued)**

**SOURCE 2 (continued)**  
**Result of Opinion Poll Survey**

Should there be a new law requiring everyone over 18 to give a sample of DNA?		If you were to serve on a jury would you count DNA evidence as more or less important than other evidence?	
Yes	66%	More important	65%
No	33%	Less important	4%
		Equally important	28%

**SOURCE 3**

**Viewpoints**

The DNA database should contain profiles of the whole population. The current system is unfair. It would be fairer to include everybody, guilty or innocent. Having everyone on the database means there will be no discrimination against ethnic minorities. Civil liberties groups and representatives of the black community say that the existing database reinforces racial bias in the criminal justice system. DNA evidence will not be used in all cases, but will help the police convict the right person in the most serious of crimes.

**Police Spokesperson**

The DNA database should be kept for profiles of convicted criminals only. The Universal Declaration of Human Rights states that everyone has the right to protection of their privacy in their family or home life. To have everyone's DNA profile on the database would mean innocent people are having their rights abused. If two people meet on the street and shake hands their DNA is transferred. If one of these people then commits a crime, the DNA of the person he or she shook hands with could be found at the crime scene. DNA evidence is not the answer to solving the great majority of crimes.

**Civil Rights Spokesperson**

You must decide which option to recommend to the Scottish Government, **either** the DNA database should contain profiles of the whole population **or** the DNA database should contain profiles of convicted criminals only.

Using Sources 1, 2 and 3 above and opposite, **which option would you choose?**

Give reasons to **support** your choice.

**Explain** why you did not make the other choice.

Your answer must be based on all the Sources.

**(10 marks)**

**NOW GO TO SECTION C ON PAGE 21**

**[BLANK PAGE]**

## SECTION C – INTERNATIONAL ISSUES

Answer **ONE** question only:

- Question 5 Study Theme 3A – The Republic of South Africa on pages 21–23  
**OR** Question 6 Study Theme 3B – The People’s Republic of China on pages 25–27  
**OR** Question 7 Study Theme 3C – The United States of America on pages 29–31  
**OR** Question 8 Study Theme 3D – The European Union on pages 33–35  
**OR** Question 9 Study Theme 3E – Development in Brazil on pages 37–39

### *STUDY THEME 3A: THE REPUBLIC OF SOUTH AFRICA*

[You should answer **all three parts** of this question.]

**In your answers you should give examples from South Africa**

#### Question 5

- (a) The high level of crime in South Africa has led to many problems.

Describe, **in detail**, the problems caused by the high level of crime in South Africa.

**(6 marks)**

- (b) The ANC led Government of South Africa faces political opposition.

Explain, **in detail**, why the ANC led Government of South Africa faces political opposition.

**(6 marks)**

**[Turn over**

### Question 5 (continued)

(c) Study Sources 1, 2 and 3 below and opposite, then answer the question which follows.

#### SOURCE 1

##### Life in South Africa

South Africa is a large country of over 44 million people. Blacks are the largest racial group, they make up 79% of the population, Whites make up 9.5% followed by Coloured at 9%. Although Blacks are the largest racial group in South Africa, in some Provinces there are more Whites and Coloureds. Where you live in South Africa has a major effect upon your life. There are social and economic inequalities between the Provinces. Provinces with a larger White population tend to be richer.

Income differences and levels of poverty are important because they have an effect upon education. Having the opportunity to complete secondary school and go on to university will depend upon how well off you are. It is estimated that more than 40% of the total population live in poverty. Many poor people have to take their children out of school to work which means they fail to gain qualifications.

Having good health also depends on where you live, your race and how well off you are. Average incomes in South Africa vary enormously depending on your race, which Province you live in and whether you live in a rural or urban area. Wealthier South Africans can afford to pay for private health care which is of an excellent standard. Poorer Provinces offer a much lower standard of health care than richer Provinces and as a result the health of people is worse.

South Africa has made a lot of social and economic progress, however, huge inequalities still exist between the races and between Provinces.

#### SOURCE 2

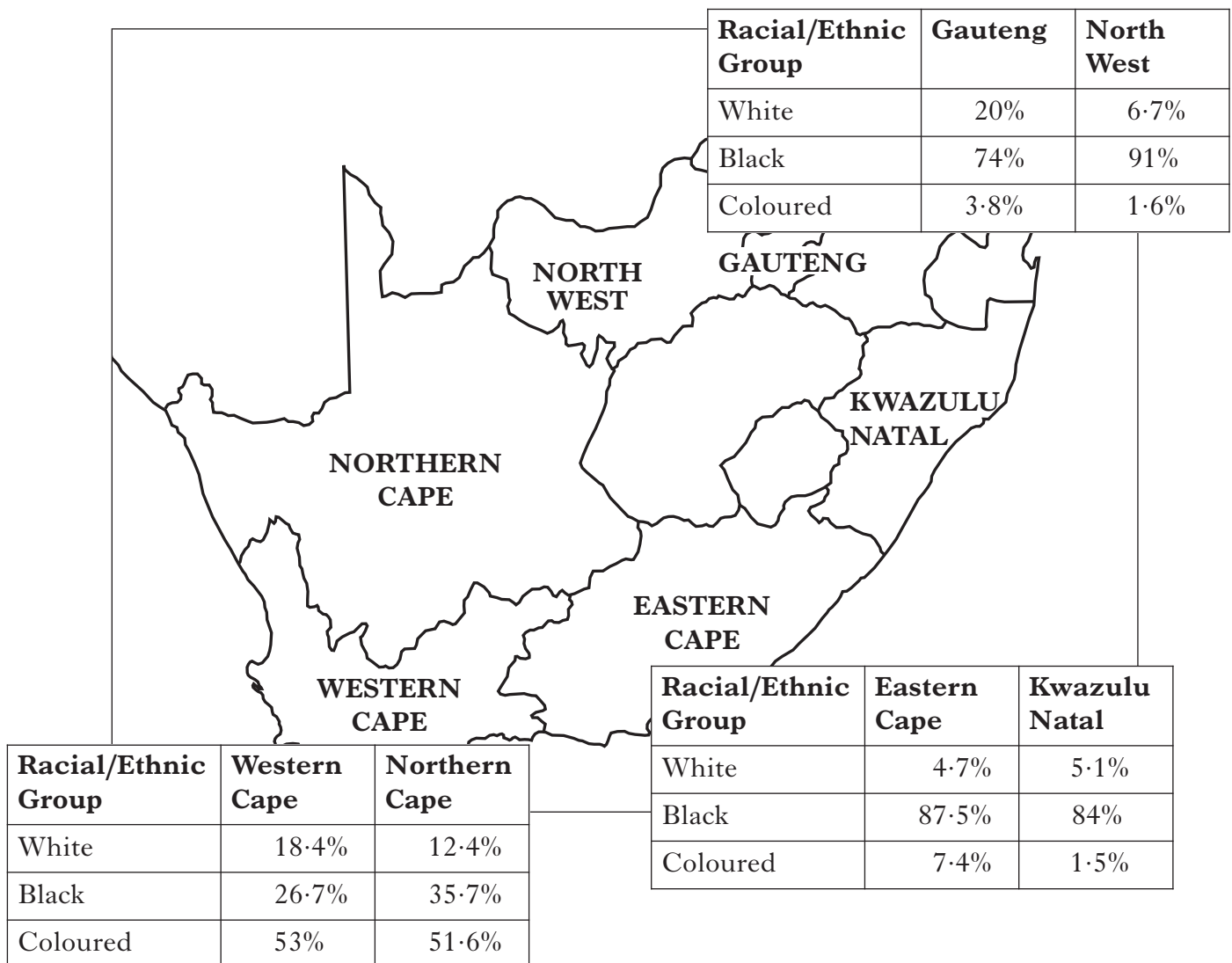
##### Social and Economic Information about Selected Provinces of South Africa

Social/Economic Indicators	Western Cape	Gauteng	North West	Northern Cape	Kwazulu Natal	Eastern Cape
% of People living in Poverty	32%	42%	52%	61%	61%	72%
Average Household Income in Rand	R53 000	R71 000	R30 000	R31 000	R37 000	R24 000
Secondary School Graduates	85%	76.8%	64%	71%	74%	53.5%
% College/Degree Qualification	11.2%	12.6%	5.9%	6.1%	6.9%	6.3%
Life Expectancy (in years)	62	59	52	54	47	53
Infant Mortality Rate (per 1000)	32	44	55	46	68	71

Question 5 (c) (continued)

SOURCE 3

Racial Composition of Selected Provinces



Using Sources 1, 2 and 3 above and opposite, what **conclusions** can be drawn about life in South Africa in the selected Provinces?

You should reach conclusions about at least **three** of the following:

- racial and ethnic composition in different parts of South Africa
- the link between income and health
- the link between education and poverty
- the best Province of South Africa to live in.

You must use information from all the Sources. You should compare information within and between the Sources.

**(8 marks)**

**NOW CHECK THAT YOU HAVE ANSWERED ONE QUESTION FROM EACH OF SECTIONS A, B AND C**

**[BLANK PAGE]**

*STUDY THEME 3B: THE PEOPLE'S REPUBLIC OF CHINA*

[You should answer **all three parts** of this question.]

**In your answers you should give examples from China**

**Question 6**

(a) Human and political rights are limited in China.

Describe, **in detail**, the ways in which human and political rights are limited in China.

**(6 marks)**

(b) China has become more open to the rest of the world in recent years.

Explain, **in detail**, why China has become more open to the rest of the world in recent years.

**(6 marks)**

**[Turn over**

**Question 6 (continued)**

(c) Study Sources 1, 2 and 3 below and opposite, then answer the question which follows.

**SOURCE 1**

**Life in China**

China is a very large country with the world's biggest population of around 1.3 billion people. It is made up of a variety of different regions and ethnic groups. The largest ethnic group, by far, is the Han Chinese whose language, Mandarin, remains the most common language throughout most of China. Population and language spoken varies across China. There are 29 provinces in China and the part of the country where a person lives can have a major effect upon his or her life.

The average income in China is rising as the country becomes more prosperous. However, there are big differences in levels of income between different parts of the country, especially between rural and urban areas. Income differences are important because they have an effect upon success in education.

There are large differences in health and education between rural and urban areas. Urban areas tend to have better schools and health care. Since most of the wealthy people in China live in the cities they are able to afford the best in education and health. Rural areas are poorer and so too are education and health facilities.

China is making very good progress and many people are becoming wealthy and enjoy a good standard of living. However, people in some parts of China enjoy a better life than people in other areas. Areas on the coast have benefited more from foreign investment. Coastal areas have more industry and tend to be better off with more manufacturing and service jobs and growing wealth.

**SOURCE 2**

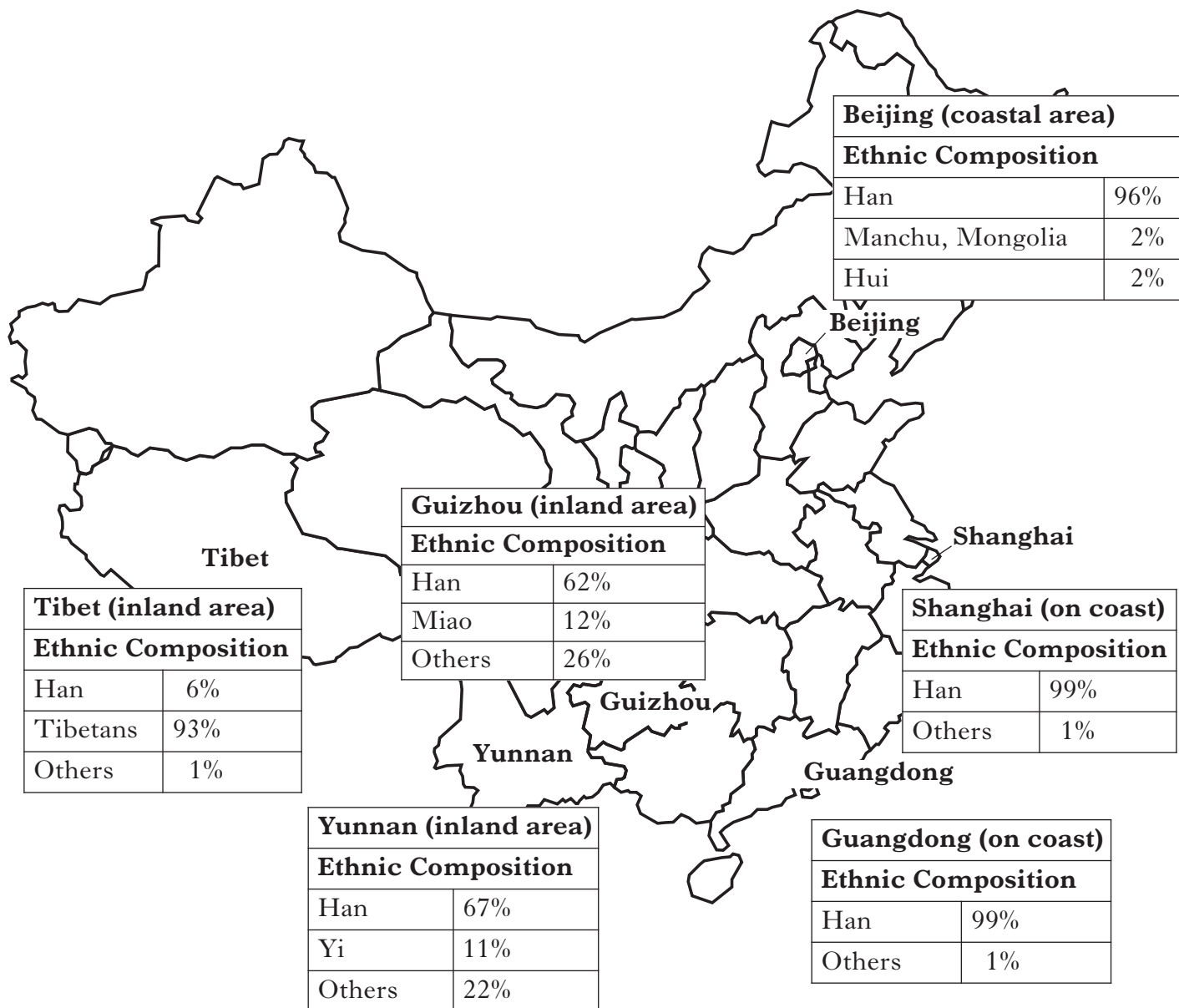
**Social and Economic Information about Life in Selected Regions of China**

	<b>Shanghai</b>	<b>Beijing</b>	<b>Guangdong</b>	<b>Yunnan</b>	<b>Guizhou</b>	<b>Tibet</b>
Population	17.8 million	15.4 million	91.9 million	44.4 million	37.3 million	2.8 million
% Urban	89.0%	83.6%	60.7%	29.5%	26.9%	26.8%
% Rural	11.0%	16.4%	39.3%	70.5%	73.1%	73.4%
Life Expectancy (in years)	78	76	73	65	66	64
Percentage unable to read or write	5.9%	4.6%	7.6%	21.5%	19.7%	54.9%
Average Income per person (in Yuan)	46 718	32 061	17 213	5662	3603	6871

Question 6 (c) (continued)

SOURCE 3

Information about Ethnic Composition and Language in Selected Regions of China



Using Sources 1, 2 and 3 above and opposite, what **conclusions** can be drawn about life in China in the selected regions?

You should reach conclusions about at least **three** of the following:

- population and ethnic composition in different parts of China
- the link between income and education
- health in urban and rural areas
- the best part of China to live in.

You must use information from all the Sources. You should compare information within and between the Sources.

**(8 marks)**

**NOW CHECK THAT YOU HAVE ANSWERED ONE QUESTION FROM EACH OF SECTIONS A, B AND C**

**[BLANK PAGE]**

*STUDY THEME 3C: THE UNITED STATES OF AMERICA*

[You should answer **all three parts** of this question.]

**In your answers you should give examples from the USA**

**Question 7**

(a) People in America have many opportunities to influence the Government.

Describe, **in detail**, ways in which people in America can influence the Government.  
**(6 marks)**

(b) Some areas of the USA suffer badly from crime problems.

Explain, **in detail**, why some areas of the USA suffer badly from crime problems.  
**(6 marks)**

**[Turn over**

**Question 7 (continued)**

(c) Study Sources 1, 2 and 3 below and opposite, then answer the question which follows.

**SOURCE 1**

**Life in the USA**

The United States of America is a vast country of over 300 million people. It is made up of many different races and ethnic groups. Across the USA, about two thirds of the population are White making them still the largest racial group but, in 2007, the nation's minority population rose above 100 million. About one in three US residents belongs to a minority group. Hispanics are the largest minority group, with 14·8% of the total population. Blacks are the second largest minority group at 13·4%. Although the USA is a very racially mixed population, each region has its own unique mixture.

There are 50 states in the USA and the one you live in can have a major effect upon your life. The average family income in the USA is \$55,832 but 13·3% of all Americans live in poverty. There are big differences in levels of income and poverty within states; there are also big differences between states in different parts of the country. States with a large Black population tend to have a lower standard of living.

Income differences and levels of poverty are important because they will have an effect upon education and health. Your chance of enjoying good health and a long life depends on how rich you are and where you live. Your chance of graduating from high school and completing university will depend upon how well off you are.

Americans are proud to say that their citizens enjoy a good life and high standard of living, but people in some parts of the USA seem to enjoy a better life than people in other areas.

**SOURCE 2**

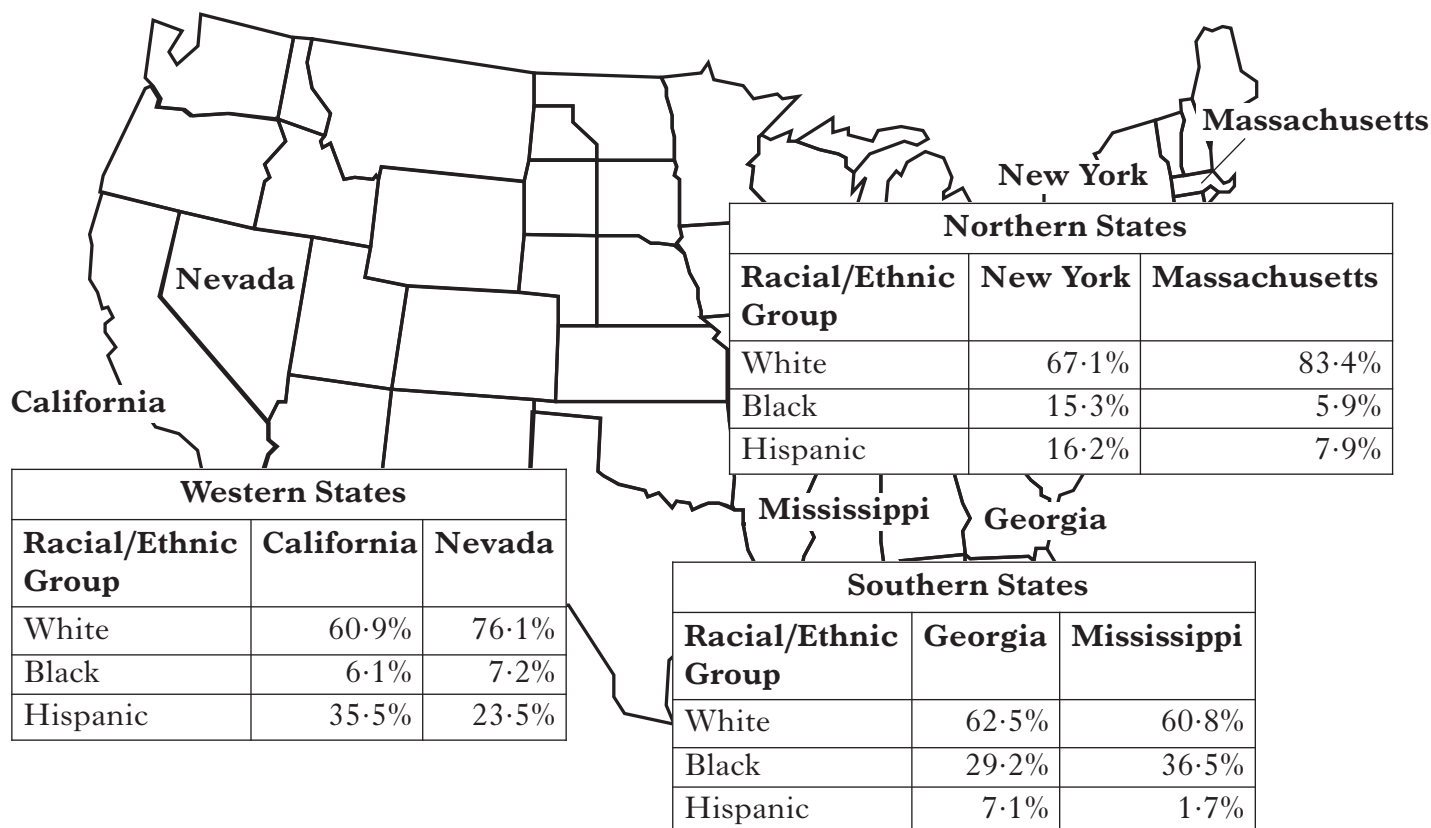
**Social and Economic Information on selected States in the USA**

<b>Region</b>	<b>Northeast</b>		<b>West</b>		<b>South</b>	
<b>State</b>	<b>New York</b>	<b>Massachusetts</b>	<b>California</b>	<b>Nevada</b>	<b>Georgia</b>	<b>Mississippi</b>
Average Family Income in US Dollars	\$59,686	\$71,655	\$61,476	\$57,079	\$53,744	\$40,917
Percentage of People living in Poverty	13·8%	10·3%	13·3%	11·1%	14·4%	21·3%
Percentage of High School Graduates	84·3%	88·0%	80·1%	82·8%	82·4%	78·5%
Percentage of University Graduates	31·3%	36·9%	29·5%	20·6%	27·1%	18·7%
Life Expectancy (in years)	77·7	78·4	78·2	75·8	75·3	73·6

Question 7 (c) (continued)

SOURCE 3

Racial and Ethnic Composition of selected States in the USA



Using Sources 1, 2 and 3 above and opposite, what **conclusions** can be drawn about life in the USA in the selected states?

You should reach conclusions about at least **three** of the following:

- race and ethnic composition in different parts of the USA
- the link between income and health
- the link between education and poverty
- the best state in the USA to live in.

You must use information from all the Sources. You should compare information within and between the Sources.

**(8 marks)**

**NOW CHECK THAT YOU HAVE ANSWERED ONE QUESTION FROM EACH OF SECTIONS A, B AND C**

**[BLANK PAGE]**

*STUDY THEME 3D: THE EUROPEAN UNION*

[You should answer **all three parts** of this question.]

**In your answers you should give examples from European Union member states**

**Question 8**

- (a) The European Union (EU) gives help to poorer areas within the European Union.

Describe, **in detail**, the ways the European Union (EU) gives help to poorer areas within the European Union.

**(6 marks)**

- (b) There are advantages to be gained from further enlargement of the European Union (EU).

Explain, **in detail**, the advantages to be gained from further enlargement of the European Union (EU).

**(6 marks)**

**[Turn over**

### Question 8 (continued)

(c) Study Sources 1, 2 and 3 below and opposite, then answer the question which follows.

#### SOURCE 1

##### Life in the European Union (EU)

The European Union is made up of countries with widely varying populations. The population of Germany is over 82 million as compared to the Netherlands with a population of just over 16 million. Further south, the populations of Portugal and Greece are almost the same at about 10 million. Further east, the population of Romania is around 22 million compared to Bulgaria which has almost 8 million. Population composition also varies across EU member states and there are a variety of ethnic groups living in all of the member countries. However, some countries are more multi-racial than others.

Education and health care systems are different in different countries. The amount of income each person has and the level of poverty in a country will affect the level of education and health in a country but so does personal lifestyle such as smoking and diet. The different traditions and attitudes of each country have resulted in different approaches to education and health. Health is also affected by attitudes to smoking and diet which also vary across Europe, for example, southern European countries often have a healthier diet than other areas.

Some EU countries have large agricultural sectors while in others, only a small proportion of the people work in farming. Countries with a large amount of people working in agriculture tend to be less well off than countries which have a relatively small number of agricultural workers. People in some parts of Europe seem to enjoy a better life than those in other parts where the income per person is not as high. Countries which have been members of the EU for a longer time have a higher standard of living.

#### SOURCE 2

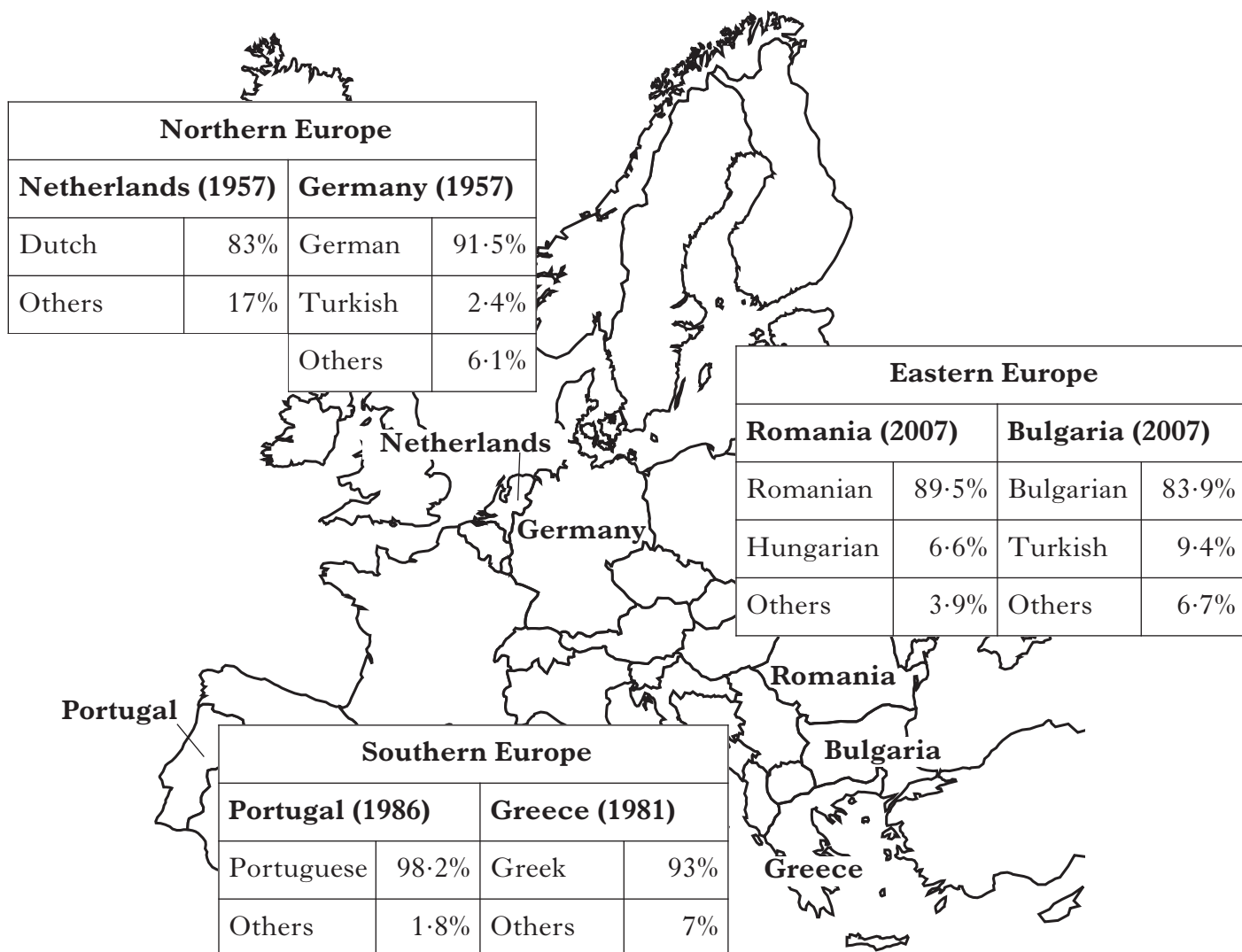
##### Social and Economic Information about Selected Countries in the EU

	Southern Europe		Eastern Europe		Northern Europe	
	Portugal	Greece	Romania	Bulgaria	Netherlands	Germany
Income per person (in Euros)	€16,600	€19,600	€7,800	€7,400	€28,900	€25,300
Percentage of people living in poverty	12%	12%	12·8%	25%	10·5%	11%
Life Expectancy (in years)	77	79	71	73	79	79
Infant Mortality Rate (per 1000 births)	4·0	3·9	16·8	11·6	4·1	4·1
Literacy Rate	93·3%	96%	97·3%	96%	99%	99%
Percentage employed in agriculture	16%	20%	28%	22%	3%	4%

Question 8 (c) (continued)

SOURCE 3

Ethnic Composition of Selected European Union Countries and Date of joining the European Union (shown in brackets)



Using Sources 1, 2 and 3 above and opposite, what **conclusions** can be drawn about life in the European Union (EU) in the selected countries?

You should reach conclusions about at least **three** of the following:

- differences in population and ethnic composition between the countries
- the link between income and the percentage employed in agriculture
- the link between health and the standard of living
- the best country in the European Union to live in.

You must use information from all the Sources. You should compare information within and between the Sources.

**(8 marks)**

**NOW CHECK THAT YOU HAVE ANSWERED ONE QUESTION FROM EACH OF SECTIONS A, B AND C**

**[BLANK PAGE]**

*STUDY THEME 3E: DEVELOPMENT IN BRAZIL*

[You should answer **all three parts** of this question.]

**In your answers you should give examples from Brazil**

**Question 9**

(a) Recent Government policies have helped the poorest people in Brazil.

Describe, **in detail**, the ways in which recent Government policies have helped the poorest people in Brazil.

**(6 marks)**

(b) Human rights issues are still a concern for some groups in Brazil.

Explain, **in detail**, why human rights issues are still a concern for some groups in Brazil.

**(6 marks)**

**[Turn over**

### Question 9 (continued)

(c) Study Sources 1, 2 and 3 below and opposite, then answer the question which follows.

#### SOURCE 1

##### Life in Brazil

Brazil is a huge country of over 189 million people. It is divided into five regions. Most people still live in the South East with 64% of the population, 14·8% live in the South and 28·1% live in the North East. Only 7·6% of the population lives in the North and 6·9% in Central West. Ethnic composition also varies in Brazil; Whites make up 54% of the population followed by Mixed Race at 39% and Black at 6%.

There are many social and economic inequalities in Brazil. In regions with a high percentage of Whites, living standards and income tend to be higher than in regions with a higher Mixed Race population. Education and health inequalities are evident between the regions, as well as the inequalities which exist within regions. Over 50% of children, whose parents have good jobs and live in the wealthy areas of big cities, go to private schools where they will get a better education.

Where you live in Brazil can have a major impact on your life. There are big differences in levels of income and poverty between the regions of Brazil and between urban and rural areas. The average income, per person, in Brazil is 12,437 Real per year. The percentage of Brazilians in poverty is 37·5%. Family incomes tend to be lower in the North than in the South.

Your chance of having good health and good access to health care also depends on how well off you are and where you live. The big cities in the South and South East regions have more health services and the wealthy people can use private clinics and hospitals. People who are poor have to rely on public health services where there is a lack of doctors for basic health care.

#### SOURCE 2

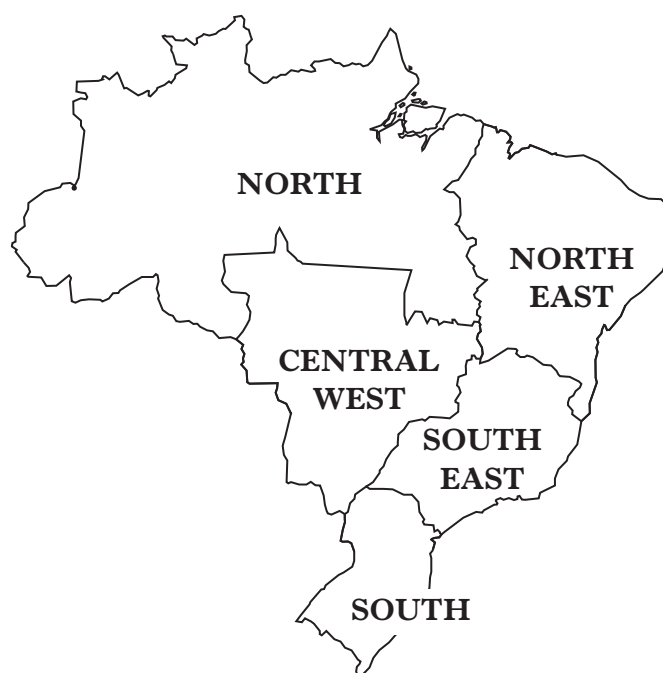
##### Social and Economic Information about Life in the Regions of Brazil

	North	North East	Central West	South East	South
Average Income per year (Real)	R\$7,647	R\$5,285	R\$16,606	R\$14,471	R\$13,396
% Living in Poverty	43%	46%	24%	23%	20%
Percentage of Brazil's University Students (by Region)	5·9%	16·1%	9·5%	49·3%	19·2%
Literacy Rate (percentage)	86%	79%	91%	96%	95%
Life Expectancy (in years)	69	67	71	72	73
Infant Mortality (per 1000)	41	64	31	27	23

Question 9 (c) (continued)

SOURCE 3

Racial and Ethnic Composition of Brazil by Region



Percentage racial/ ethnic population	North	North East	Central West	South East	South
White	29.1%	29.7%	46.9%	64.0%	82.0%
Mixed Race	68.1%	64.3%	48.3%	27.5%	13.5%
Black	2.2%	5.5%	3.7%	7.3%	3.0%

Using Sources 1, 2 and 3 above and opposite, what **conclusions** can be drawn about life in Brazil and its regions?

You should reach conclusions about at least **three** of the following:

- race and ethnic composition in different parts of Brazil
- the link between income and health
- the link between education and poverty
- the best region of Brazil to live in.

You must use information from all the Sources. You should compare information within and between the Sources

**(8 marks)**

**NOW CHECK THAT YOU HAVE ANSWERED ONE QUESTION FROM EACH OF SECTIONS A, B AND C**

*[END OF QUESTION PAPER]*

**[BLANK PAGE]**