



National  
Qualifications  
2021 ASSESSMENT RESOURCE

**X804/76/11**

**Art and Design**

Duration — 1 hour 15 minutes

---

**Total marks — 30**

**Attempt EITHER Section 1 OR Section 2**

**SECTION 1 — EXPRESSIVE ART STUDIES — 30 marks**

Attempt Question 1 and TWO other questions.

**OR**

**SECTION 2 — DESIGN STUDIES — 30 marks**

Attempt Question 7 and TWO other questions.

Write your answers clearly in the answer booklet provided. In the answer booklet, you must clearly identify the question number you are attempting.

You may use sketches to illustrate your answers.

Use **blue** or **black** ink.

Before leaving the examination room you must give your answer booklet to the Invigilator; if you do not, you may lose all the marks for this paper.



\* X 8 0 4 7 6 1 1 \*

## SECTION 1 — EXPRESSIVE ART STUDIES — 30 marks

Attempt EITHER Section 1 OR Section 2

Attempt this question.

1. Select **one artwork** you have studied.

With reference to this one artwork, explain the

- *artist's use of materials and/or technology*
- *artist's consideration of mood and atmosphere*
- *impact of social, cultural and/or other influences.*

10

## SECTION 1 — EXPRESSIVE ART STUDIES (continued)

Attempt TWO questions from Q2, Q3, Q4, Q5 or Q6.

Image for Q2



*Rummage and Gather* (2013) by Katharine Morling  
Earthstone clay, white porcelain clay and black ink (60 x 40 x 30 cm)

2. Analyse the following elements of this ceramic sculpture

- *form*
- *materials*
- *subject matter.*

You must fully justify each point you make.

10

## SECTION 1 — EXPRESSIVE ART STUDIES (continued)

Image for Q3



*Urban View* (2013) by Anyes Galleani  
Parchment paper and paint on wood (61 x 61 cm)

3. Analyse the following elements of this artwork


- *composition*
- *line*
- *techniques.*

You must fully justify each point you make.

10

## SECTION 1 — EXPRESSIVE ART STUDIES (continued)

Image for Q4



*Ruby Loftus* (1943) by Laura Knight

Oil on canvas (86 x 100 cm)

4. Analyse the following elements of this painting

- *focal point*
- *setting*
- *tone.*

You must fully justify each point you make.

10

[Turn over

## SECTION 1 — EXPRESSIVE ART STUDIES (continued)

Image for Q5



*Le Château de Chillon* (c. 1874–1875) by Gustave Courbet  
Oil on canvas (54 x 65 cm)

5. Analyse the following elements of this painting

- *imagery*
- *mood and atmosphere*
- *texture.*

You must fully justify each point you make.

10

## SECTION 1 — EXPRESSIVE ART STUDIES (continued)

Image for Q6



*Christopher Isherwood and Don Bachardy (1968)* by David Hockney  
Acrylic on canvas (212 x 303 cm)

6. Analyse the following elements of this painting

- *colour*
- *composition*
- *shape.*

You must fully justify each point you make.

10

[Turn over

## SECTION 2 — DESIGN STUDIES — 30 marks

Do NOT attempt this Section if you have attempted Section 1

Attempt this question.

7. Select **one design** you have studied.

With reference to this one design, explain the

- *designer's consideration of function*
- *designer's consideration of target market/audience*
- *impact of social, cultural and/or other influences.*

10



## SECTION 2 — DESIGN STUDIES (continued)

Attempt TWO questions from Q8, Q9, Q10, Q11 or Q12.

Image for Q8



*Forth Bridge Poster* (c. 1930) by H G Gawthorn  
London and North Eastern Railway Advertisement

8. Analyse the following elements of this poster design

- *imagery*
- *layout*
- *target audience.*


You must fully justify each point you make.

10

[Turn over

## SECTION 2 — DESIGN STUDIES (continued)

Images for Q9



*Wooden Baby Walker and Blocks with adjustable handle* by Plan Toys (c. 2007)

Materials: ethically sourced non-toxic dyed and natural rubberwood (29 x 37 x 49 cm)

9. Analyse the following elements of this product design


- *fitness for purpose*
- *style*
- *target market.*

You must fully justify each point you make.

10

## SECTION 2 — DESIGN STUDIES (continued)

Images for Q10



*Root Bench by Yong Ju Lee (c. 2018)*

Materials: metal frame and concrete footing with a wooden decking (diameter 30 m)

10. Analyse the following elements of this bench design

- *function*
- *location*
- *scale.*

You must fully justify each point you make.

10

[Turn over

## SECTION 2 — DESIGN STUDIES (continued)

Image for Q11



*Great Barrier Brooch* (2010) by Jack Cunningham  
Materials: silver, wood, shell and plastic (10 x 7 x 2 cm)

11. Analyse the following elements of this jewellery design

- *colour*
- *materials*
- *sources of inspiration.*

You must fully justify each point you make.

10

## SECTION 2 — DESIGN STUDIES (continued)

Images for Q12



*Angel Wing Shoes* (2010) by Alexander McQueen

Materials: leather, resin<sup>1</sup> and silver thread

<sup>1</sup>Resin — comes in a liquid form and hardens

12. Analyse the following elements of this shoe design

- *form*
- *materials*
- *sources of inspiration.*

You must fully justify each point you make.

10

[END OF QUESTION PAPER]

[BLANK PAGE]

DO NOT WRITE ON THIS PAGE

[BLANK PAGE]

DO NOT WRITE ON THIS PAGE

[BLANK PAGE]

DO NOT WRITE ON THIS PAGE

*Acknowledgement of copyright*

- Section 1 Question 2 Sculpture, “Rummage and Gather” by Katharine Morling. Reproduced by kind permission of Katharine Morling.
- Section 1 Question 3 Painting, “Urban View” by Anyes Galleani. Reproduced by kind permission of Anyes Galleani.
- Section 1 Question 4 Painting, “Ruby Loftus” by Laura Knight (World History Archive/Alamy).
- Section 1 Question 5 Painting, “Le Chateau de Chillon” by Gustav Courbet. Public Domain.
- Section 1 Question 6 Painting, “Christopher Isherwood and Don Bachardy” by David Hockney.  
**SQA has made every effort to trace the owners of copyright of this item and seek permissions. We are happy to discuss permission requirements and incorporate any missing acknowledgement. Please contact [question.papers@sqa.org.uk](mailto:question.papers@sqa.org.uk).**
- Section 2 Question 8 Poster, “Forth Bridge” by H G Hawthorn.  
**SQA has made every effort to trace the owners of copyright of this item and seek permissions. We are happy to discuss permission requirements and incorporate any missing acknowledgement. Please contact [question.papers@sqa.org.uk](mailto:question.papers@sqa.org.uk).**
- Section 2 Question 9 Three images of wooden baby toy by PlanToys. Reproduced by kind permission of PlanToys.
- Section 2 Question 10 Four images of Root Bench by Yong Ju Lee. Reproduced by kind permission of Yong Ju Lee.
- Section 2 Question 11 Image of “Great Barrier Brooch” by Jack Cunningham. Reproduced by kind permission of Dr Jack Cunningham.
- Section 2 Question 12 Images of “Angel Wing Shoes” by Alexander McQueen.  
**SQA has made every effort to trace the owners of copyright of this item and seek permissions. We are happy to discuss permission requirements and incorporate any missing acknowledgement. Please contact [question.papers@sqa.org.uk](mailto:question.papers@sqa.org.uk).**