

FOR OFFICIAL USE



--	--	--	--	--	--

National
Qualifications
2022

Mark

--

X850/76/01

Music

MONDAY, 9 MAY
9:00 AM – 10:00 AM



Fill in these boxes and read what is printed below.

Full name of centre

--

Town

--

Forename(s)

--

Surname

--

Number of seat

--

Date of birth

Day

--	--

Month

--	--

Year

--	--

Scottish candidate number

--	--	--	--	--	--	--	--	--	--

Total marks — 40

Attempt ALL questions.

In this examination you will listen to excerpts of music and answer questions on what you hear.

The text of each question is printed so that you can follow what the speaker says.

Listen carefully to the questions and to the music excerpts.

Some excerpts are played more than once. The number of times each excerpt is played is stated in each question.

Write your answers clearly in the spaces provided in this booklet. Additional space for answers is provided at the end of this booklet. If you use this space you must clearly identify the question number you are attempting.

Use **blue** or **black** ink.

Before leaving the examination room you must give this booklet to the Invigilator; if you do not, you may lose all the marks for this paper.



Total marks — 40
Attempt ALL questions

MARKS DO NOT
WRITE IN
THIS
MARGIN

Question 1

This question features instrumental music.

Listen to this excerpt and identify **four** concepts in the music from those listed below.

Read through the concepts before hearing the music.

Acciaccatura	Concertino
Passacaglia	Modal
Impressionist	Change of key to relative minor
Cluster	Rondo
Sonata	3 against 2

The music will be played **three** times with a pause of **10 seconds** between playings and a pause of **40 seconds** before the next question.

Give your **four** answers on the lines below.

4

Here is the music for the first time.

Here is the music for the second time.

Here is the music for the third time.



Question 2

In this question you will hear instrumental music.

A guide to the music is shown below. You are required to complete this guide by inserting music concepts.

There will now be a pause of **30 seconds** to allow you to read through the question.

The music will be played **three** times with a pause of **20 seconds** between playings. You will then have a further **30 seconds** to complete your answer.

In the first two playings a voice will help guide you through the music.

There is no voice in the third playing.

Here is the music for the first time.

Here is the music for the second time.

Here is the music for the third time.

<p>1. The introduction ends with a/an _____ cadence.</p>	1
<p>2. The technique used in the lower strings is _____ (Italian term).</p>	1
<p>3. The tonality changes to _____.</p>	1
<p>4. The tuned percussion instrument is a/an _____.</p>	1
<p>5. The final chord outlined in the harp is a/an _____.</p>	1

[Turn over



Question 3

This question features instrumental music.

- (a) Listen to this excerpt and tick (✓) **one** box to describe what you hear. 1
 The music will be played **twice**.

Here is the music for the first time.
 Here is the music for the second time.

- 9
 8
 Interrupted cadence
 Irregular time signatures
 Tierce de Picardie

- (b) Listen to a different excerpt and identify the **final** chord. 1
 The excerpt will be played **twice**.

Here is the music for the first time.
 Here is the music for the second time.

- (c) Listen to a different excerpt and identify the style. 1

- (d) Listen to a new excerpt and identify the style. 1



[Turn over for next question

DO NOT WRITE ON THIS PAGE



* X 8 5 0 7 6 0 1 0 5 *

Question 4

This question is based on an arrangement of a song.

Listen to the excerpt and follow the guide to the music on the next page.

Here is the music for the first time.

You now have **2 minutes** to read the question.

- (a) Insert the time signature at the appropriate place in the music. 1
- (b) At the start of **bar 4**, insert a note an interval of a **5th higher** than the previous note. The rhythm is given above the stave. 1
- (c) Name the chords played in the box in **bars 6 and 7**. You may use letter names or numbers. The chord at the start of bar 6 is given.

Choose from the following

- F Chord I
- Bb Chord IV
- C Chord V
- Dm Chord VI

Insert your answers in the boxes provided. 1

- (d) The key of the music is F major. Draw a circle around the tonic note in **bar 8**. 1
- (e) Insert the missing notes in **bar 11**. The rhythm is given above the stave. 1
- (f) Transpose the notes in the box in **bars 12 and 13 one octave lower** into the bass clef. Use the given blank stave. 1

During the next **three** playings complete your answers (a) to (f).

All answers must be written in the boxes on the next page.

The music will be played **three** more times with a pause of **30 seconds** between playings and a pause of **2 minutes** before the next question starts.

Here is the music for the second time.


Here is the music for the third time.

Here is the music for the fourth time.




Question 4 (continued)

(a) Time signature




(b) Interval




(c) Chords


(d) Tonic note



(e) Notes



(f) Transpose



[Turn over



Question 5

This question features vocal music.

- (a) Listen to this excerpt and identify **three** concepts in the music from those listed below.

Read through the concepts before hearing the music.

Whole tone scale	Coloratura
Diminution	Lied
Triplets	Recitative
Rubato	Oratorio
Ritornello	

The music will be played **twice** with a pause of **10 seconds** between playings and a pause of **40 seconds** before part (b).

Give your **three** answers on the lines below.

3

Here is the music for the first time.
Here is the music for the second time.

- (b) Listen to a different excerpt.
Identify the rhythmic device used at the end of the excerpt.
The music will be played **twice**.

1

Here is the music for the first time.
Here is the music for the second time.

- (c) Listen to a new excerpt and identify the final cadence.
The excerpt will be played **twice**.

1

Here is the music for the first time.
Here is the music for the second time.



[Turn over for next question

DO NOT WRITE ON THIS PAGE



Question 6

In this question you compare two excerpts of music.

You must first identify concepts present in each excerpt and then decide which **five** concepts are common to both excerpts. Both excerpts will be played **three** times with a pause of **10 seconds** between playings.

As you listen, tick (✓) boxes in **Column A** and **Column B** to identify what you hear in Excerpt 1 and Excerpt 2. **These columns are for rough work only and will not be marked.**

After the music has been played **three** times you will be given **2 minutes** to decide which concepts are common to both excerpts and to tick (✓) **five** boxes in **Column C**.

5

You now have **one minute** to read through the question.

Here is Excerpt 1 for the first time. **Remember to tick (✓) concepts in Column A.**

Here is Excerpt 2 for the first time. **Remember to tick (✓) concepts in Column B.**

Here is Excerpt 1 for the second time.

Here is Excerpt 2 for the second time.

Here is Excerpt 1 for the third time.

Here is Excerpt 2 for the third time.

You now have **2 minutes** to identify the **five** concepts common to both excerpts. **Remember to tick (✓) five boxes only in Column C.**



Question 6 (continued)

	Concepts	Column A Excerpt 1	Column B Excerpt 2	Column C 5 concepts common to both
Style	Baroque			
	Classical			
	Romantic			
	Concerto			
	Sonata			
Melody/harmony	Melodic minor scale			
	Modulation to relative major			
	Obbligato			
	Sequence			
Rhythm	3 beats in a bar			
	Cross rhythms			
	Triplets			
Structure/form	Basso continuo			
	Ground bass			
	Through-composed			
				5 marks



* X 8 5 0 7 6 0 1 1 1 *

Question 7

This question is based on an arrangement of a song.

In this question you should identify the most prominent concepts which are present in the music.

As you listen, identify at least **two** concepts from each of the following headings:

Melody/harmony

Rhythm

Timbre

You will hear the music **three** times and you should make notes as you listen.

Rough work will not be marked.

Marks will only be awarded for the final answer.

After the third playing you will have **3 minutes** to write your final answer in the space provided.

6

Here is the music for the first time.

Here is the music for the second time.

Here is the music for the third time.

Rough work

<p>Melody/harmony</p>	
<p>Rhythm</p>	
<p>Timbre</p>	



Question 7 (continued)

Final answer

[Turn over

Question 8

This question is based on a song.

Below is a list of features which occur in the music.

You now have **one minute** to read through the question.

The lyrics of the song are printed in the table on the opposite page. You should insert each feature **once** in the column on the right, at the point where it occurs.

You only need to insert the underlined words.

- first example of trill
- perfect cadence
- first example of glissando
- ascending major scale in the accompaniment
- start of walking bass

The music will now be played **three** times with a pause of **20 seconds** between playings and a pause of **30 seconds** at the end.

Here is the music for the first time.

Here is the music for the second time.

Here is the music for the third time.



Question 8 (continued)

- first example of trill
- perfect cadence
- first example of glissando
- ascending major scale in the accompaniment
- start of walking bass

Insert the **five** underlined words at the point where they occur.

5

Insert each word once only.

I look at you and suddenly	1
Something in your eyes I see	2
Soon begins bewitching me.	3
It's that old devil moon	4
That you stole from the skies	5
It's that old devil moon in your eyes.	6
You and your glance	7
Make this romance	8
Too hot to handle.	9
Stars in the night	10
Blazing their light	11
Can't hold a candle	12
To your razzle dazzle.	13

[END OF QUESTION PAPER]



MARKS DO NOT
WRITE IN
THIS
MARGIN

ADDITIONAL SPACE FOR ANSWERS



MARKS DO NOT
WRITE IN
THIS
MARGIN

ADDITIONAL SPACE FOR ANSWERS



[BLANK PAGE]

DO NOT WRITE ON THIS PAGE



* X 8 5 0 7 6 0 1 1 8 *

[BLANK PAGE]

DO NOT WRITE ON THIS PAGE



[BLANK PAGE]

DO NOT WRITE ON THIS PAGE

Acknowledgement of copyright

- Question 4 Graphical music is taken from “Perfect” by Ed Sheeran.
SQA has made every effort to trace the owners of copyright of this item and seek permissions. We are happy to discuss permission requirements and incorporate any missing acknowledgement. Please contact question.papers@sqa.org.uk.
- Question 8 Graphical music and lyrics are taken from “Old Devil Moon.” Reproduced by kind permission of Warner Chappell.

