

## 2640/403

---

NATIONAL  
QUALIFICATIONS  
2009

MONDAY, 25 MAY  
1.00 PM – 3.00 PM

MODERN STUDIES  
STANDARD GRADE  
Credit Level

- 1 Read every question carefully.
- 2 Answer all questions as fully as you can.
- 3 If you cannot do a question, go on to the next one. Try again later.
- 4 In question 3, answer **one** section only: Section (A) The USA **or** Section (B) China.
- 5 Write your answers in the answer book provided. Indicate clearly, in the left hand margin, the question and section of question being answered. Do not write in the right hand margin.



**[BLANK PAGE]**

*SYLLABUS AREA 1—LIVING IN A DEMOCRACY*

**QUESTION 1**

- (a) *There are many ways for people in the UK to **participate** in **election campaigns**.*

Describe, **in detail**, the ways in which people in the UK can **participate** in **election campaigns**.

(Knowledge & Understanding, **6** marks)

- (b) *Pressure Groups have many **responsibilities**.*

Choose **two** of the following **responsibilities**.

The pressure group should:

- inform the police before a demonstration
- keep protests within the law
- represent members' views
- only use accurate information during campaigns.

For **each responsibility** you have chosen, explain, **in detail**, why it is important.

(Knowledge & Understanding, **4** marks)

**[Turn over**

**QUESTION 1 (CONTINUED)**

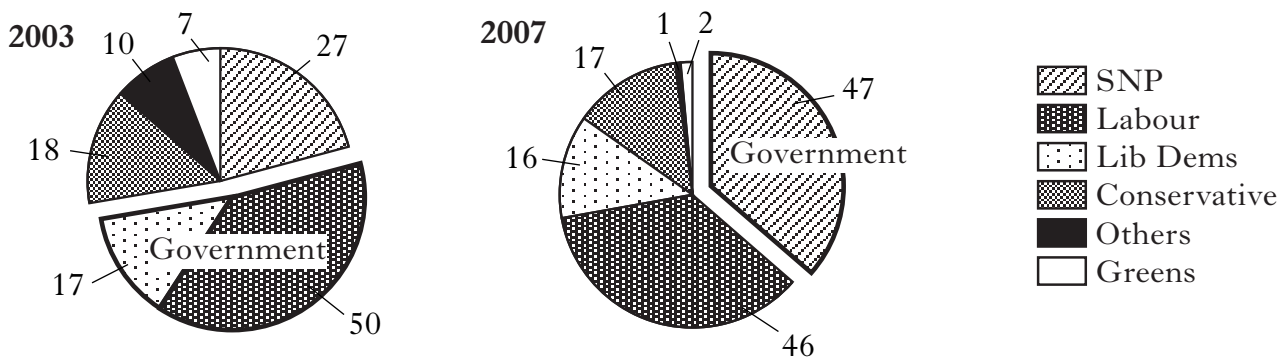
(c) Study Sources 1, 2 and 3 below and on the next page, then answer the question which follows.

**SOURCE 1**

**What should happen to Scotland after the 2007 Scottish Parliament Election  
Views of Main Parties**

<p><b>LIBERAL DEMOCRATS</b></p> <p>Increased powers for the Scottish Parliament but “no” to independence</p>	<p><b>LABOUR</b></p> <p>Scotland to remain in the United Kingdom</p>	<p><b>CONSERVATIVE</b></p> <p>Scotland remains in the UK but willing to debate issues about devolved powers</p>	<p><b>SNP</b></p> <p>Scotland to become independent after a referendum</p>	<p><b>GREENS</b></p> <p>Scotland to become an independent country</p>
--	--	---	--	---

**Seats in Scottish Parliament 2003 and 2007**



There are 129 MSPs

**SOURCE 2**

**Scottish Parliament Elections (2003 & 2007)  
Regional Turnout**

Region	Turnout 2003	Turnout 2007
1. Central Scotland	48.5%	50.5%
2. Glasgow	41.5%	41.6%
3. Highlands and Islands	52.3%	54.7%
4. Lothians	50.5%	54.0%
5. Mid-Scotland and Fife	49.7%	52.8%
6. North East Scotland	48.3%	50.7%
7. South of Scotland	52.3%	53.6%
8. West of Scotland	53.3%	56.5%
<b>Scotland (Total)</b>	<b>49.4%</b>	<b>51.7%</b>

## QUESTION 1 (c) (CONTINUED)

### SOURCE 3

#### National Identity and the Scottish Parliament

People have different views on what makes a Scot. Is it supporting our football and rugby teams; is it a willingness to wear a kilt; is it a liking for traditional Scottish music or shortbread or the consumption of our national drink?

#### What makes a Scot?

A person's accent appears to be a very important factor when people are deciding if somebody is Scottish or not. A recent survey showed that 70% of Scottish people felt that a non-white person with a Scottish accent was Scottish whilst 54% believed that a person with an English accent living in Scotland, was not Scottish.



In 1999, prior to the opening of the Scottish Parliament, research carried out for the Government

showed 25% of people in Scotland felt “Scottish not British” and 11% said they would describe themselves as “British not Scottish”. SNP voters and young people were much more likely to say they were Scottish whilst the elderly and Conservative voters were more likely to say they were “British”. When the research was repeated in 2006, 32% of Scottish people said they would describe themselves as “Scottish not British” and only 9% of those asked said that they were “British not Scottish”.

The West of Scotland Region had the largest increase in voter turnout. In 2007, there were more MSPs in favour of independence than ever before and, since the opening of the Scottish Parliament, people feel more Scottish.

View of Callum Wishart

Using **only** Sources 1, 2 and 3, explain **the extent to which** Callum Wishart could be accused of being **selective in the use of facts**.


(Enquiry Skills, 8 marks)

[Turn over

SYLLABUS AREA 2—CHANGING SOCIETY

QUESTION 2

(a) **Government Policies to help Families with Dependent Children (2007)**



## Child Trust Fund

*Government policies help families with dependent children in different ways.*

Choose **two** policies from the six above.

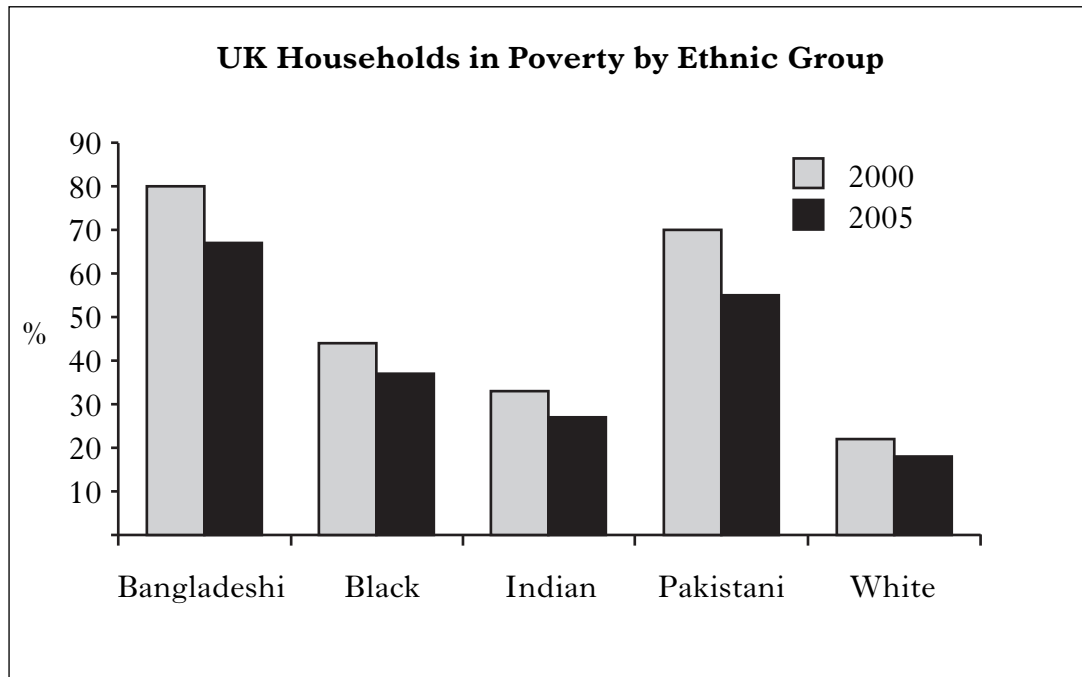
For **each** policy, describe, **in detail**, the ways in which it helps families with dependent children.

(Knowledge and Understanding, 6 marks)

**QUESTION 2 (CONTINUED)**

(b) Study Sources 1 and 2 below, then answer the question which follows.

**SOURCE 1**



**SOURCE 2**

	2000	2005
Bangladeshi	6.00	7.60
Black	7.04	7.33
Indian	6.57	8.41
Pakistani	4.94	6.25
White	6.76	8.00

Pakistani households have had a bigger fall in poverty than all other ethnic groups.  
The group with the smallest increase in hourly pay had the smallest drop in poverty.

View of Asif Iqbal

Give **one** reason to **support** and **one** reason to **oppose** the view of Asif Iqbal.

(Enquiry Skills, 4 marks)

## QUESTION 2 (CONTINUED)

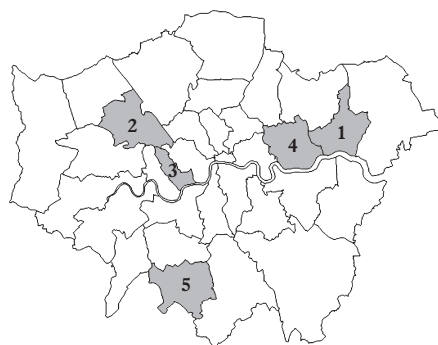
- (c) Study the information about London and Sources 1, 2, 3 and 4 below and on the next page, then answer the question which follows.

### Focus on London

- In 2005, there were 7,428,600 people in London.
- The city is divided into 32 boroughs.
- It is by far the largest city in the United Kingdom accounting for 12.5% of the country's population.
- Many immigrants have moved to London making it very ethnically mixed.

#### The Population of London: Ethnic Composition (2005)

	Number	%
White	5,182,200	70.0
Black	809,000	10.2
Indian	473,800	6.5
Bangladeshi	165,900	2.3
Pakistani	161,800	2.2
Chinese	103,000	1.5
Others	532,900	7.3



1	Barking and Dagenham
2	Brent
3	Kensington and Chelsea
4	Newham
5	Sutton

### SOURCE 1

#### Resident Population by Ethnic Group in Selected London Boroughs (%)

Ethnic Group	Barking and Dagenham	Brent	Kensington and Chelsea	Newham	Sutton
White	85.2	45.3	78.6	39.4	89.2
Black	7.0	19.9	7.0	21.6	2.6
Indian	2.3	18.5	2.0	12.1	2.3
Bangladeshi	0.4	0.5	0.7	8.8	0.3
Pakistani	1.8	4.0	0.8	8.5	0.7
Chinese	0.5	1.0	1.6	1.0	0.7
Others	2.8	10.8	9.3	8.6	4.2

### SOURCE 2

#### Crime in Selected London Boroughs (Rates per 10,000 people)

Type of Crime	Barking and Dagenham	Brent	Kensington and Chelsea	Newham	Sutton
Violence	321	308	181	340	178
Robbery	47	88	49	101	23
Burglary	68	96	85	108	38
Car Crime	200	180	169	282	132
<b>Total Crime</b>	<b>652</b>	<b>684</b>	<b>495</b>	<b>847</b>	<b>381</b>

QUESTION 2 (c) (CONTINUED)

SOURCE 3

Employment Statistics for Selected London Boroughs (%)

	Employment Rate	Self-employed	Unemployment Rate
Barking and Dagenham	62.0	12.8	9.6
Brent	68.3	17.1	7.7
Kensington and Chelsea	67.2	25.7	6.3
Newham	59.4	12.8	8.7
Sutton	88.3	11.6	4.9

SOURCE 4

Education and Earnings in Selected London Boroughs

	Percentage of pupils achieving 5 or more exam passes by age 16	Average Weekly Income
Barking and Dagenham	55.8	£478.30
Brent	61.4	£467.50
Kensington and Chelsea	63.0	£818.40
Newham	52.8	£460.40
Sutton	70.8	£506.00

Using **only** the information about London and Sources 1, 2, 3 and 4, what **conclusions** can be drawn about London and some of its boroughs?

You must **make** and **justify** a conclusion about **each** of the following headings.

- The relationship between education and unemployment
- The relationship between total crime and income
- The borough whose ethnic mix is **most** like that of London as a whole
- The borough that would be the most desirable to live in

(Enquiry Skills, 8 marks)

[Turn over

**[BLANK PAGE]**

*SYLLABUS AREA 3—IDEOLOGIES*

**QUESTION 3**

Answer **one** section only:                      Section (A)—The USA on pages *eleven to thirteen*  
OR                      Section (B)—China on pages *fifteen to seventeen*

(A) **THE USA**

(a) 

<i>In the USA, social and economic inequalities continue to exist.</i>
--

Explain, **in detail**, why *in the USA, social and economic inequalities continue to exist*.

In answering this question, you must:

- describe the inequalities which exist
- explain the reasons why they exist.

In your answer, you **must** use American examples.

(Knowledge and Understanding, **8** marks)

**[Turn over**

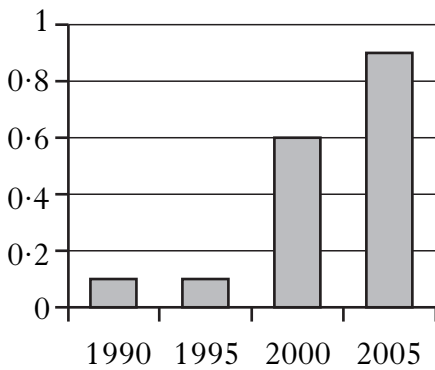
**QUESTION 3 (A) (CONTINUED)**

(b) Study the information on **The Illegal Immigration Debate** and **Sources 1** and **2** on the next page, then answer the question which follows.

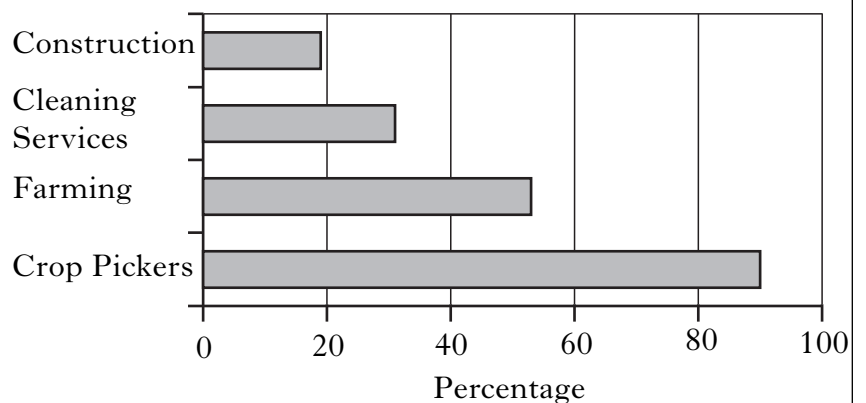
**The Illegal Immigration Debate**

For centuries, the USA has attracted immigrants in search of “The American Dream”. Today, Americans are deeply divided about how to deal with the illegal immigrants who enter the USA through the border with Mexico. The best place to see, at first hand, the issue of immigration is in California. Here, for instance, you can find Mexican nannies collecting the children of rich Californians from suburban schools or Mexicans cleaning toilets. Many are part of the 7% of California’s population that are illegal immigrants. California has one third of all illegal immigrants in the USA.

**USA Illegal Immigrants (millions)**



**Illegal Immigrants – % of Californian workforce**



Unemployment is not a problem in California. It is less than 5%. 70% of Californians think that illegal immigrants are doing jobs that others do not want. Many Californians are concerned that illegal immigrants often live and work as “modern-day slaves” because they work for low wages and have no paid holidays or sick pay. However, some argue that illegal immigrants are a financial burden on California as they cost \$650 million in health care, \$2.2 billion in education with an overall cost of \$5 billion a year.

One new suggestion to stop these illegal immigrants is to improve existing border security by building a high-tech fence at a cost of \$5 billion to the Federal Government.

**Proposed high-tech fence on the 140 mile Californian/Mexican Border**



<b>Californian voter opinion on how to deal with illegal immigrants</b>	<b>Yes</b>	<b>No</b>	<b>No opinion</b>
Increase the number of border guards	71%	25%	4%
Introduce a Temporary Worker Programme	68%	28%	4%
Build a high-tech fence along sections of the border	36%	59%	5%

### QUESTION 3 (A) (b) (CONTINUED)

The two people below are hoping to become Governor of California. Here are extracts from speeches they have made.

#### SOURCE 1



**Corrine Padilla** I am an American citizen but my Grandfather was an illegal immigrant from Mexico chasing the American Dream. I am not concerned about illegal immigration as the numbers entering the US are not rising steeply.

I, like many Californians, feel that illegal immigrants in California are exploited. My first priority will be to improve their pay and working conditions.

Although illegal immigration continues to occur, many Californians are not in favour of a high-tech fence. I agree with them as it will not prevent illegal immigration.

Border guards do a very difficult job but we do not need to increase their numbers and most Californians agree with me on this issue.

California needs workers to come and help our farmers pick their crops. If David Beckham can come and play football for LA Galaxy for a short time then a Mexican labourer should be able to come and work for a short time then go back to Mexico.

#### SOURCE 2



**Peter Head** My ancestors came from Scotland and I am proud of this. Although California only has a very small percentage of all US illegal immigrants, I am still concerned about this.

Illegal immigrants already in California cost a lot of money. Because of this they should become legal citizens so that they pay their taxes. This is my main aim.

I, like most Californians, believe that illegal immigrants take the jobs that Californians want, so we need to do something to stop it.

The high-tech fence should not be built as it will not protect all of the Californian/Mexican border. This means that illegal immigration would just continue.

The money saved by not having the high-tech fence would be better spent on more guards patrolling the border, which is what Californians want.

Use **only** the information about **The Illegal Immigration Debate** and **Sources 1** and **2** above.

- (i) State **which person** would be the **more suitable** to become Governor of California.
- (ii) Give **three detailed reasons to support your choice**.
- (iii) Give **two detailed reasons** why you **rejected** the other person.

In your answer, you **must relate** information about the Illegal Immigration Debate to the information about the **two** people.

(Enquiry Skills, **10** marks)

**NOW GO TO QUESTION 4 ON PAGE EIGHTEEN**

**[BLANK PAGE]**

**QUESTION 3 (CONTINUED)**

(B) **CHINA**

(a) *In China, social and economic inequalities continue to exist.*

Explain, **in detail**, why *in China, social and economic inequalities continue to exist*.

In answering this question, you must:

- describe the inequalities which exist
- explain the reasons why they exist.

In your answer, you **must** use Chinese examples.

(Knowledge and Understanding, **8** marks)

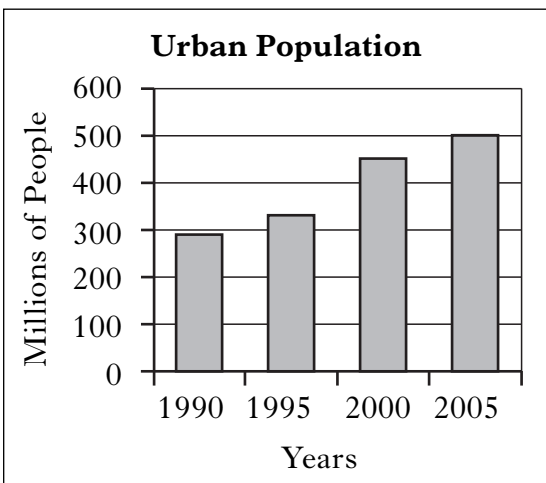
**[Turn over**

**QUESTION 3 (B) (CONTINUED)**

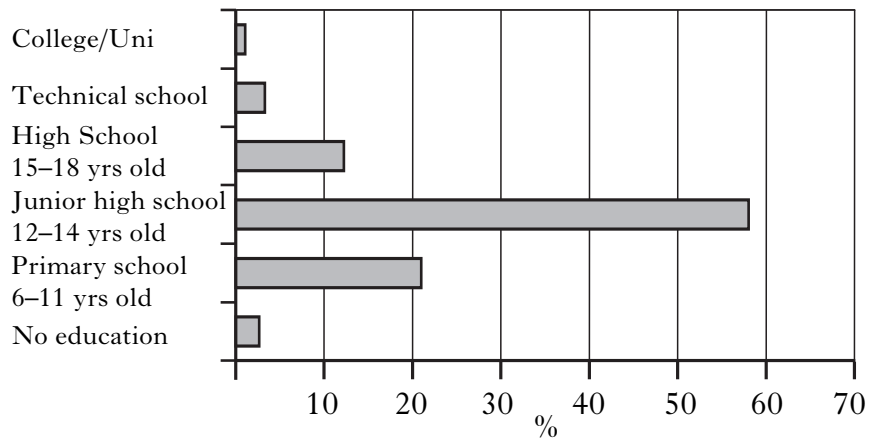
(b) Study the information on **The Migration Debate** and **Sources 1** and **2** on the next page, then answer the question which follows.

**The Migration Debate**

The difference in the standard of living between the cities and countryside in China is among the largest in the world. As a result, many poor farmers are moving to the eastern cities where a lot of new building is taking place. This migration is necessary to provide labour for the factories that are turning China into the “workshop of the world”. Without these workers, China’s economy would suffer. The most common destinations for migrants are the cities of Beijing, Shanghai and Guangzhou. It is estimated that 60% of China’s population will live in towns and cities by 2020.



**Educational Background of Rural Migrants**



Unemployment is low in China. The rate in Beijing is 2.5% whilst it is 3.4% in Guangzhou. The migrants who move to these cities often work in clothing factories, shops, restaurants or in construction crews. Most plan to work for a year or two and then return home to have a family. Often they do not receive their whole wage on time as some is withheld to make sure that they stay for a full year. Since urban workers earn three times that of farmers, they send home part of their pay to help ageing parents or to educate younger brothers or sisters. Many Chinese are concerned about this wealth gap and President Hu Jintao has promised greater spending on health and education in rural areas in order to reduce the differences.




Many feel that the cities cannot cope with the growing numbers of migrants. Problems include a great shortage of housing, hospitals, power and transport. It is also claimed that in big cities more than 70% of crime is caused by temporary rural migrants.

<b>Beijing residents' opinions on how to deal with migration</b>	<b>Yes</b>	<b>No</b>	<b>No opinion</b>
Allow temporary migrant workers to become permanent	74%	14%	12%
Impose an additional tax on migrant workers in the city	24%	62%	14%
Make foreign firms invest in rural development when they locate in China	52%	27%	21%

### QUESTION 3 (B) (CONTINUED)

The two people below are hoping to become the “Beijing Migration Officer”. Here are extracts from speeches they have made.

#### SOURCE 1



**Liu Wang** I moved from the countryside to the city 15 years ago in order to improve my standard of living. Many migrants are college educated or better which is good for our cities and I will work to see this continue.

I, like many other Beijing residents, feel that temporary migrant workers are exploited. My first priority will be to make them permanent residents.

These migrant workers are required to fill jobs in construction, manufacturing and services. However, it is no good if only the cities are rich. I believe it is important that something is also done to raise the standard of living in the countryside.

In my opinion, it is no good punishing workers who continue to move to the city with additional taxes and most people agree with me on this issue.

As Chinese citizens, we believe that it is important to look after ourselves and most of Beijing realises that we should not rely on investment from foreign firms for development in rural areas.

#### SOURCE 2



**Cho Yuen** My ancestors moved from the countryside many years ago and I am proud of this. I am not concerned about rural migration as the numbers moving to the cities are small and not rising steeply.

I, like many others in Beijing, believe that temporary rural migrants fit in well and make Beijing a better place to live. My first priority will be to encourage further migration.

The income which these migrant workers send home is vital to the rural economy. I aim to allow this to continue so that city growth benefits those still living in the countryside.

Until President Hu Jintao has reduced the differences in education, I will work to allow migrants to come to Beijing in order to gain more than basic schooling so that better paid and better quality jobs are available to them.

Finally, China has become the “workshop of the world” and many international companies benefit from our labour. I am not alone in believing that we should make foreign firms invest in the development of rural China since they are using our labour to make profits.

Use **only** the information about **The Urban Migration Debate** and **Sources 1 and 2** above.

- (i) State **which person** would be the **more suitable** to become Beijing Migration Officer.
- (ii) Give **three detailed reasons to support your choice**.
- (iii) Give **two detailed reasons** why you **rejected** the other person.

In your answer, you **must relate** information about The Migration Debate to the information about the **two** people.

(Enquiry Skills, 10 marks)

**NOW GO TO QUESTION 4 ON PAGE EIGHTEEN**

*SYLLABUS AREA 4—INTERNATIONAL RELATIONS*

**QUESTION 4**

- (a) *A number of European countries have faced threats to their security. They have responded in different ways.*

Describe, **in detail**:

- the threats these countries have faced
- the ways in which they have responded to these threats.

(Knowledge & Understanding, **8** marks)

**QUESTION 4 (CONTINUED)**



You have been asked to carry out **two** investigations.

**The first investigation is on the topic in the box below.**

**HIV/Aids in Africa**

Now answer questions (b) and (c) which follow.

- (b) State a relevant **hypothesis** for your investigation. (Enquiry Skills, 2 marks)
- (c) Give **two** relevant **aims** to help you prove or disprove your hypothesis. (Enquiry Skills, 2 marks)

**The second investigation is on the topic in the box below.**

**The benefits of EU expansion**

Now answer questions (d) and (e) which follow.

- (d) Describe, **in detail**, **two** factors that must be taken into account when designing and carrying out a survey. (Enquiry Skills, 4 marks)

**[Turn over for Question 4 (e) on Page twenty**

## QUESTION 4 (CONTINUED)

(e) You also decide to carry out a search on the Internet.

You enter the phrase, “Benefits of EU expansion” into an Internet search engine.

Six results are shown below.

Internet Explorer

File Edit View Favorites Tools Help

Back Forward Stop Home Search Favorites

Address <http://intranet/index.htm> Go Links

# Orinoco

Benefits of EU expansion Search [Advanced Search](#) [Preferences](#)

Search:  the web  pages from the UK

Web Results 1 - 10 of about 3,020,000 for **Benefits of EU expansion**. (0.37 seconds)

**BBC NEWS — In depth — the views of the British public**  
A major survey of the UK public's views on our continued **EU membership**, in the run-up to the **EU** enlargement summit. 19/12/1999

**EU Expansion — A timetable of change**  
The road to a larger **European Union** seems clear. A timetable of the major events which have allowed this historic event to happen. 9/11/2007

**The social consequences of European Union expansion**  
The accession of 10 eastern **European** states to the **European Union** from May 1 will intensify the social crisis in these countries as well as in the rest of the **EU**. 28/7/2004

**CNN.com — EU Expansion: “It is a miracle” — Apr. 16 2004**  
Tony Blair never believed that such a hugely ambitious **expansion of the EU** would ever come about. “Is it a miracle?” — he thinks the advantages are huge . . . 16/4/2004

**EU expansion is EU's cheapest course: The referendum**  
A “No” vote will be interpreted as a desire to put the breaks on further **EU expansion**. He said **EU** leaders needed “courage” to counter anti-**expansion** . . . 30/4/2004

**EU expansion and EU growth — The benefits explained**  
Countries have benefited from the formation and the later **expansion of the EU**. An outline of the benefits of European **expansion** and integration, which appear to be numerous . . . 9/5/2009

Orinoco ▶  
1 2 3 4 5 6 7 8 9 10 Next

Benefits of EU expansion Search

[Search within results](#) | [Language Tools](#) | [Search Tips](#) | [Dissatisfied? Help us improve](#)

Done Local intranet

Which result do you think would be **most useful**? **Explain** your answer.

(Enquiry Skills, 2 marks)

[END OF QUESTION PAPER]