

FOR OFFICIAL USE

--	--	--	--	--	--

Total

--

**X037/10/02**

NATIONAL  
QUALIFICATIONS  
2013

TUESDAY, 21 MAY  
9.00 AM - 10.30 AM

DRAMA  
INTERMEDIATE 1

Fill in these boxes and read what is printed below.

Full name of centre

--

Town

--

Forename(s)

--

Surname

--

Date of birth

Day    Month    Year

--	--	--	--	--	--

Scottish candidate number

--	--	--	--	--	--	--	--	--	--

Number of seat

--

50 marks are allocated to this paper.

Attempt **all** the questions.



Marks

Your answers should be based on **one** of the themes you have explored.  
The themes were:

- 1 The Bleak House ( )
- 2 Blood Relations ( )
- 3 Gone, but not forgotten ( )

Place a tick (✓) beside the theme you chose.

You should answer **all** of the following questions.

1. Why did your group choose this theme? Give **one** reason.

---

---

---

---

1

2. What was the main idea which was used by your group?

---

---

---

---

2

Marks

3. (a) Give a brief outline of what happens in your drama, indicating any changes to time and place.

**Beginning**

---

---

---

---

**Middle**

---

---

---

---

**End**

---

---

---

---

6

- (b) Which drama form did your group use for your drama? Give **two** reasons for your answer.

Form \_\_\_\_\_

Reason 1 \_\_\_\_\_

---

Reason 2 \_\_\_\_\_

---

3

[Turn over

*Marks*

4. Complete the following Character Card for the character played by you in your drama.

Name of Character \_\_\_\_\_

1

Age \_\_\_\_\_

1

Occupation \_\_\_\_\_

1

Physical Description \_\_\_\_\_

\_\_\_\_\_

\_\_\_\_\_

2

Personality \_\_\_\_\_

\_\_\_\_\_

\_\_\_\_\_

2

Other information (this must be relevant to your storyline)

\_\_\_\_\_

\_\_\_\_\_

\_\_\_\_\_

2

Marks

5. *Character relationships are important when creating a drama.*

Imagine your character keeps a diary. **“In role”**, write about **two** different points in your drama and how you felt about other characters within your drama.

**Diary Entry 1**

*Dear Diary,*

---

---

---

---

---

---

---

---

---

---

3

**Diary Entry 2**

*Dear Diary,*

---

---

---

---

---

---

---

---

---

---

3

**[Turn over**



Marks

7. (a) Describe an important moment in your drama.

---

---

---

---

2

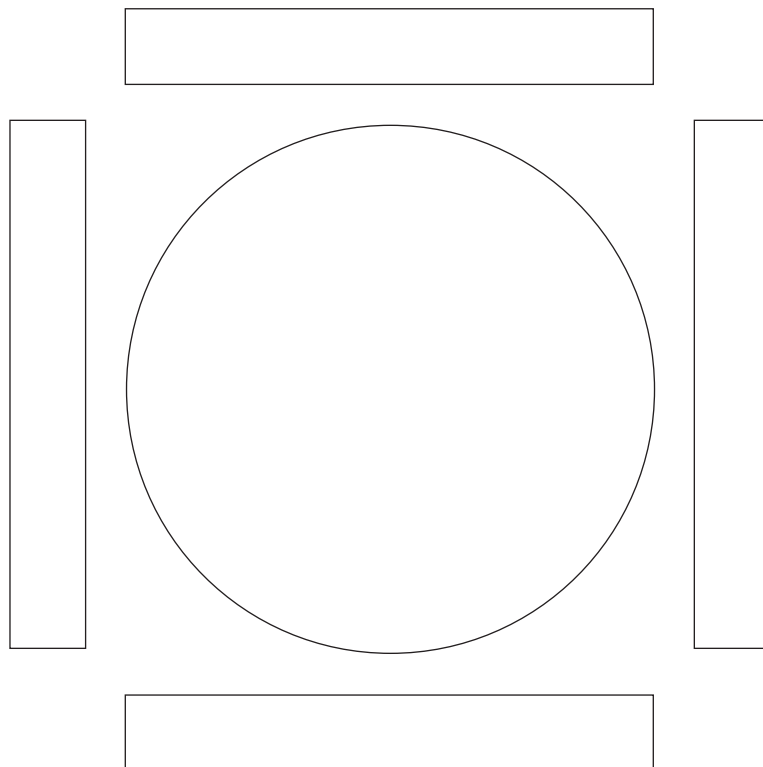
(b) Imagine that you have been asked to present your drama with a **theatre in the round** stage.

Show on the ground plan below how you would stage this important moment in your drama.

You should include:

- (i) where the audience will be seated
- (ii) entrance and exits
- (iii) position of your actors
- (iv) any set

**GROUND PLAN**



4

**[Turn over for Questions 8 and 9 on Page eight**

Marks

8. If you could choose any venue, where do you think would be the most suitable place to present your drama? Explain your answer.

Venue \_\_\_\_\_

Explanation \_\_\_\_\_

\_\_\_\_\_  
\_\_\_\_\_  
\_\_\_\_\_

3

9. Select **two** theatre arts from the following list.

**Lighting; Sound; Set; Costume; Props; Make-up.**

Explain how you would use the **two** selected theatre arts to enhance your drama presentation for an audience. Remember to justify your answer.

You may use designs to support your answer. Blank pages are provided on Pages 9 and 10 for this.

Theatre Art 1 \_\_\_\_\_

\_\_\_\_\_  
\_\_\_\_\_  
\_\_\_\_\_  
\_\_\_\_\_  
\_\_\_\_\_

4


Theatre Art 2 \_\_\_\_\_


\_\_\_\_\_  
\_\_\_\_\_  
\_\_\_\_\_  
\_\_\_\_\_  
\_\_\_\_\_

4

[END OF QUESTION PAPER]







**[BLANK PAGE]**

**[BLANK PAGE]**