

FOR OFFICIAL USE

--	--	--	--	--	--

Total

--

X037/11/02

NATIONAL
QUALIFICATIONS
2014

THURSDAY, 15 MAY
9.00 AM - 10.30 AM

DRAMA
INTERMEDIATE 2

Fill in these boxes and read what is printed below.

Full name of centre

--

Town

--

Forename(s)

--

Surname

--

Date of birth

Day Month Year

--	--	--	--	--	--

Scottish candidate number

--	--	--	--	--	--	--	--	--	--

Number of seat

--

50 marks are allocated to this paper.

Attempt **all** the questions.



Marks

Your answers should be based on **one** of the extracts provided. You are not expected to study the play from which the extract is taken, and should therefore only refer to the extract in the exam

Tick (✓) the appropriate box to indicate which extract you chose to explore.

Extract 1 Extract 2 Extract 3

You should answer **ALL** of the following Questions 1–7.

You may use drawings and/or diagrams to illustrate any of your answers if you wish. Blank pages are provided on Pages 10 and 11.

1. (a) Choose **one** character from the extract that you want an audience to feel strongly about.

Fully explain:

- why you have chosen this character;
- why you think an audience would react strongly.

Your explanations could refer to personality, purpose in the drama, relationships with other characters, status etc.

6

Marks

1. (continued)

(b) What impact might this character have on an audience?

3

2. How would you want an actor to use movement in order to portray this character?

4

[Turn over

Marks

3. How would you want an actor to use voice in order to portray this character?

4

4. (a) As a director, how would you want an audience to respond to the last **three** pieces of dialogue in the extract? Explain your answer.

4

Marks

4. (continued)

(b) Explain and justify the direction you would give the actors, to make sure the audience respond in this way during this dialogue.

4


[Turn over

Marks

5. Draw a ground plan of your set at the end of the extract. Include the positions of the actors.

Use the box below for your answer.

5



Marks

6. (a) What do you think is the main theme of the extract?

Explain and justify your answer with reference to the text.

3

(b) Describe in detail how you would use role-play **and/or** improvisation to help your group understand this theme.

5

[Turn over

Marks

7. (a) What period and setting would you choose for a presentation of this extract to an audience?

You should explain and justify your ideas.

4


Marks


7. (b) Imagine you are asked to present the extract to an audience.
 How might you use **Theatre Arts** to make this period and setting clear?
 You should give a detailed explanation of how you could use **at least two** theatre arts from **the following list**.
 Lighting
 Props
 Sound
 Set Design
 Costume
 Make-Up

You may use the blank sheets on Pages 10 and 11 to illustrate your answer if you wish.

8

[END OF QUESTION PAPER]





[BLANK PAGE]