

X101/11/01

NATIONAL TUESDAY, 6 MAY
QUALIFICATIONS 9.00 AM – 9.45 AM
2014

MATHEMATICS
INTERMEDIATE 2
Units 1, 2 and
Applications of Mathematics
Paper 1
(Non-calculator)

Read carefully

- 1 You may **NOT** use a calculator.
- 2 Full credit will be given only where the solution contains appropriate working.
- 3 Square-ruled paper is provided. If you make use of this, you should write your name on it clearly and put it inside your answer booklet.



FORMULAE LIST

Sine rule: $\frac{a}{\sin A} = \frac{b}{\sin B} = \frac{c}{\sin C}$

Cosine rule: $a^2 = b^2 + c^2 - 2bc \cos A$ or $\cos A = \frac{b^2 + c^2 - a^2}{2bc}$

Area of a triangle: $\text{Area} = \frac{1}{2}ab \sin C$

Volume of a sphere: $\text{Volume} = \frac{4}{3}\pi r^3$

Volume of a cone: $\text{Volume} = \frac{1}{3}\pi r^2 h$

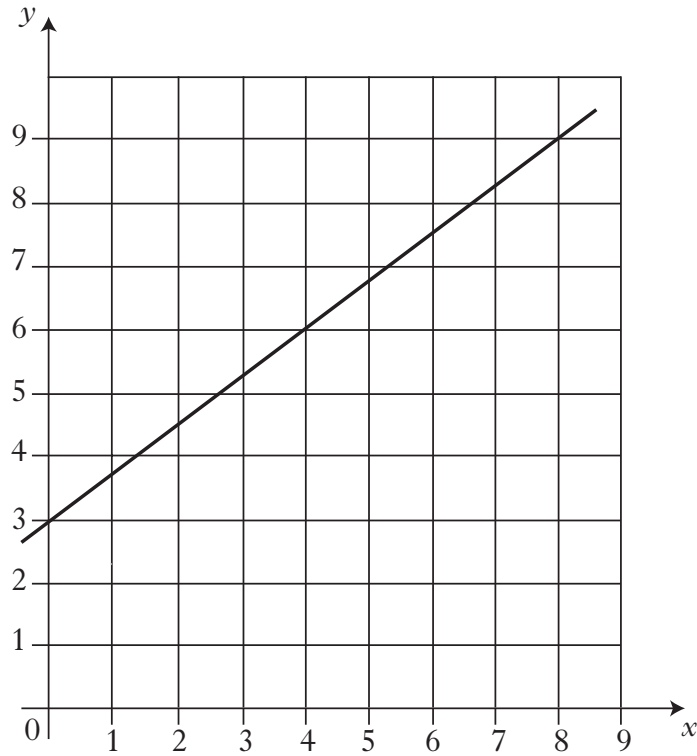
Volume of a cylinder: $\text{Volume} = \pi r^2 h$

Standard deviation: $s = \sqrt{\frac{\sum (x - \bar{x})^2}{n-1}} = \sqrt{\frac{\sum x^2 - (\sum x)^2 / n}{n-1}}$, where n is the sample size.

ALL questions should be attempted.

Marks

1.



Find the equation of the straight line shown in the diagram above.

3

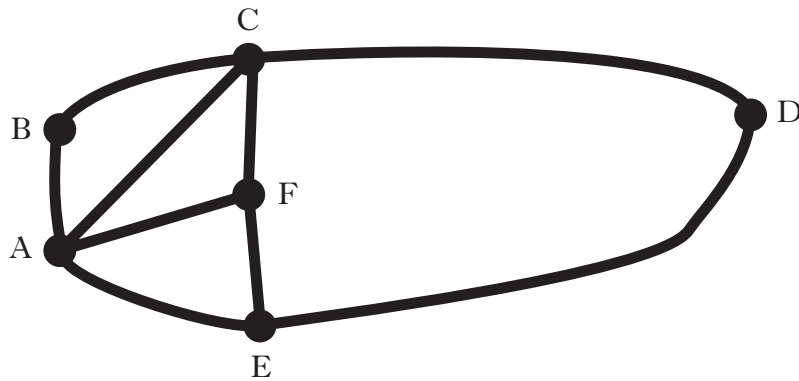
2. Multiply out the brackets and collect like terms.

$$(3x + 2)(x - 5) + 8x$$

3

[Turn over

3. A network diagram is shown below.



(a) Name an **odd** node. 1

(b) How many arcs are shown? 1

4. Woods Motors uses a spreadsheet to record the earnings for each employee.
An extract from their spreadsheet is shown below.

	A	B	C	D	E	F	G
1	Name	Basic Salary	Commission Jan–Mar	Commission Apr–Jun	Commission Jul–Sept	Commission Oct–Dec	Total Earnings
2	Ben	12 500	2000	2500	2750	1000	
3	Jasmine	14 000	1000	1000	1750	500	
4	Masha	16 750	1000	2000	2500	1250	
5	Umar	18 000	2500	1750	2750	2500	

Which **one** of the following is a correct formula that could be used in cell G3 to calculate Jasmine’s total earnings for the year?

A = SUM(B3 : F3)

B SUM = (B3 : F3)

C G3 = SUM(B3 : F3)

1

5. At a ski resort the temperature, in degrees Celsius, was recorded each day at noon for the first fortnight in February 2013.

0 -1 2 -5 4 2 -3 1 -4 8 -6 4 -2 1

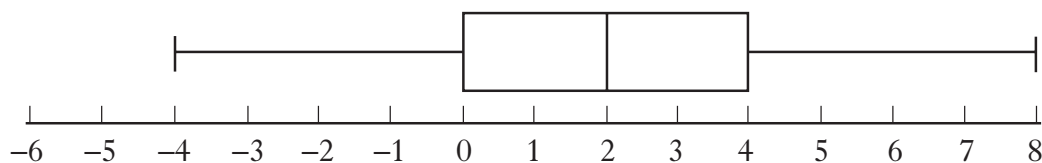
(a) Calculate:

- (i) the median temperature; 1
- (ii) the lower quartile; 1
- (iii) the upper quartile. 1

(b) Use the above data to construct a boxplot. 2

- (c) The temperature, in degrees Celsius, was recorded at the same ski resort each day at noon for the first fortnight in February 2014.

The following boxplot was constructed.



Compare the two boxplots and comment. 2

[Turn over

6. Below is a copy of Marta Ronaldo's credit card statement.

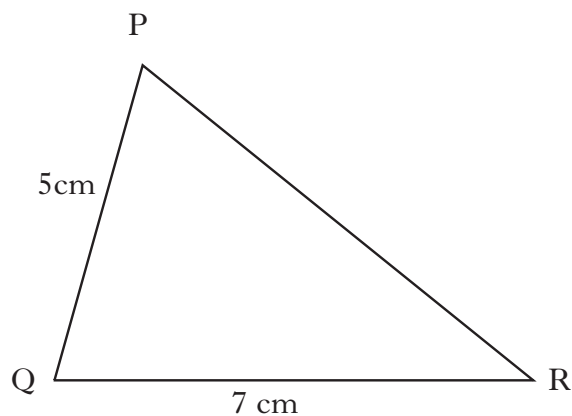
Western Bank Finance			
Name: Marta Ronaldo		Account No 1950 2114	
Date: 18th May 2014		Credit limit: £1500	
		Interest rate: 2% per month	
<i>Please ensure your payment arrives by 30th May 2014</i>			
18 April 2014	Balance brought forward	370.58	
24 April 2014	Payment – <i>Thank you</i>		<u>– 50.00</u>
		320.58	
	Interest (at 2%)	6.41	
6 May 2014	Mi Esposa Gowns	440.00	
10 May 2014	Las Tapas Deliciosas	52.60	
12 May 2014	Briggs Service Station	<u>35.01</u>	
	Balance owed	854.60	
<i>Minimum payment: 5% of balance owed or £20, whichever is greater.</i>			
<i>Note: Interest is charged each month on outstanding balance after payment is deducted.</i>			

Marta makes the minimum payment.

How much is the minimum payment?

2

7.



In triangle PQR, $PQ = 5$ centimetres, $QR = 7$ centimetres and $\cos Q = \frac{1}{5}$.

Calculate the length of side PR.

Give your answer in the form \sqrt{a} .

3

8. An ellipse has equation

$$\frac{x^2}{a^2} + \frac{y^2}{b^2} = 1.$$

Its area is given by the formula

$$A = \pi ab.$$

Find the area of an ellipse with equation

$$\frac{x^2}{25} + \frac{y^2}{4} = 1.$$

Take $\pi = 3.14$.

2

[Turn over for Questions 9 and 10 on *Page eight*

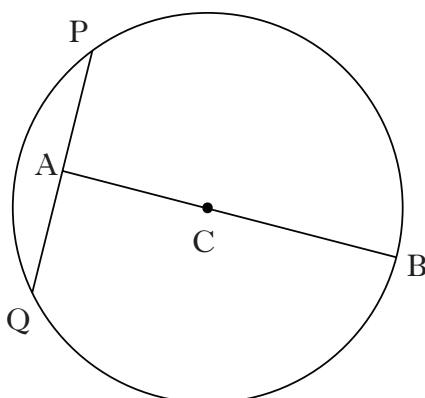
9. At a football match some spectators were asked how much money they spent at half-time.

The results of the survey are shown in the frequency table below.

<i>Money spent (£)</i>	<i>Frequency</i>
$0 \leq p < 2$	2
$2 \leq p < 4$	14
$4 \leq p < 6$	30
$6 \leq p < 8$	40
$8 \leq p < 10$	10

- (a) Using squared paper, draw a histogram to illustrate the results of the survey. 2
- (b) For the histogram you have drawn, estimate the mode. 1

10. The diagram below shows a circle, centre C.



The radius of the circle is 15 centimetres.

A is the mid-point of chord PQ.

The length of AB is 27 centimetres.

Calculate the length of PQ.

4

[END OF QUESTION PAPER]