

# Quarterly Statistics Report

*A report on accredited qualifications*

*April to June 2011*

# Contents

Quarterly Statistics Report .....	0
Executive Summary .....	2
Currently Accredited Qualifications .....	2
Analysis by Awarding Body .....	2
Analysis by Area of Competence .....	3
Introduction .....	4
Quarterly Statistics .....	5
Currently Accredited Qualifications .....	5
Top 10 Registrations and Certifications .....	6
Analysis by Qualification Type .....	7
Scottish Vocational Qualifications (SVQ).....	7
Regulatory and Licensing Qualifications (R&L) .....	9
All Other Accredited Qualifications (Other) .....	9
Analysis by Awarding Body .....	10
Analysis by Sector Skills Council .....	12
Analysis by Area of Competence .....	14
Registrations by Areas of Competence .....	14
Bibliography .....	18
Glossary.....	19

# Executive Summary

This report provides an overview of qualification activity for SQA Accreditation approved awarding bodies for the first quarter of 2011-12 (April - June 2011). The data is obtained directly from awarding bodies as part of their quarterly submission requirements and as such they are responsible for ensuring the accuracy of the data submitted.

## Currently Accredited Qualifications

During the first quarter of 2011-12 there were 858 accredited qualifications. These consist of 726 SVQs (85% of all qualifications), 39 Regulatory and Licensing qualifications (4% of all qualifications) and 93 'other' accredited qualifications (11% of all qualifications). The number of qualifications accredited has decreased from 887 in Q4 2010-11 to 858 in Q1 2011-12 (-3%). This drop has come from a four per cent drop in SVQs.

SQA Accreditation collects quarterly registration and certification data from all its approved awarding bodies. The following summarises the data for Q1 2011-12:

**Scottish Vocational Qualifications** - 7,622 SVQ registrations were received, across all levels; a decrease of 38 per cent compared to the same quarter in the previous year. During the same period 8,269 SVQ certifications were submitted across all levels; a decrease of 7.5 per cent compared to the same quarter in the previous year. As was the case last quarter (Q4 2010), SVQ levels 2 and 3 had the highest number of registrations and certifications reflecting the high number of qualifications at these levels compared to other levels.

**Regulatory and Licensing Qualifications** - 2,730 Regulatory and Licensing registrations were submitted to SQA Accreditation; a decrease of 31 per cent compared to Q1 2010. During the same period 2,718 Regulatory and Licensing certifications were submitted to SQA Accreditation; a change of 31 per cent compared to the same period in 2010.

**'Other' Qualification** - 5,917 'other' qualification registrations were submitted to SQA Accreditation; an increase of 382 per cent compared to the same period in 2010. During the same period 3,875 'other' certifications were submitted; an increase of 100 per cent compared to Q1 2010.

## Analysis by Awarding Body

It was clear from the data that different awarding bodies specialised in different qualification types, for example, in terms of registering and certificating SVQ candidates SQA was the leading awarding body, while BIIAB was the leader for Regulatory and Licensing Qualifications and NEBOSH was the front runner for 'other qualifications'.

**SVQs** - SQA registered 6,413 candidates (84 per cent of all SVQ registrations) and certificated 7,268 (87 per cent of all SVQ certifications).

**Regulatory and Licensing qualifications** - BIIAB registered 627 candidates (23 per cent of all Regulatory and Licensing registrations) and certificated 1,627 (59 per cent of all Regulatory and Licensing certifications).

**Other** - NEBOSH registered 4,451 candidates (75 per cent of all 'other' registrations) and certificated 2,573 (66 per cent of all 'other' certifications).

### **Analysis by Area of Competence**

Areas 007 Providing Goods and Services and 008 Providing Health, Social Care and Protective Services demonstrates the highest level of registrations and certifications for all qualification types.

# Introduction

This statistical report is published by SQA Accreditation which is the national accrediting body for Scotland. We set and specify the requirements for accrediting qualifications in order to support the needs of learners and employers in Scotland. We do this by promoting and maintaining public confidence in accredited qualifications and approved awarding bodies.

The information shown has been produced from data provided to SQA Accreditation by the respective awarding bodies. Data covers SQA accredited qualifications during the first quarter of 2011-12 (April - June) and focuses on those candidates who were:

- Registered for a SQA accredited qualification
- Certificated for a SQA accredited qualification

At the point of accreditation, all qualifications are allocated a *qualification type* and an *area of competence*, which are used to classify qualifications in this report. It provides information on the number of registrations and certifications according to awarding body, area of competence, qualification type and level. Data may be revised in subsequent reports due to late submission or if any errors are identified.

For upcoming data submissions, the following deadline dates apply and must be adhered to by all awarding bodies in order to ensure consistency and accuracy of data in future reports:

- 14 October 2011 for Q2 data (July to September 2011)
- 20 January 2012 for Q3 data (October to December 2011)
- 13 April 2012 for Q4 data (January to March 2012)
- 13 July 2012 for Q1 2012/2013 data (April to June 2012)

# Quarterly Statistics

SQA Accreditation has always accredited SVQs. In 2006 the remit was extended to accredit Regulatory and Licensing Qualifications and later in 2009 this remit was further opened up to include the accreditation of all qualifications excluding degrees. This report covers all qualifications types that we accredit, categorised as:

- Scottish Vocational Qualifications (SVQs)
- Regulatory and Licensing Qualifications (R&L)
- 'Other' accredited qualifications.


The report presents an overview of accreditation activity for the first quarter of 2011-12 (April to June 2011). It also reports qualification statistics based on the data submitted to us by awarding bodies. Awarding bodies have responsibility for ensuring the accuracy of the data submitted.

*Please note, City and Guilds data for this quarter has been omitted from this report because discussions are on-going to obtain clarification around data relating to SVQs which have pathways. When the data is available an addendum to this report will be produced and will be made available on the SQA Accreditation website.*

## Currently Accredited Qualifications

During the first quarter of 2011-12 there were 858 qualifications accredited by us. These are made up of 726 SVQs (85%), 39 Regulatory and Licensing qualifications (4%) and 93 'other' accredited qualifications (11%).

Figure 1 - Accredited Qualifications



The number of qualifications accredited has dropped from 887 in Q4 2010-11 to 858 in Q1 2011-12 (-3%) this decrease has come from a four per cent drop in the number of accredited SVQs. City and Guilds, EAL, IMI, MPQC, SQA and PAAVQ/SET all have fewer SVQs.

available this quarter. Although 1<sup>st</sup>4Sport, Edexcel and EDI have all increased their SVQ provision, the number of new SVQs is not sufficient to account for the reduction in provision by other awarding bodies.

The most substantial growth occurred in the 'other' qualifications market. The increase can be attributed to three potential factors.

- The majority of new 'other' qualifications are from ECITB who moved almost all of their accredited provision from SVQs to 'Other'.
- Some four-nation awarding bodies have moved towards 'competence-based qualifications' rather than SVQs because of the increased flexibility to align these qualifications with the QCF (SQA Accreditation, 2011).
- The increased awareness of SQA Accreditation's extended remit to accredit a wider range of qualifications.

The areas with marginally more growth for 'other qualifications' were:

- Area 008: Providing Health, Social Care and Protective Services
- Area 009: Providing Business Services
- Area 010: Communicating and Entertaining.

## Top 10 Registrations and Certifications

During the first quarter of 2011-12 (Apr-Jun) the following 10 qualifications experienced the highest number of registrations across all qualification types:

Table 1 - Top 10 performing qualifications in terms of Registrations

Qualification Title	Qualification Type	No. of Registrations
NEBOSH National General Certificate in Occupational Health and Safety	Other	2,967
SQA SVQ 2 in Health and Social Care	SVQ	1,133
BIIAB Scottish Certificate for Personal Licence Holders	R&L	1,042
ITC Certificate in Outdoor First Aid	Other	585
SQA SVQ 3 in Health and Social Care (Adults)	SVQ	566
NEBOSH National Certificate in Construction Health and Safety	Other	556
BIIAB Award in Door Supervision (Scotland)	R&L	475
SQA SVQ 2 in Plant Operations (Construction)	SVQ	376
NEBOSH National Certificate in Fire Safety and Management	Other	340
EDI Scottish Certificate for Personal Licence Holders (On-Sales and Off-Sales)	R&L	315

During the first quarter of 2011-12 (Apr-Jun) the following 10 qualifications experienced the highest number of certifications across all qualification types:

Table 2 - Top 10 performing qualifications in terms of certifications

Qualification Title	Qualification Type	No. of Certifications
NEBOSH National General Certificate in Occupational Health and Safety	Other	1,867
BIIAB Scottish Certificate for Personal Licence Holders	R&L	1,042
SQA SVQ 2 in Health and Social Care	SVQ	1,041
SQA SVQ 3 in Health and Social Care (Adults)	SVQ	634
ITC Certificate in Outdoor First Aid	Other	562
BIIAB Award in Door Supervision (Scotland)	R&L	475
NEBOSH National Certificate in Construction Health and Safety	Other	345
EAL SVQ 2 in Performing Engineering Operations (Engineering Practices)	SVQ	311
EDI Scottish Certificate for Personal Licence Holders (On-Sales and Off-Sales)	R&L	292
SQA SVQ 3 in Children's Care Learning and Development	SVQ	285

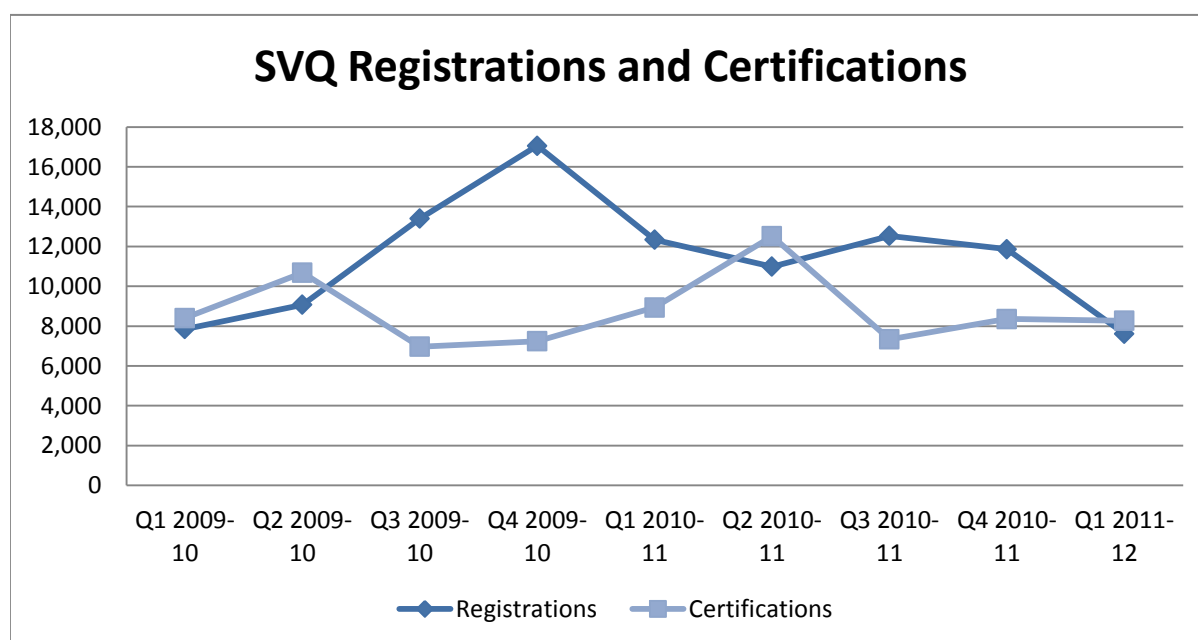
### Analysis by Qualification Type

SQA Accreditation has collected SVQ data from awarding bodies for several years and is able to present trends in this data. Since starting to collect data for R&L and 'Other' qualifications in April 2010, it is now possible to start providing similar analysis across all qualification types without limiting statistics to SVQs.

### Scottish Vocational Qualifications (SVQ)

During the first quarter of 2011-12 (Apr-Jun) 7,622 SVQ registrations were received, across all levels. This is a decrease of 38 per cent compared to the same time last year and a

Figure 2 - SVQ Registrations and Certifications





decrease of three per cent on the same time in 2009. During the same period 8,269 SVQ certifications were submitted across all levels; a decrease of 7.5 per cent compared to the same quarter last year and a decrease of two per cent on the same time in 2009.

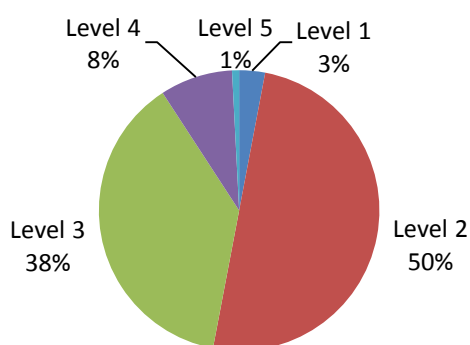
These registrations and certifications cover 695 different qualifications offered by 17 different awarding bodies. During this quarter, SVQs represented 84 per cent of all currently accredited qualifications, 46 per cent of all registrations and 55 per cent of all certifications.

The SVQ with the highest number of registrations this quarter was the SQA SVQ 2 in Health and Social Care with 1,558 registrations. This SVQ also experienced the highest number of certifications with 1,032.

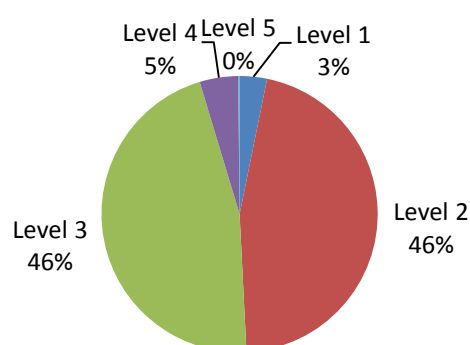
**Analysis by Level: SVQ Registrations and Certifications by Level<sup>1</sup>**

The majority of SVQ registrations were at Level 2, with 3,812 registrations representing 50 per cent of SVQ registrations. The majority of SVQ certifications were at Level 3, with 3,814 certifications representing 46 per cent of SVQ certifications during the first quarter of 2011-12 (Apr-Jun) (See figures 3 and 4).

**Figure 3 - Registrations by Level**



**Figure 4 - Certifications by Level**



The distribution of registrations and certifications across levels remains relatively stable with the majority of registrations and certifications also being at levels 2 and 3 last quarter. Level 2 and 3 qualifications show higher levels of registrations and certifications because there are considerably more of these qualifications relative to other levels as shown below.

Level 1	47
Level 2	326
Level 3	286
Level 4	57
Level 5	10

This may be linked to the increased focus on Modern Apprenticeships (MA) for which these qualifications may form a considerable part. SQA Accreditation does not receive separate

<sup>1</sup> This analysis is not applicable for R&L and 'Other' qualifications because they do not have levels.

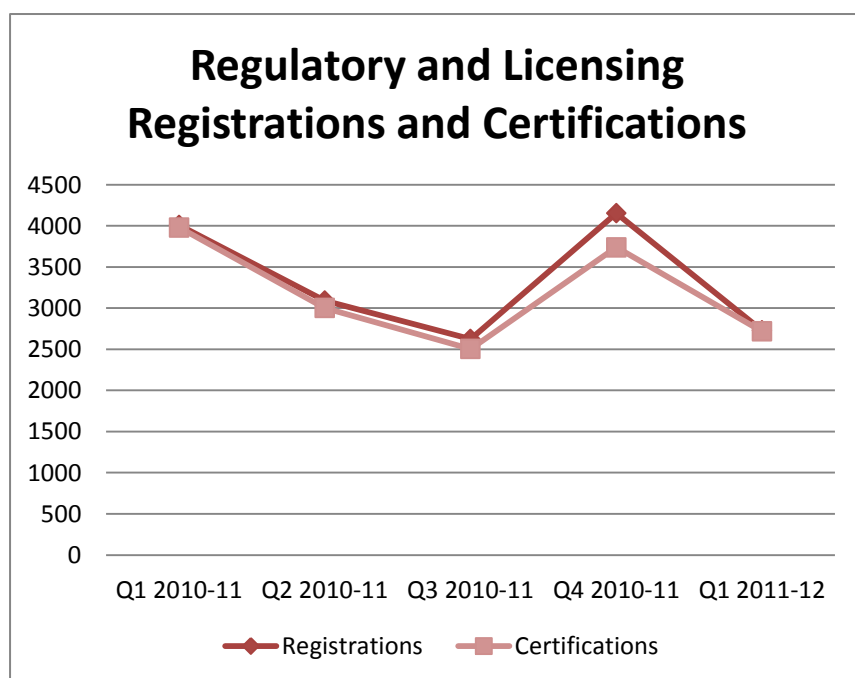
uptake figures for MAs to compare these with uptake for the same SVQ which is completed outwith an MA. However, in light of the fact that the Scottish Government marketed the MA as a flagship programme in the refreshed skills strategy (Scottish Government, 2010) it remains a reasonable connection to make.

There is a slight increase in level 4 and 5 registrations compared to last quarter with level 5 registrations rising by 32.6% from 46 registrations to 62 and level 4 registrations increasing by 32% from 483 registrations to 633.

### Regulatory and Licensing Qualifications (R&L)

During the first quarter of 2011-12 (Apr-Jun) 2,730 Regulatory and Licensing registrations were submitted to SQA Accreditation. This is a decrease of 31 per cent compared to the same time last year. During the same period 2,718 Regulatory and Licensing certifications were submitted to SQA Accreditation; also a decrease of 31 per cent compared to the same quarter last year. The peak in Q4 2010/2011 is largely related to the 616 registrations submitted by City and Guilds which were not submitted this quarter, as well as ITC First Aid Ltd submitting substantially more registrations in Q4 2010/2011.

Figure 3 - Regulatory and Licensing Registrations and Certifications



These registrations and certifications cover 31 different qualifications offered by nine different awarding bodies. During this quarter, Regulatory and Licensing Qualifications represented 4 per cent of all currently accredited qualifications, 16 per cent of all registrations and 18 per cent of all certifications.

The Regulatory and Licensing Qualification with the highest number

of registrations this quarter was the BIIAB Scottish Certificate for Personal Licence Holders with 1,042 registrations. This qualification also experienced the highest number of R&L certifications with 1,042.

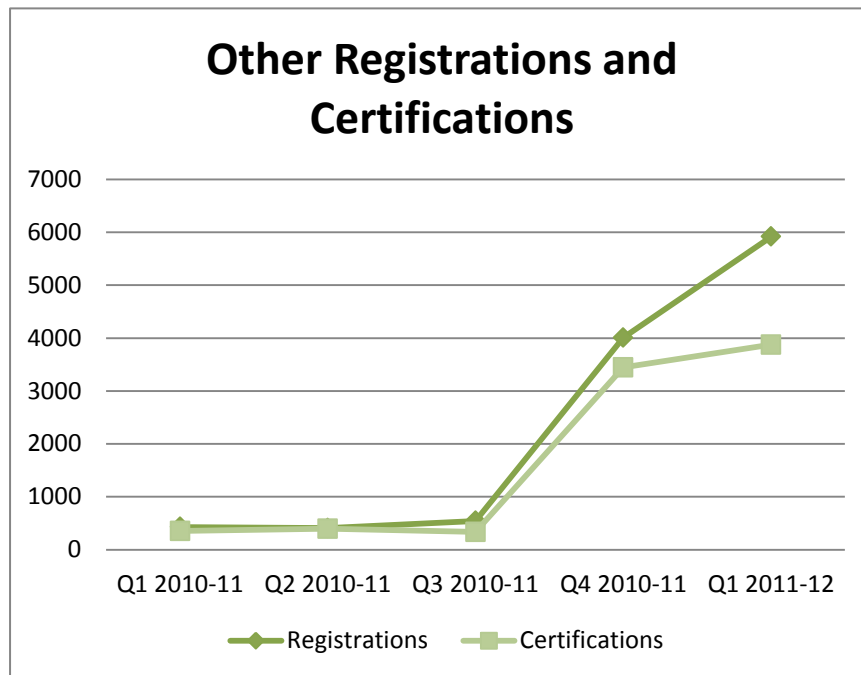
### All Other Accredited Qualifications (Other)

During the first quarter of 2011/12 5,917 'other' qualification registrations were submitted to SQA Accreditation. This is an increase of 382 per cent compared to the same quarter of the previous year. During the same period 3,875 'other' certifications were submitted; an increase of 100 per cent compared to the same quarter of the previous year. Other qualifications have shown a steady increase in registrations and certifications over the last year, particularly as awarding bodies are adopting these qualifications because of their

increased flexibility to align with QCF qualifications, providing more continuity for awarding bodies offering qualifications across the four nations (SQA Accreditation, 2011).

These registrations and certifications cover 66 different qualifications offered by 15 different awarding bodies. During this quarter, other qualifications represent 11 per cent of all currently accredited qualifications, 36 per cent of all registrations and 26 per cent of all certifications. The increase can partly be accounted for because Active IQ, AFS, AAT, ABE, EDI, FAAL, ICT, SQA, WSCM and VTCT have all submitted data for 'other' qualifications over this quarter which was not included last quarter, some of which appear in Modern Apprenticeship Frameworks.

Figure 4 - Other Registrations and Certifications



The 'other' qualification with the highest number of registrations this quarter was the NEBOSH National General Certificate in Occupational Health and Safety with 2,967 registrations. This qualification also experienced the highest number of 'other' certifications with 1,867.

### Analysis by Awarding Body

During Q1 2011-12 (Apr-Jun) the awarding body with the highest number of SVQ registrations overall was SQA with 6,413 registrations (84 per cent of all SVQ registrations). This awarding body also experienced the highest number of SVQ certifications overall with 7,268 certifications (87 per cent of all SVQ certifications). For Regulatory and Licensing qualifications the top registering and certifying awarding body was BIIAB with 1,627 registrations (59 per cent of all Regulatory and Licensing registrations) and 1,627 certifications (59 per cent of all Regulatory and Licensing certifications). NEBOSH was the top registering and certifying awarding body for 'other' qualifications with 4,451 registrations (75 per cent of all 'other' registrations) and 2,573 certifications (66 per cent of all 'other' certifications).

Throughout Q1 2011/2012, Active IQ, ABE and IRRV indicated that they had no registrations or certifications for any of their qualifications. In terms of breakdown by qualification type, awarding bodies tended to focus on specific qualification types with only EDI registering or certifying qualifications across all types. ITC, STA and SQA also register and certificate

qualifications in two out the three qualification types and AAT certificate across two qualification types. The remaining 25 awarding bodies only registered or certificated for one qualification type.

Figure 5 - Types of Registrations by Awarding Body

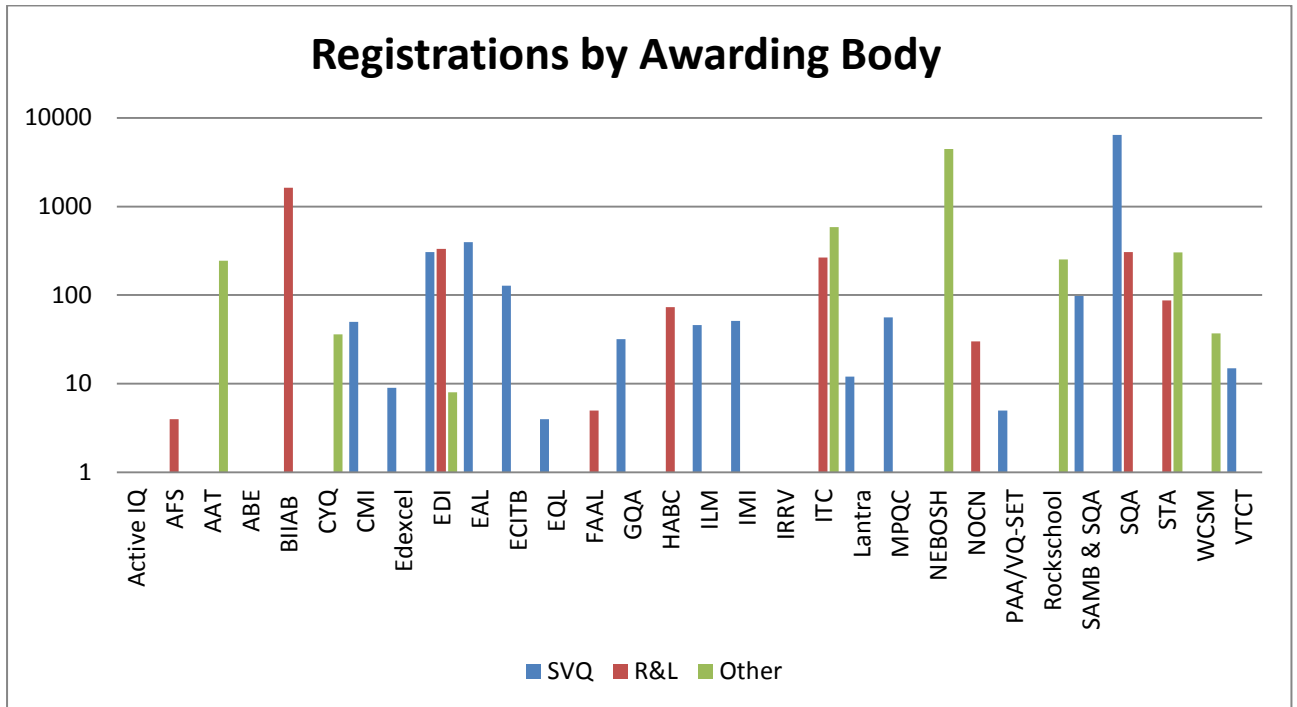
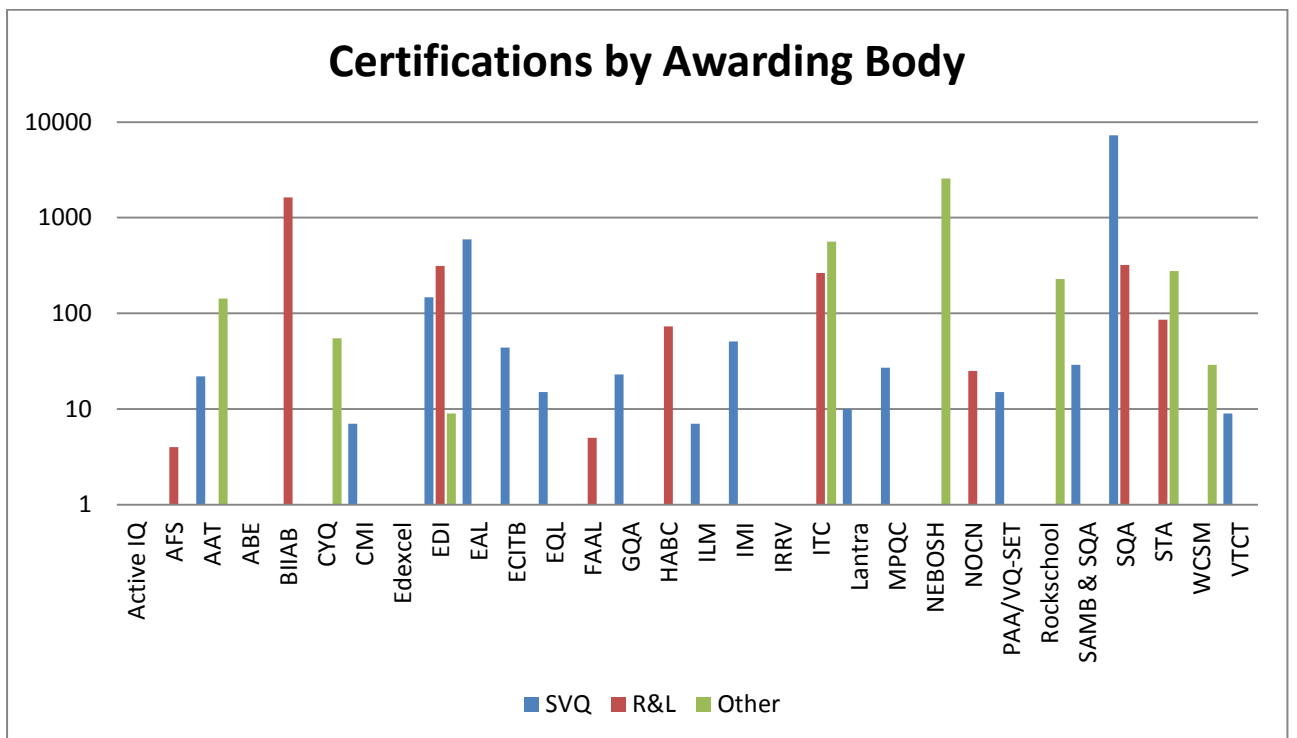


Figure 6 - Types of Certifications by Awarding Body



## Analysis by Sector Skills Council

SQA Accreditation focuses more prominently on analysis by area of competence rather than sector skills councils because some SSCs develop qualifications across a range of sectors. Nevertheless the breakdown of registrations and certifications by SSC is presented in the following two charts.

Figure 7 - Types of Registration by Sector Skills Council

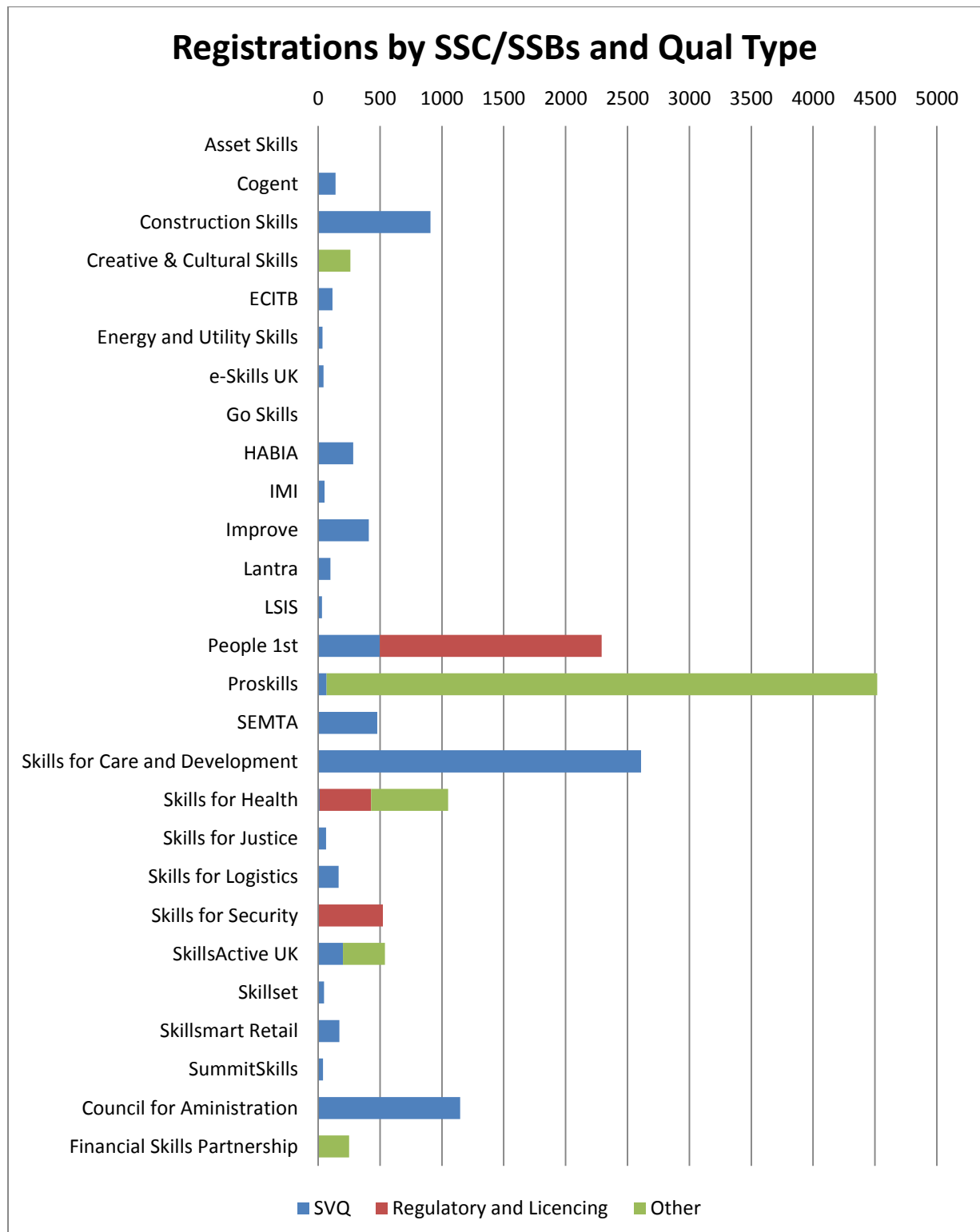
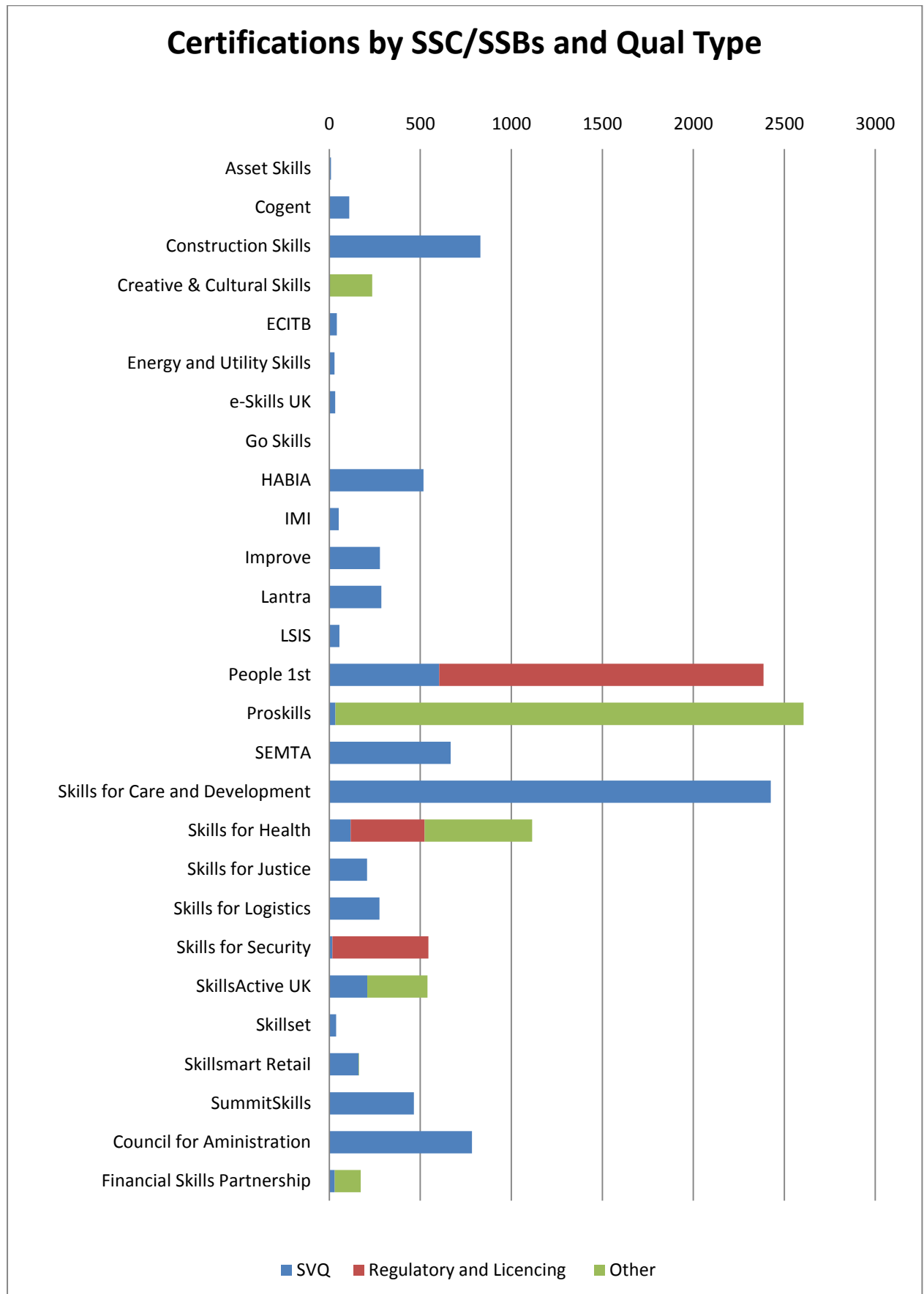


Figure 8 - Type of Certification by Sector Skills Council.



## Analysis by Area of Competence

SQA Accreditation developed 11 areas of competence and each qualification is assigned an area of competence at the time of accreditation as shown below.

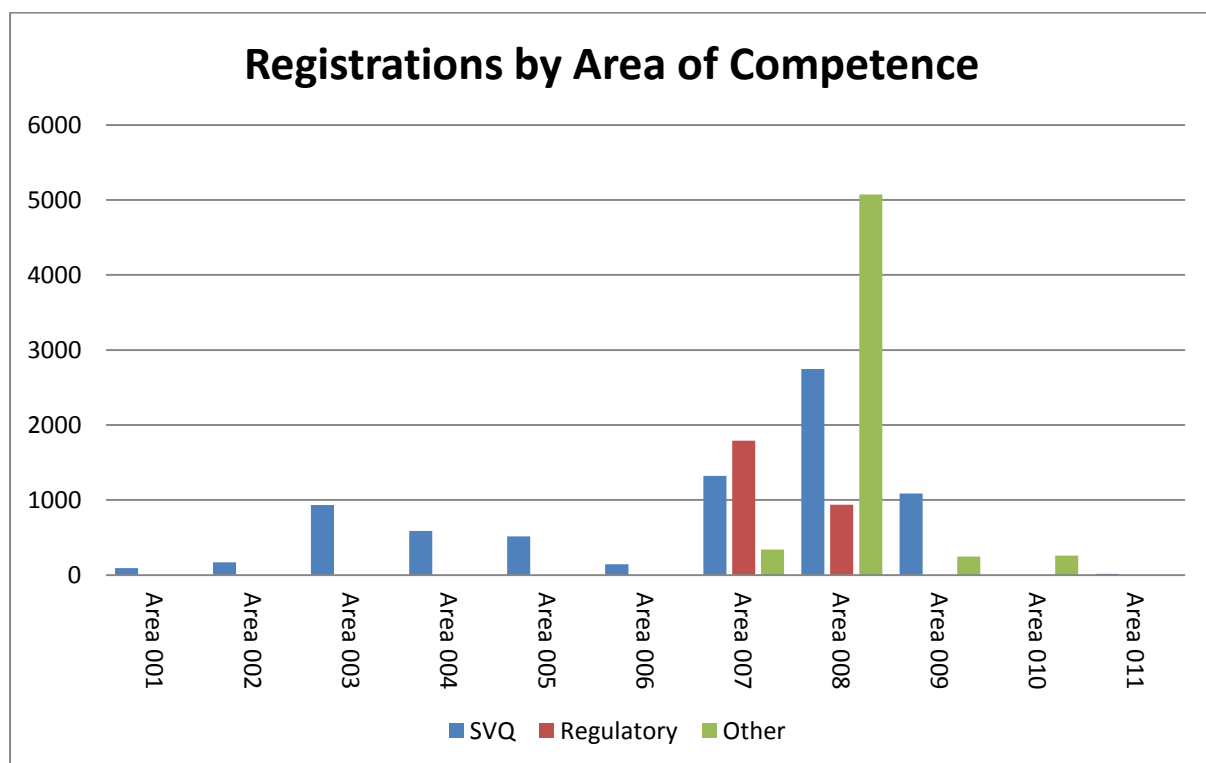
- 001 Tending Animals, Plants and Land
- 002 Extracting and Providing Natural Resources
- 003 Constructing
- 004 Engineering
- 005 Manufacturing
- 006 Transporting
- 007 Providing Goods and Services
- 008 Providing Health, Social Care and Protective Services
- 009 Providing Business Services
- 010 Communicating and Entertaining
- 011 Developing and Extending Knowledge and Skill

Each awarding body and Sector Skills Council has a responsibility for verifying the allocation of these areas on a monthly basis when they are published at the following website <http://www.sqa.org.uk/sqa//42336.html> These classifications are combined with registration and certification data submitted by awarding bodies to produce the statistics below.

### Registrations by Areas of Competence

Registrations across areas of competence vary considerably. The following diagram provides an overview of the number of registrations for each area of competence further broken down by qualification type.

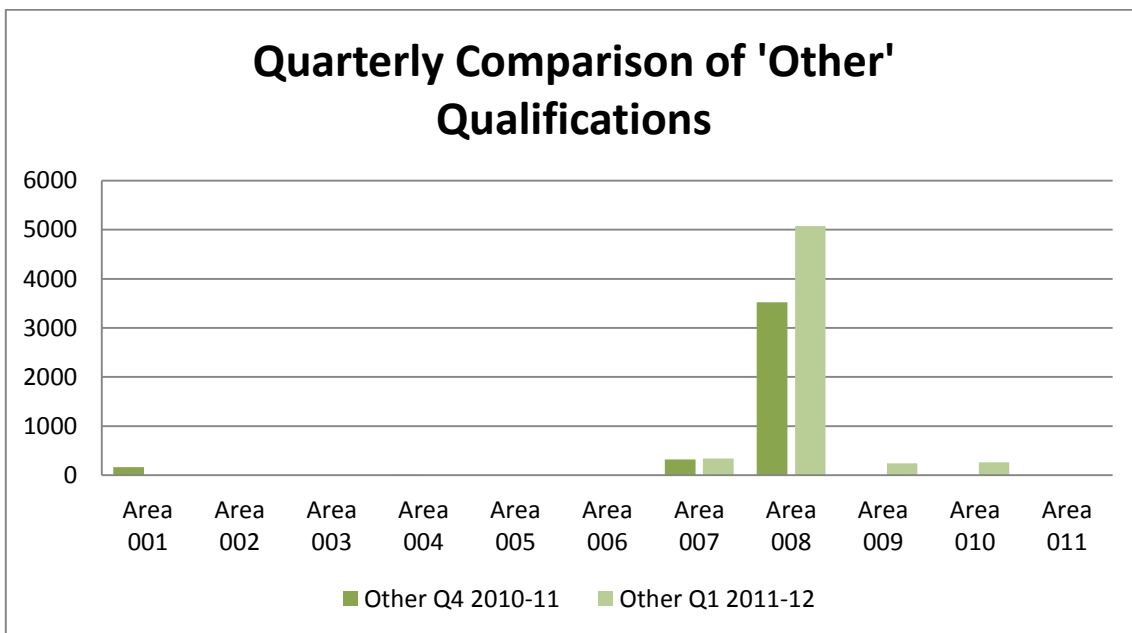
Table 3 - Registrations by area of competence and qualification type



- The area of competence which experienced the highest number of SVQ registrations was Area 008: Providing Health, Social Care and Protective Services with 2,746 registrations, representing 36 per cent of SVQs during the first quarter of 2011-12 (Apr-Jun).
- The area of competence which experienced the highest number of Regulatory and Licensing registrations was Area 007: Providing Goods and Services with 1,792 registrations, representing 65 per cent of Regulatory and Licensing qualifications during the first quarter of 2011-12 (Apr-Jun).
- The area of competence which experienced the highest number of 'other' registrations was Area 008: Providing Health, Social Care and Protective Services with 5,073 registrations, representing 85 per cent of 'other' qualifications during the first quarter of 2011-12 (Apr-Jun).

Compared to the previous quarter there appears to be a slight shift in the areas where 'other' provision is available. For example, in the last quarter other qualifications were seen in areas 001, 004, 007 and 008. Yet this quarter, other qualifications are seen in Areas 007, 008, 009 and 010, with a rise in the number of registrations for other qualifications in area 008 compared to last quarter. This shift is partly explained by AAT moving towards 'other qualifications' in Area 009 which were not registered last quarter. Similarly, EDI have submitted registrations for other qualifications in Area 010 which were not submitted last quarter and these qualifications are being used in Modern Apprenticeship Frameworks.

Figure 9 - Quarterly Registrations for 'Other' Qualifications



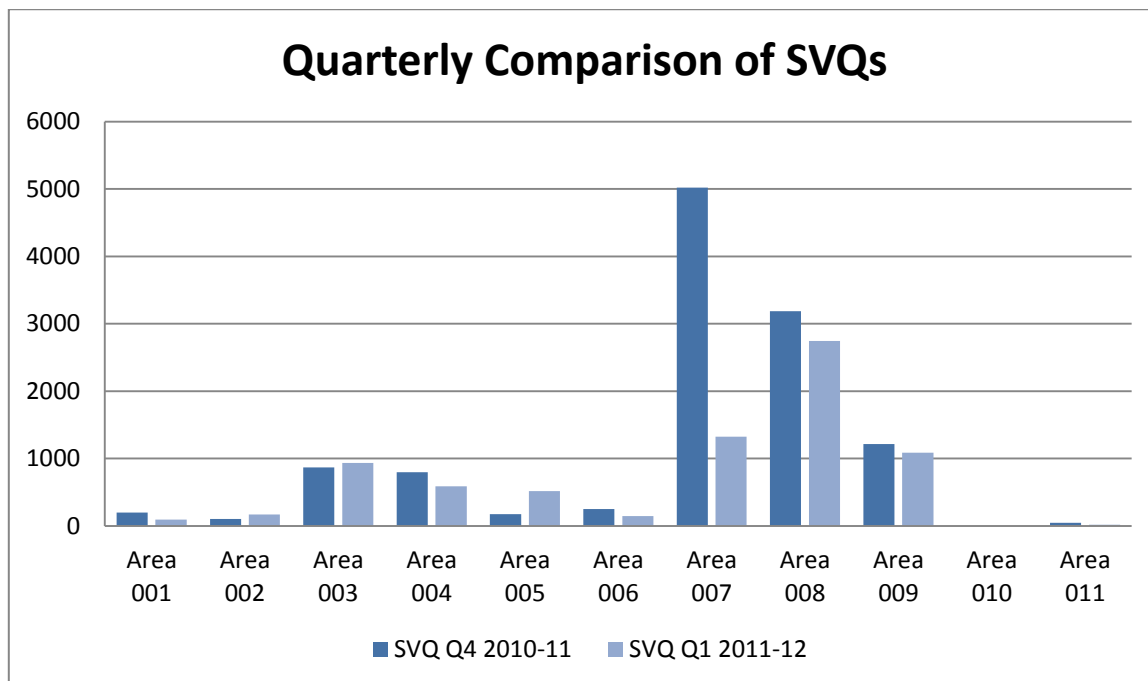
Although there has been a considerable drop in registrations for Regulatory and Licensing qualifications across both areas (-28% for Area 007 and -44% for Area 008) the distribution of qualifications across areas has not changed. These qualifications are still only offered in the areas of Providing Goods and Services and Providing Health, Social Care and Protective Services.

Similarly, for SVQ registrations, the range of areas has not changed with only Area 010 Communicating and Entertaining having no SVQ registrations. However, compared to the



previous quarter there has been a considerable drop in registrations for Area 007 Providing Goods and Services. This is largely accounted for by the 1558 registrations which were submitted last quarter by Edexcel in Area 007, compared to their lower registrations this quarter.

Figure 10 - Quarterly Comparison for SVQs

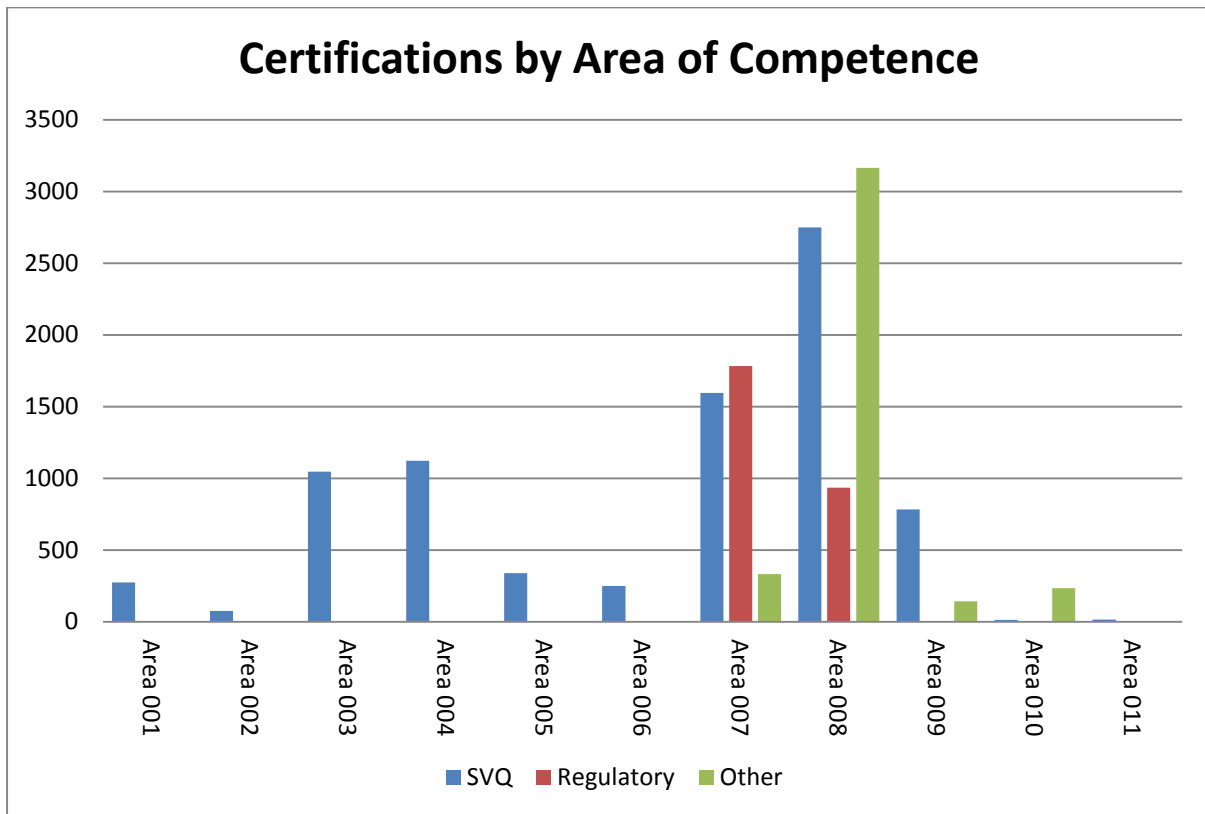


### ***Certifications by Area of Competence***

Certifications by area of competence and qualification are considerably lower than registrations, yet the general trends are similar in the sense that the most certifications were for areas 7 and 8 with fewer certifications in areas 1, 2, 10 and 11.

- The area of competence which experienced the highest number of SVQ certifications was Area 008: Providing Health, Social Care and Protective Services with 2,749 certifications, representing 33 per cent of SVQs during this period. (See figure 8).
- The area of competence which experienced the highest number of Regulatory and Licensing certifications was Area 007: Providing Goods and Services with 1,783 certifications, representing 65 per cent of Regulatory and Licensing qualifications during the same period. (See figures 9 and 10).
- The area of competence which experienced the highest number of 'other' certifications was Area 008: Providing Health, Social Care and Protective Services with 3,164 certifications, representing 81 per cent of 'other' qualifications during the same period. (See figures 11 and 12).

Figure 11 - Certifications by Area of Competence and Qualification Type



When comparing certifications to Q4 2010/11, no striking anomalies emerged. As was the case with registrations, Regulatory and Licensing certifications were down by 21% in Area 007 and 36% in Area 008. Similarly, 'other' qualifications showed signs of moving away from Area 001 in terms of certifications and instead certifications were seen in Area 009. Other than that, the number and distribution of certifications across the rest of the areas and qualification types remained fairly stable in comparison to the previous quarter.

# Bibliography

Cogent. (2011). *Scotland Sector Skills Assessment 2011*.

Creative and Cultural Skills. (2010). *Creative and Cultural Skills: Sector Skills Assessment for the Creative and Cultural Industries. An Analysis of the Skills Needs for the Creative and Cultural Industries in the UK - Summary*.

Financial Services Skills Council. (2010). *UK Skills Assessment 2010: The Finance, Accountancy and Financial Services Sectors*. Financial Services Skills Council.

Scottish Government . (July 2011). *State of the Economy Annex: Overview of the Labour Market* . Edinburgh: Scottish Government .

Scottish Government. (2007). *The Government Economic Strategy*. Edinburgh: Scottish Government.

Scottish Government. (2010). *Skills for Scotland: Accelerating the Recovery and Increasing Sustainable Economic Growth*. Edinburgh: Scottish Government.

Scottish Government. (2011). *Local Area Labour Markets in Scotland: Statistics from the Annual Population Survey*. Edinburgh: National Statistics.

Scottish Government. (2011). *Skills in Scotland 2010*. Edinburgh: Scottish Government.

SQA Accrediation. (2011). *An Evaluation of SVQ Criteria: Results from External Focus Groups*. Glasgow: Scottish Qualifications Authority.

University of Warwick. (2010). *Creative and Cutlural Sectoral Information*. Retrieved 15/08/11, from National Guidance Research Forum: <http://www2.warwick.ac.uk/fac/soc/ier/ngrf/lmifuturetrends/sectorscovered/creative/sectorinfo/>

University of Warwick. (2010). *Engery and Utilities Sector Information*.

# Glossary

Term	Description
Area of Competence	There are 11 occupational areas of competence. These range from Tending Animals, Plants and Land, to Engineering to Developing and Extending Knowledge and Skill. All SVQs are organised by the area of competence to which they belong.
Certifications	The process by which a centre requests an SVQ certificate for a candidate who has completed the full SVQ.
Other Accredited Qualification Registrations	All other accredited qualifications which are not SVQs or regulatory and licensing qualifications.
Regulatory and Licensing Qualification	The process by which a centre informs an awarding body that a candidate has commenced working towards an SVQ.
Regulatory and Licensing Qualification	Qualifications which are defined or required by Industry Regulators, such as the Security Industry Authority, and often underpin licence to practice schemes.
Scottish Vocational Qualification	Scottish Vocational Qualifications (SVQs) are qualifications which combine skills, knowledge and ability within a specific occupational area and are delivered in a workplace setting. The standards for SVQs are designed by the appropriate Sector Skills Council (SSC).

<b>Acronym</b>	<b>Awarding Body</b>
N/A	1st4sport Qualifications
AIQ	Active IQ
AFS	Alcohol Focus Scotland
AAT	Association of Accounting Technicians
ABE	Association of Business Executives
N/A	BIIAB
CYQ	Central YMCA Qualifications
CMI	Chartered Management Institute
N/A	City and Guilds
N/A	Edexcel
N/A	EDI
EAL	EMTA Awards Limited
ECITB	Engineering Construction Industry Training Board
EQL	Equestrian Qualifications GB Limited
FAAL	First Aid Awards Limited
GQA	Glass Qualifications Authority
HABC	Highfield Awarding Body for Compliance
ILM	Institute of Leadership and Management
N/A	IMI Awards
IRRV	Institute of Revenues Rating and Valuation
N/A	Lantra Awards Limited
ITC	ITC First Aid Limited
MPQC	Mineral Products Qualifications Council

<b>Acronym</b>	<b>Awarding Body</b>
NOCN	National Open College Network
NEBOSH	National Examination Board in Occupational Safety and Health
N/A	Rockschool Limited
N/A	PAA/VQ-SET
STA	Safety Training Awards
N/A	SAMB Awarding Body
SQA	Scottish Qualifications Authority
WCSM	The Worshipful Company of Spectacle Makers
VTCT	Vocational Training Charitable Trust