

Quarterly Statistics Report

Report on accredited qualifications

April–June 2013

Publication date August 2013
Publication code: AE5955

Published by the Scottish Qualifications Authority
The Optima Building, 58 Robertson Street, Glasgow, G2 8DQ
Lowden, 24 Wester Shawfair, Dalkeith, Midlothian EH22 1FD

www.sqa.org.uk

The information in this publication may be reproduced in support of SQA qualifications. If it is reproduced, SQA should be clearly acknowledged as the source. If it is to be used for any other purpose, then written permission must be obtained from SQA. It must not be reproduced for trade or commercial purposes.

© Scottish Qualifications Authority 2013

Contents

Executive summary	1
Introduction	3
Quarterly statistics	4
Currently accredited qualifications	4
Top 10 registrations and certifications	5
Analysis by qualification type	6
Analysis by awarding body	10
Analysis by area of competence	12
Analysis by qualification developer	17
Workplace Core Skills	19
Glossary	23
Awarding bodies	24

Executive summary

This report provides an overview of qualification activity for SQA Accreditation approved awarding bodies for the first quarter (Q1) of 2013–14 (April–June 2013). The data is obtained directly from awarding bodies as part of their quarterly submission requirements, and it is they who are responsible for ensuring the accuracy of the data supplied.

Data pertaining to City & Guilds had not been part of the Quarterly Statistics Reports throughout the period from Q4 2010–11 until their inclusion in the Q2 2012–13 report City & Guilds data has been included in this report.

Data pertaining to the Chartered Management Institute (CMI) had been omitted from the Q3 2012–13 Quarterly Statistics Report. The CMI data has been included in this report. As this is a relatively small number of qualifications, it does not affect the reports figures or findings significantly.

Currently accredited qualifications

During the first quarter of 2013–14 there were 998 current accredited qualifications. These consisted of 724 Scottish Vocational Qualifications (SVQs) (72% of all qualifications), 58 Regulatory and Licensing qualifications (6% of all qualifications) and 216 'Other' accredited qualifications (22% of all qualifications). While there has been a decrease in the number of available SVQs, this has been offset by the increase in 'Other' and Regulatory qualifications, resulting in an overall increase in the number of accredited qualifications being offered.

SQA Accreditation collects quarterly registration and certification data from all its approved awarding bodies. This is a summary of the data for Q1 2013–14:

Scottish Vocational Qualifications (SVQs): 9,705 SVQ registrations were received, across all levels; 288 registrations (2%) less than the same quarter in the previous year. During the same period 8,263 SVQ certifications were submitted across all levels; an increase of 11% compared to the same quarter in the previous year. Levels 2 and 3 had the highest number of registrations and certifications, reflecting the high number of qualifications at these levels, as well as their popularity in Modern Apprenticeship frameworks.

Regulatory and Licensing qualifications: 4,687 Regulatory and Licensing registrations were submitted to SQA Accreditation–; an increase of 16% compared to Q1, 2012–13. During the same period 4,701 Regulatory and Licensing certifications were submitted to SQA Accreditation; an increase of 21% compared to the same period in 2012–13.

'Other' qualifications: 8,359 'Other' qualification registrations were submitted to SQA Accreditation; an increase of 8% compared to the same period in 2012–13. During the same period 6,090 'Other' certifications were submitted; an increase of 4% compared to Q4, 2012–13.

Analysis by awarding body

It is clear from the data that some awarding bodies are more prominent in different qualification types. For example, in terms of registering and certifying SVQ candidates, SQA was the leading awarding body, while BIIAB was the leader for Regulatory and Licensing qualifications, and NEBOSH was the front-runner for 'Other' qualifications.

SVQs: SQA registered 7,247 candidates (74% of all SVQ registrations) and certificated 6,394 (78% of all SVQ certifications).

Regulatory and Licensing qualifications: BIIAB registered 1,694 candidates (36% of all Regulatory and Licensing registrations) and certificated 1,660 (35% of all Regulatory and Licensing certifications).

Other: NEBOSH registered 4,955 candidates (59% of all 'Other' registrations) and certificated 3,044 (50% of all 'Other' certifications).

Analysis by area of competence

Area 008: Providing Health, Social Care and Protective Services had the highest number of registrations and certifications across all qualification types.

The second most popular area of competence was Area 007: Providing Goods and Services with roughly half the number of registrations and certifications across all qualification types.

Introduction

This statistical report is published by SQA Accreditation, which is the national accrediting body for Scotland. We set and specify the requirements for accrediting qualifications to support the needs of learners and employers in Scotland. We do this by promoting and maintaining public confidence in accredited qualifications and approved awarding bodies.

The information shown has been produced from data provided to SQA Accreditation by the respective awarding bodies. Data covers SQA accredited qualifications during the first quarter of 2013–14 (April–June) and focuses on those candidates who were:

- ◆ registered for an SQA accredited qualification
- ◆ certificated for an SQA accredited qualification

At the point of accreditation, all qualifications are allocated a *qualification type* and an *area of competence*, which are used to classify qualifications in this report. This provides information on the number of registrations and certifications according to awarding body, area of competence, qualification type and level. Data may be revised in subsequent reports due to late submission or if any errors are identified.

For upcoming data submissions, the following deadline dates apply and must be adhered to by all awarding bodies in order to ensure consistency and accuracy of data in future reports:

- ◆ 12 July 2013 for Q1 2013–14 data (April to June 2013)
- ◆ 11 October 2013 for Q2 2013–14 data (July to September 2013)
- ◆ 17 January 2014 for Q3 2013–14 data (October to December 2013)
- ◆ 14 April 2014 for Q4 2013–14 data (January to March 2014)

Quarterly statistics

SQA Accreditation has always accredited SVQs. In 2006 the remit was extended to include accrediting Regulatory and Licensing qualifications, and later in 2009 this remit was further opened up to include the accreditation of all qualifications excluding degrees. This report covers all qualifications types that we accredit, categorised as:

- ◆ Scottish Vocational Qualifications (SVQs)
- ◆ Regulatory and Licensing qualifications (R&L)
- ◆ 'Other' accredited qualifications


The report presents an overview of accreditation activity for the first quarter (Q1) of 2013–14 (April–June 2013). It also reports qualifications statistics based on the data submitted to us by awarding bodies. Awarding bodies have responsibility for ensuring the accuracy of the data submitted.

Data pertaining to City & Guilds had not been included in the Quarterly Statistics Report from Q4 2010–11 until its inclusion in the Q2 2012–13 report. As City & Guilds data has been included in this report, any significant impact will be highlighted.

Currently accredited qualifications

During the first quarter of 2013–14 there were 998 accredited qualifications. These are made up of 724 SVQs (72%), 58 Regulatory and Licensing qualifications (6%) and 216 'Other' accredited qualifications (22%).

Figure 1 — Accredited qualifications



The total number of qualifications accredited (not including lapsed qualifications) has increased from Q4 2012–13 by 6%. There has been an increase in number across all qualification types however, the distribution remains largely the same as last quarter.

Top 10 registrations and certifications

During the last quarter of 2013–14 (April–June) the following 10 qualifications experienced the highest number of registrations across all qualification types:

Table 1 — Top 10 performing qualifications in terms of registrations

Qualification title	Qualification type	No. of registrations
NEBOSH National General Certificate in Occupational Health and Safety	Other	2,939
ITC Certificate in Outdoor First Aid SCQF Level 5	Other	959
SQA SVQ 2 Health and Social Care at SCQF Level 6	SVQ	955
BIIAB Award in Door Supervision (Scotland)	Other	645
SQA SVQ 3 Health and Social Care (Adults) at SCQF Level 7	SVQ	643
BIIAB Scottish Certificate for Personal Licence Holders (SCPLH)	Regulatory	584
ITC Certificate in Emergency First Aid at Work (SCQF Level 5)	Regulatory	571
NEBOSH National Certificate in Construction Health and Safety	Other	567
NEBOSH National Certificate in Fire Safety and Risk Management	Other	450
City and Guilds Certificate for Scottish Personal Licence Holders (On Sales)	Regulatory	439

During the first quarter of 2013–14 (April–June) the following 10 qualifications experienced the highest number of certifications across all qualification types:

Table 2 — Top 10 performing qualifications in terms of certifications

Qualification title	Qualification type	No. of certifications
NEBOSH National General Certificate in Occupational Health and Safety	Other	1,645
SQA SVQ 2 Health and Social Care at SCQF Level 6	SVQ	1,036
ITC Certificate in Outdoor First Aid SCQF Level 5	Other	948
BIIAB Award in Door Supervision (Scotland)	Regulatory	645
ITC Certificate in Emergency First Aid at Work SCQF Level 5	Regulatory	570
BIIAB Scottish Certificate for Personal Licence Holders (SCPLH)	Regulatory	559
SQA SVQ 3 Health and Social Care (Adults) at SCQF Level 7	SVQ	457
C&G Certificate for Scottish Personal Licence Holders (On Sales)	Regulatory	450
EAL SVQ 2 in Performing Engineering Operations at SCQF Level 5	SVQ	433
NEBOSH Award in Health and Safety in Work	Other	414

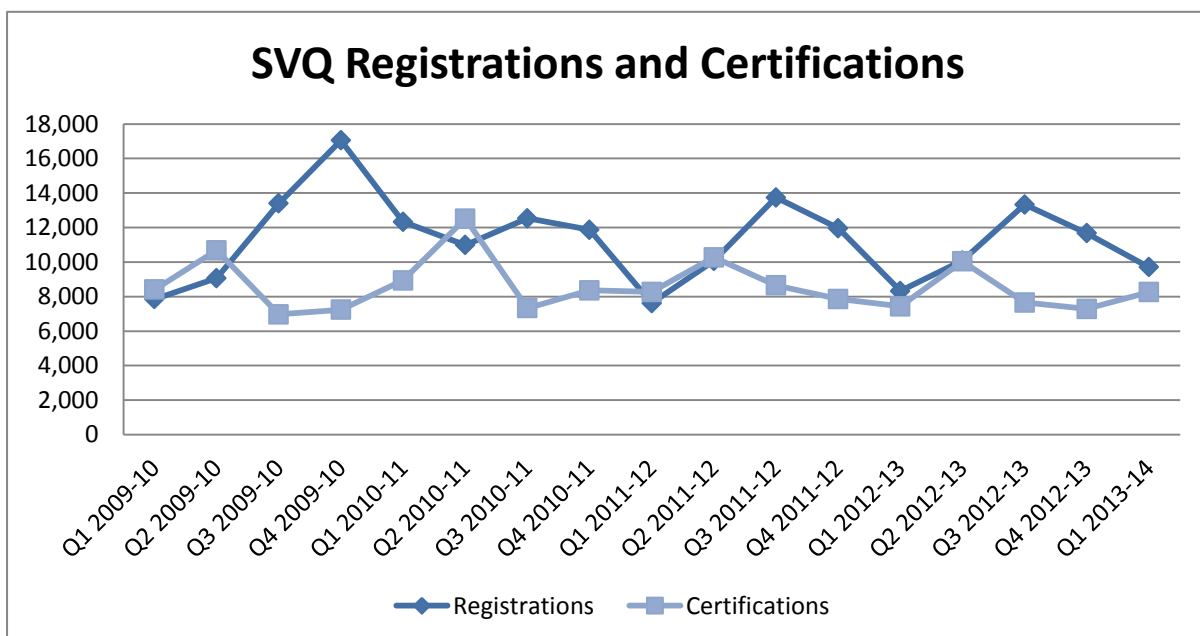
Analysis by qualification type

SQA Accreditation has collected SVQ data from awarding bodies for several years and is able to present trends in this data. Since starting to collect data for Regulatory and Licensing (R&L) and 'Other' qualifications in April 2010, it is now possible to start providing similar analysis across all qualification types without limiting statistics to SVQs. This should give a better picture of the landscape for accredited qualifications.

Scottish Vocational Qualifications (SVQ)

During the first quarter of 2013–14 (April-June) 9,705 SVQ registrations were received, across all SVQ levels.

Figure 2 — SVQ registrations and certifications



This is an increase of 16% (1,380 registrations) compared to the same time last year, and an increase of 27% from the same quarter in 2010–11. The graph above is beginning to show a fairly stable pattern. As expected, the registrations for SVQs drop in this quarter and will very likely increase as the academic year gets underway.

During the same period, 8,263 SVQ certifications were submitted across all levels; an increase of 11% compared to the same quarter last year and a negligible decrease (just above 0%) from the same time in 2010.

These registrations and certifications cover 931 different qualifications, offered by 20 different awarding bodies. During this quarter, SVQs represented 72% (8% less than last quarter) of all currently accredited qualifications, 42% of all registrations and 43% of all certifications.

The SVQ with the highest number of registrations and certifications this quarter was the SQA SVQ 2 Health and Social Care at SCQF level 6, which had 955 registrations and 10,36

certifications. This qualification has shown the highest number of registrations for an SVQ in every quarter since the beginning of the 2011–12 financial year.

Analysis by SVQ level

The majority of SVQ registrations were at Level 3, with 4,759 registrations, representing 49% of SVQ registrations. The majority of SVQ certifications were at Level 2; with 3,962 certifications, representing 48% of SVQ certifications during the first quarter of 2013–14 (April–May) (see Figures 3 and 4).

Figure 3 — Registrations by SVQ Level

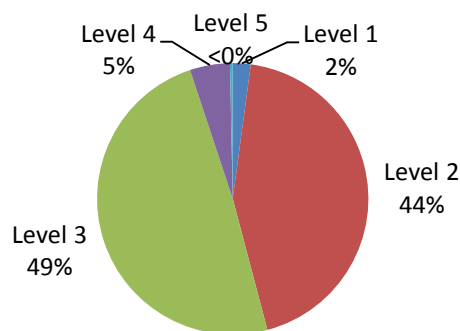
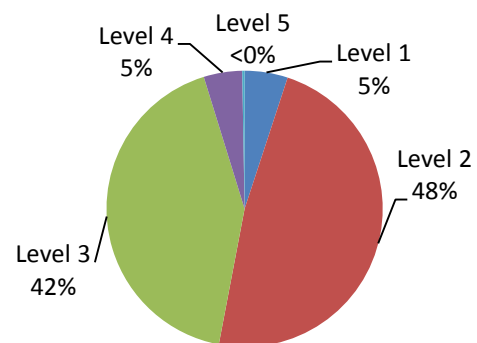


Figure 4 — Certifications by SVQ Level



The distribution of registrations and certifications across levels remains relatively stable, with the majority of registrations and certifications remaining at Levels 2 and 3 in line with previous years (regardless of the inclusion/exclusion of data from City and Guilds). Level 2 and 3 SVQs show higher levels of registrations and certifications because there are considerably more of these qualifications relative to other levels, as shown in Table 3.

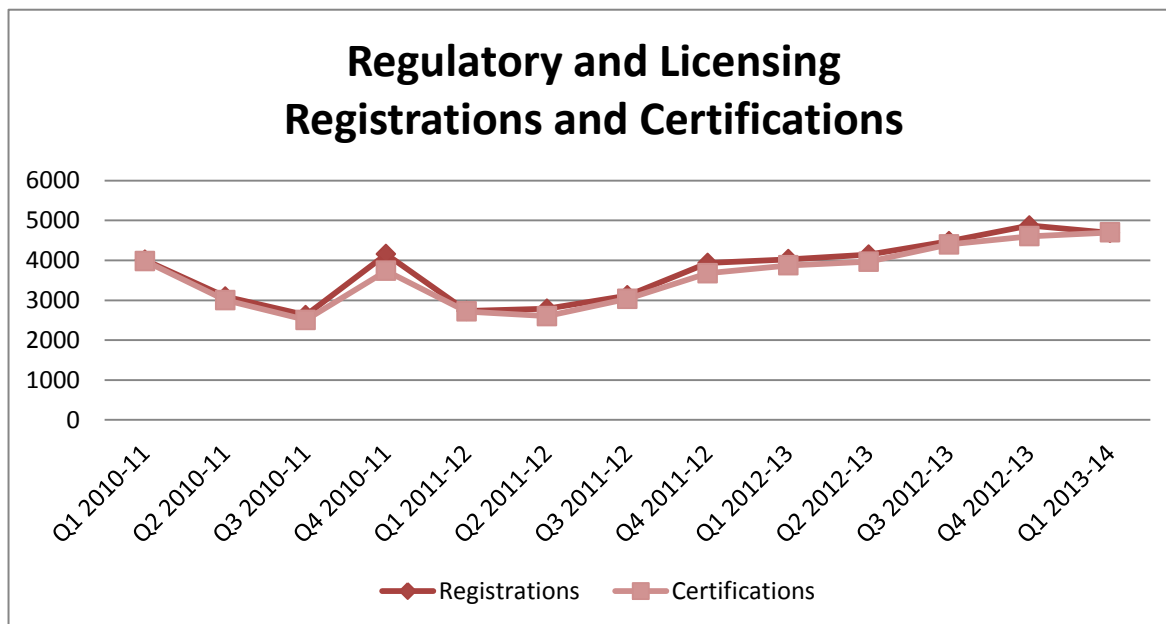
Table 3 — SVQ Levels

SVQ Level	No. of SVQs
Level 1	43
Level 2	380
Level 3	439
Level 4	58
Level 5	12

This may be linked to SVQs at Levels 2 and 3 forming a considerable part of Modern Apprenticeships.

Regulatory and Licensing qualifications (R&L)

Figure 5 — Regulatory and Licensing registrations and certifications



During the first quarter of 2013–14 (April-June), 4,687 Regulatory and Licensing registrations were submitted to SQA Accreditation. This is an increase of 16% compared to the same time last year. During the same period 4,701 Regulatory and Licensing certifications were submitted to SQA Accreditation; also an increase (of 21%) compared to the same quarter last year. There has been a steady increase in the number of registrations and certifications for Regulatory and Licensing qualifications since Q2 2011–12 (see above). We should expect this trend to continue if the number of accredited qualifications of this type continues to increase.

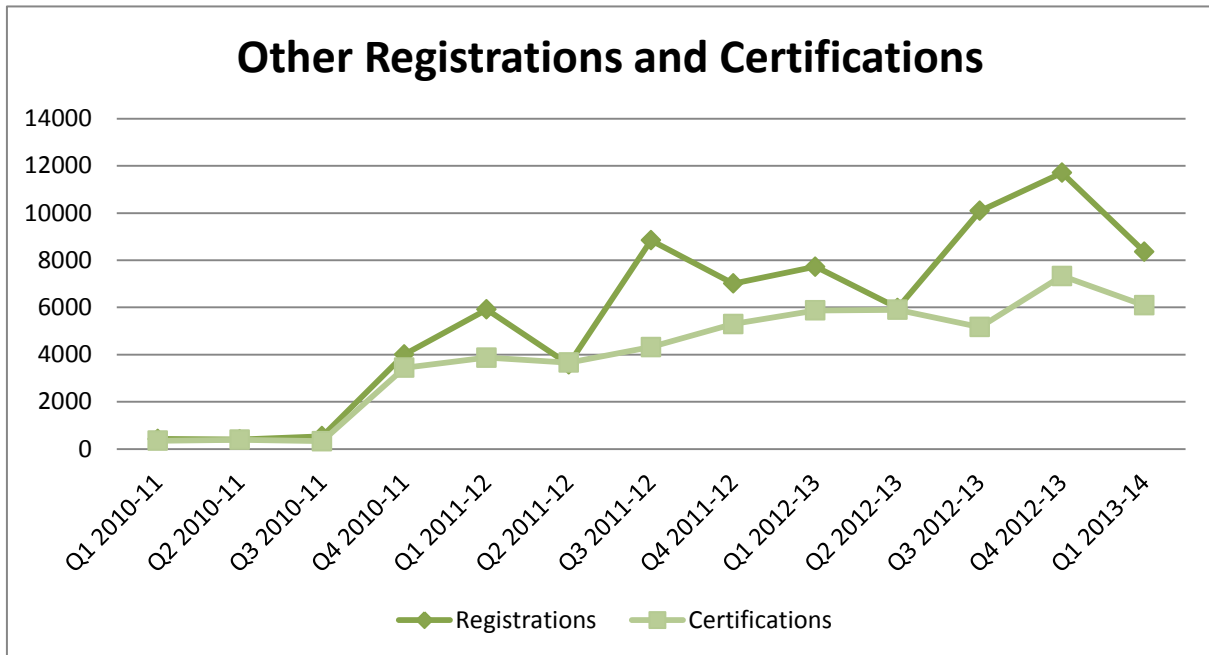
These registrations and certifications cover 47 different qualifications, offered by 12 different awarding bodies. During this quarter, Regulatory and Licensing qualifications represented 6% of all currently accredited qualifications, 20% of all registrations, and 24% of all certifications. The Regulatory and Licensing qualification with the highest number of registrations this quarter was the BIIAB Award in Door Supervision (Scotland), with 645 registrations. This qualification also experienced the highest number of R&L certifications (also 645).

All other accredited qualifications (Other)

During the last quarter of 2013–14, 8,359 registrations for 'Other' qualifications were submitted to SQA Accreditation. This is an increase of 8% compared to the same quarter of the previous year. During the same period 6,090 'Other' certifications were submitted; an increase of 4% compared to the same quarter of the previous year. 'Other' qualifications had shown a steady increase in certifications over the last year until this quarter.

We expect to see the number of registrations and certifications continue to rise in line with the number available.

Figure 6 — ‘Other’ registrations and certifications



These registrations and certifications cover 189 different qualifications, offered by 21 different awarding bodies. During this quarter, other qualifications represented 22% of all currently accredited qualifications, 36% of all registrations and 32% of all certifications.

The ‘Other’ qualification with the highest number of registrations this quarter was, once again, the NEBOSH National General Certificate in Occupational Health and Safety with 2,939 registrations. This qualification also experienced the highest number of ‘Other’ certifications with 1,645 certifications.

Analysis by awarding body

During Q1 2013–14 (April–June) the awarding body with the highest number of SVQ registrations overall was SQA, with 7,247 registrations (74% of all SVQ registrations). This awarding body also experienced the highest number of SVQ certifications overall, with 6,394 certifications (78% of all SVQ certifications).

For Regulatory and Licensing qualifications, the top awarding body for certifications and registrations was BIIAB, with 1,694 registrations (36% of all Regulatory and Licensing registrations) and 1,660 certifications (35% of all Regulatory and Licensing certifications).

NEBOSH was the top registering and certificating awarding body for ‘Other’ qualifications with 4,955 registrations (59% of all ‘Other’ registrations) and 3,044 certifications (50% of all ‘Other’ certifications).

Figure 7 — Types of registrations by awarding body

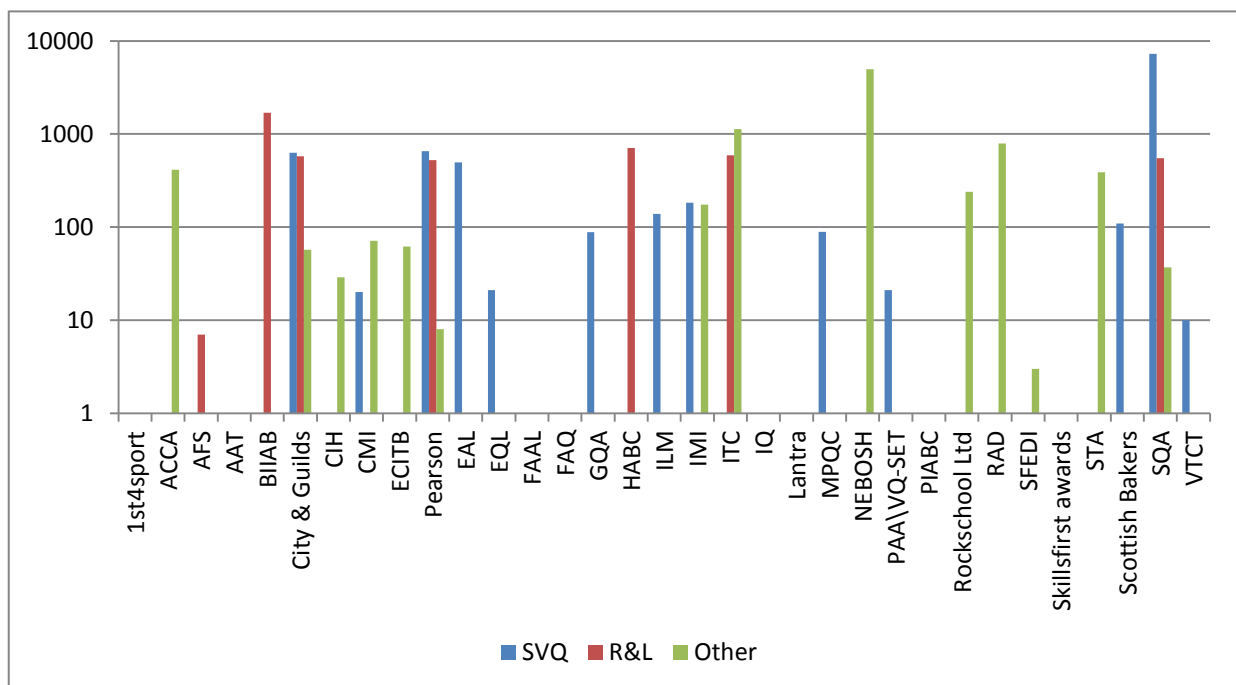
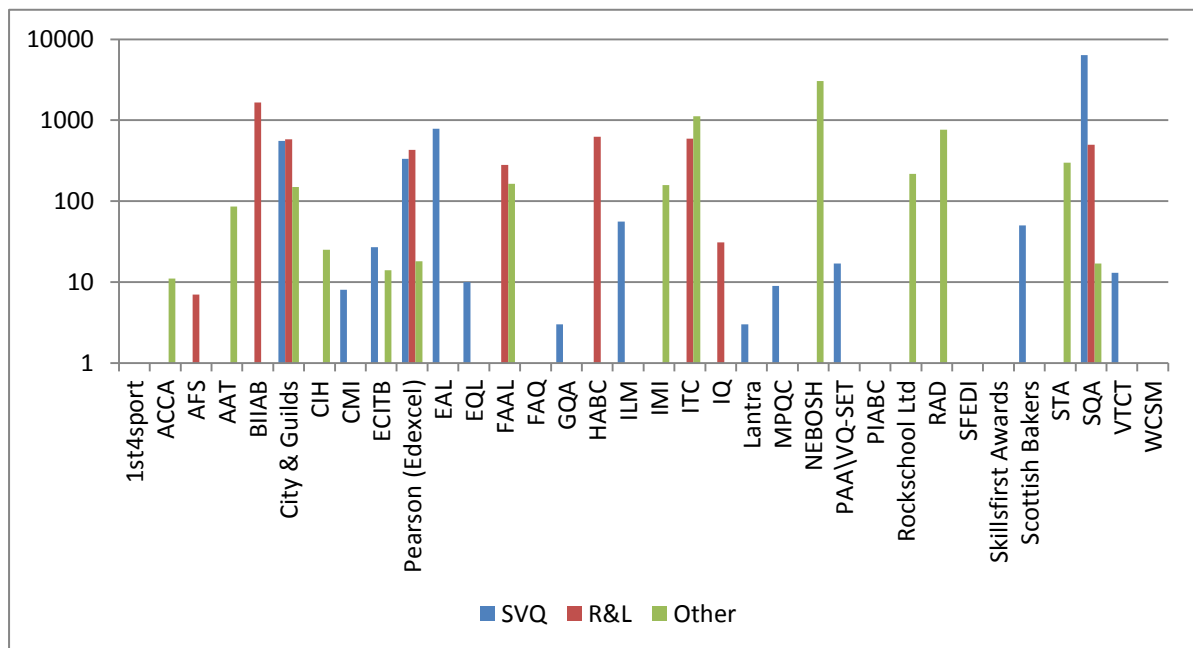


Figure 8 — Types of certifications by awarding body



Throughout Q1 2013–14, SFEDI Awards, 1st4sport, FAQ, PIABC, Skillsfirst Awards Ltd, and the Worshipful Company of Spectacle Makers (WCSM) all indicated that they had no registrations or certifications for any of their qualifications. As Skillsfirst Awards Ltd and SFEDI Awards are very recently approved awarding bodies, it is no surprise that they have no candidates at this time.

In terms of breakdown by qualification type, awarding bodies tend to focus on specific qualification types, with only SQA, Pearson (EDI) and City & Guilds registering and certificating qualifications across all types. (See Figures 7 and 8 above — please note the scale used in these graphs has been adjusted to make the figures more readable.)

Analysis by area of competence

At the point of accreditation, each qualification is assigned to one of the following 11 areas of competence:

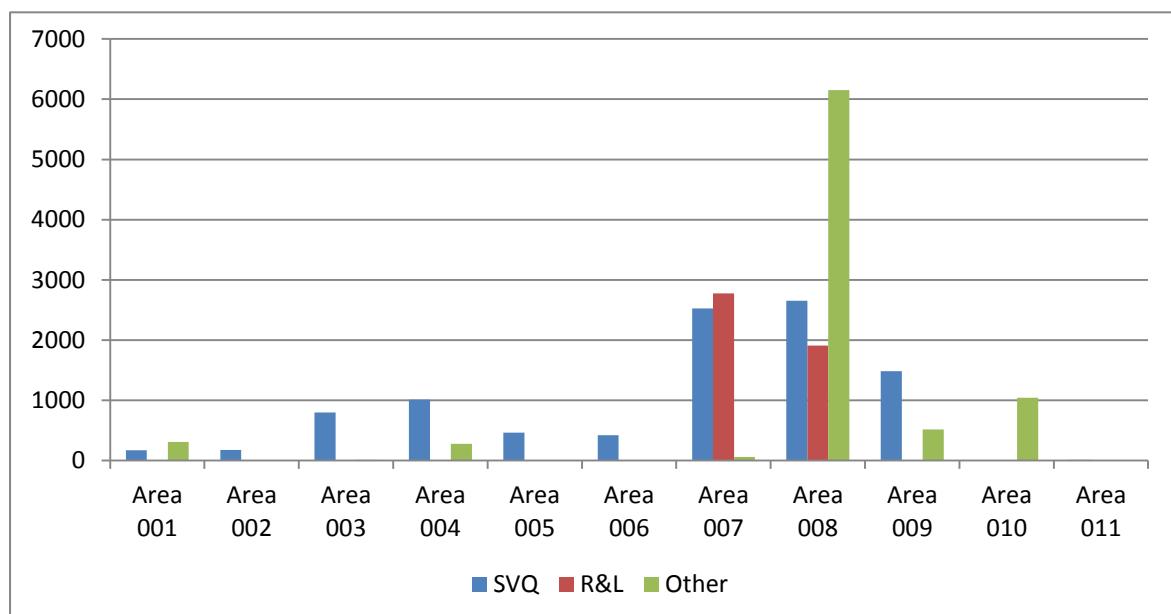
- ◆ 001 Tending Animals, Plants and Land
- ◆ 002 Extracting and Providing Natural Resources
- ◆ 003 Constructing
- ◆ 004 Engineering
- ◆ 005 Manufacturing
- ◆ 006 Transporting
- ◆ 007 Providing Goods and Services
- ◆ 008 Providing Health, Social Care and Protective Services
- ◆ 009 Providing Business Services
- ◆ 010 Communicating and Entertaining
- ◆ 011 Developing and Extending Knowledge and Skill

Each awarding body and sector skills council has a responsibility for verifying the allocation of these areas on a monthly basis when they are published on SQA Accreditation’s website: <http://www.sqa.org.uk/sqa//42336.html>. These classifications are combined with registration and certification data submitted by awarding bodies to produce the statistics below.

Registrations by areas of competence

Registrations across areas of competence vary considerably. Figure 9 provides an overview of the number of registrations for each area of competence further broken down by qualification type. While the addition of City & Guilds data from Q2 2012-13 has pushed up the overall figures, the trends remain fairly constant.

Figure 9 — Registrations by area of competence and qualification type



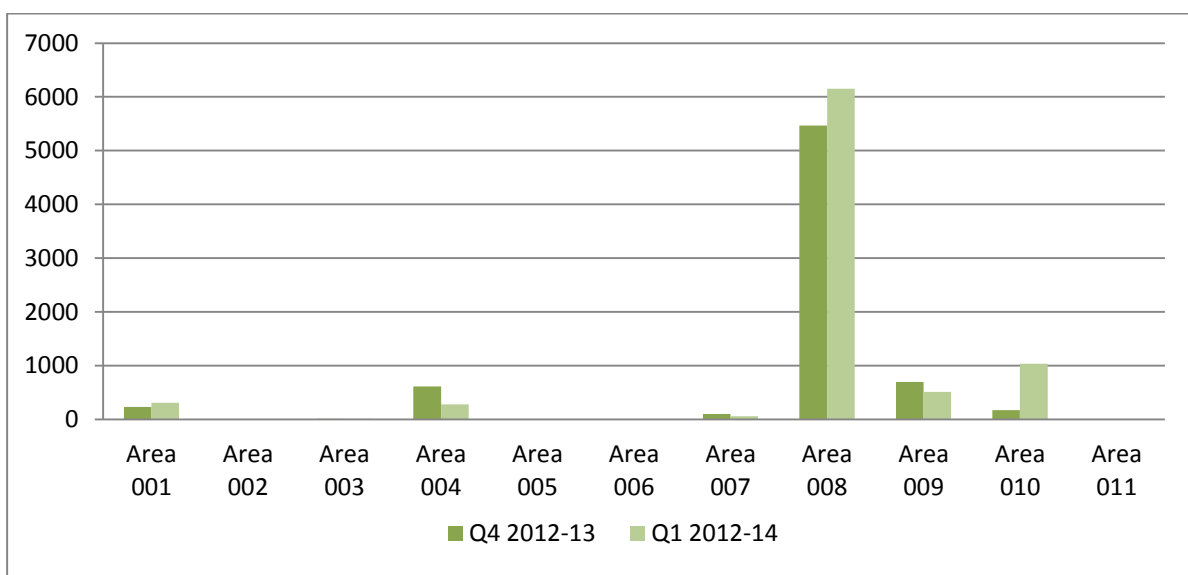
- ◆ The area of competence that experienced the highest number of SVQ registrations was Area 008: Providing Health, Social Care and Protective Services, which had 2,654 registrations, representing 27% of SVQs during the first quarter of 2013–14 (April-May).
- ◆ The area of competence that experienced the highest number of Regulatory and Licensing registrations was Area 007: Providing Goods and Services, with 2,777 registrations, representing 59% of Regulatory and Licensing qualifications during the first quarter of 2012–13 (April-June).
- ◆ The area of competence that experienced the highest number of ‘Other’ registrations was Area 008: Providing Health, Social Care and Protective Services with 6,150 registrations, representing 73% of ‘Other’ qualifications during the last quarter of 2013–14 (April-June).

There were few changes to the distribution of registrations for ‘Other’ qualifications compared to quarter 4 2012–13:

- ◆ Area 008: Providing Health, Social Care and Protective Services had the highest number of registrations again this quarter (6,150). This has increased by 16% (681) from the last quarter. As the most popular qualification of this type (by quite a large margin) is the NEBOSH National General Certificate in Occupational Health and Safety it is unsurprising that Area 008 has the highest uptake.
- ◆ There has been a significant increase for ‘Other’ qualifications in Areas 008 and 010. This is a stark contrast compared to the last quarter when both of these areas of competence showed a large decrease in registrations.
- ◆ The sharp increase in Area 010 is caused by the much improved performance of the Royal Academy of Dance Qualifications in this quarter.

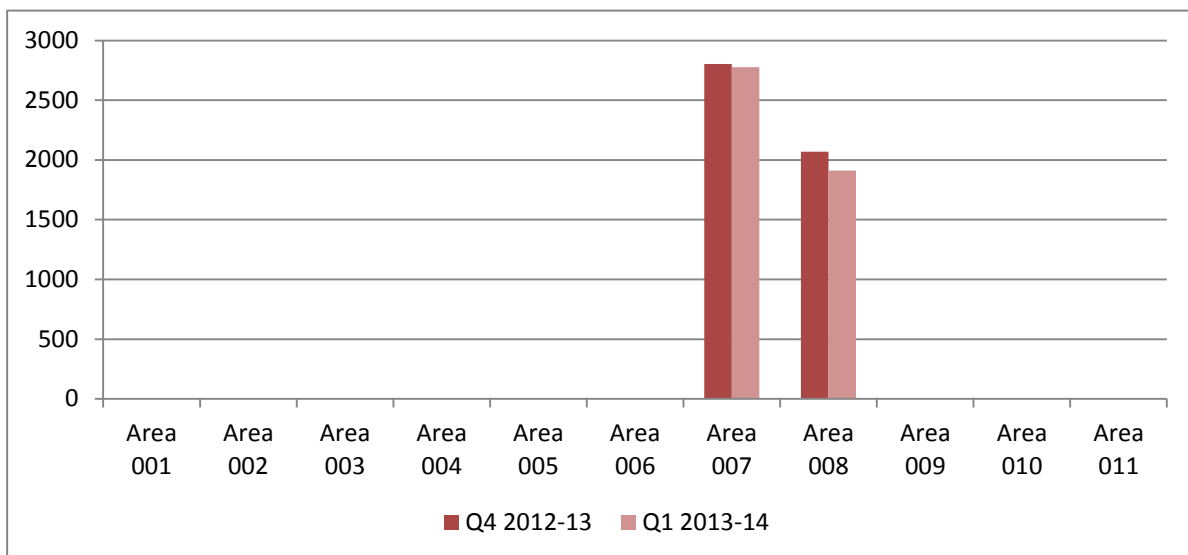
These movements are shown in Figure 10.

Figure 10 — Registrations for ‘Other’ qualifications



The number of registrations for Regulatory and Licensing qualifications decreased very slightly this quarter across both of the areas of competence in which they are available. There was a decrease of <1% (25 registrations) for Area 007: Providing Goods and Services, and a decrease of 8% (159 registrations) for Area 008: Providing Health, Social Care and Protective Services (as shown in Figure 11). Currently, Regulatory and Licensing qualifications are only offered in these two areas.

Figure 11 — Registrations for Regulatory and Licensing qualifications

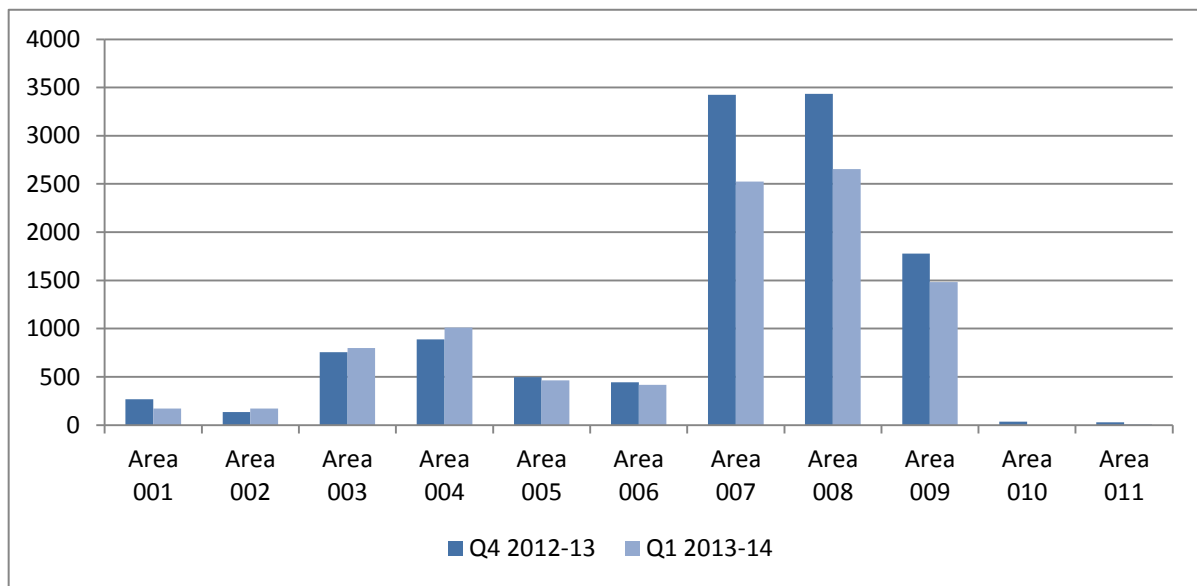


Up until recently, SVQs were offered in all 11 Areas of Competence. However, at the moment there are none available in Area 010: Communicating and Entertaining. One reason for this may be that the industry is moving towards shorter, more flexible, awards.

Compared to the previous quarter, SVQ registrations decreased again in Q1 of this year. The previous trends would suggest that there will be an overall increase across all available Areas next quarter. Areas 007 and 008 have experienced the most significant of these with, Area 007 decreasing by 26% (898 registrations), and Area 008 down by 22% (779 registrations).

- ◆ The total number of registrations for SVQs in Areas 007: Providing Goods and Services and 008: Providing Health, Social Care and Protective Services has decreased considerably. This is due mainly to the time of year (similar trends have been seen in Q1 previously).
- ◆ The only real surprise is that there has been an increase (however slight) in Areas 002, 003 and 004. The increase in Area 004 is most likely related to the 241 registrations for the City and Guilds SVQ 3 in Light Vehicle Maintenance and Repair at SCQF Level 7 (this was accredited at the start of Q1).
- ◆ The other possible reason for the increases in these areas could be funding linked to Modern Apprenticeships as the qualifications with uptake in these areas are contained in M/A frameworks.

Figure 12 — Registrations for SVQs

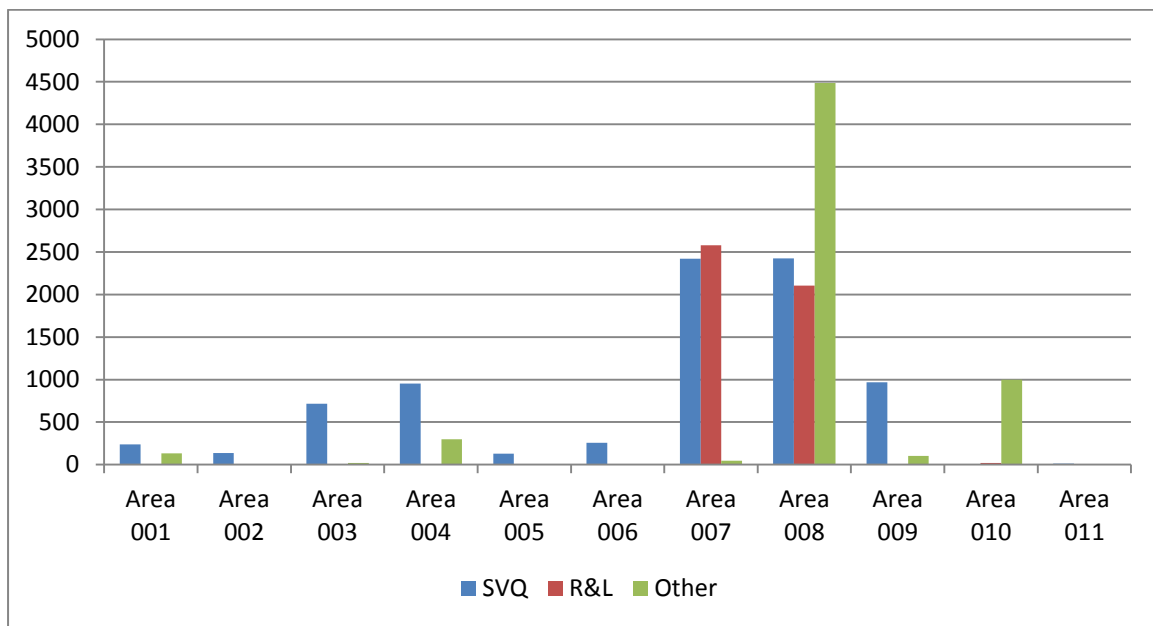


Certifications by area of competence

Certifications by area of competence are lower than registrations, yet the general trends are similar in the sense that the most certifications were for areas 004, 007, 008 and 009, as shown in Figure 13.

- ◆ The area of competence that experienced the highest number of SVQ certifications was Area 008: Providing Goods and Services, with 2,426 certifications, representing 29% of SVQs during this period.
- ◆ The area of competence that experienced the highest number of Regulatory and Licensing certifications was Area 007: Providing Goods and Services with 2,579 certifications, representing 55% of Regulatory and Licensing qualifications during the same period.
- ◆ The area of competence that experienced the highest number of 'Other' certifications was Area 008: Providing Health, Social Care and Protective Services with 4,485 certifications, representing 74% of 'Other' qualifications during the same period.

Figure 13 — Certifications by area of competence and qualification type



When comparing this year's Q1 certifications to Q1 2012–13, the distribution of certifications across the areas of competence and qualification types is slightly different. The increase in certifications for 'Other' qualifications in Area 004: Engineering, can be attributed to the various Awards in Vehicle Maintenance and Repair and Vehicle Technology qualifications developed by IMI. The increase in certifications for Regulatory and Licensing qualifications is due to the performance of the various Scottish Personal License Holder (SCPLH) awards. The distribution of certifications for the other Areas of Competence, remain fairly stable.

Analysis by qualification developer

SQA Accreditation focuses more directly on analysis by area of competence, rather than sector skills councils (SSCs) or qualification developers, because some SSCs develop qualifications across a range of sectors. Nevertheless, the breakdown of registrations and certifications by qualification developer is presented in Figures 14 and 15.

Figure 14 — Registration by qualification structure developer

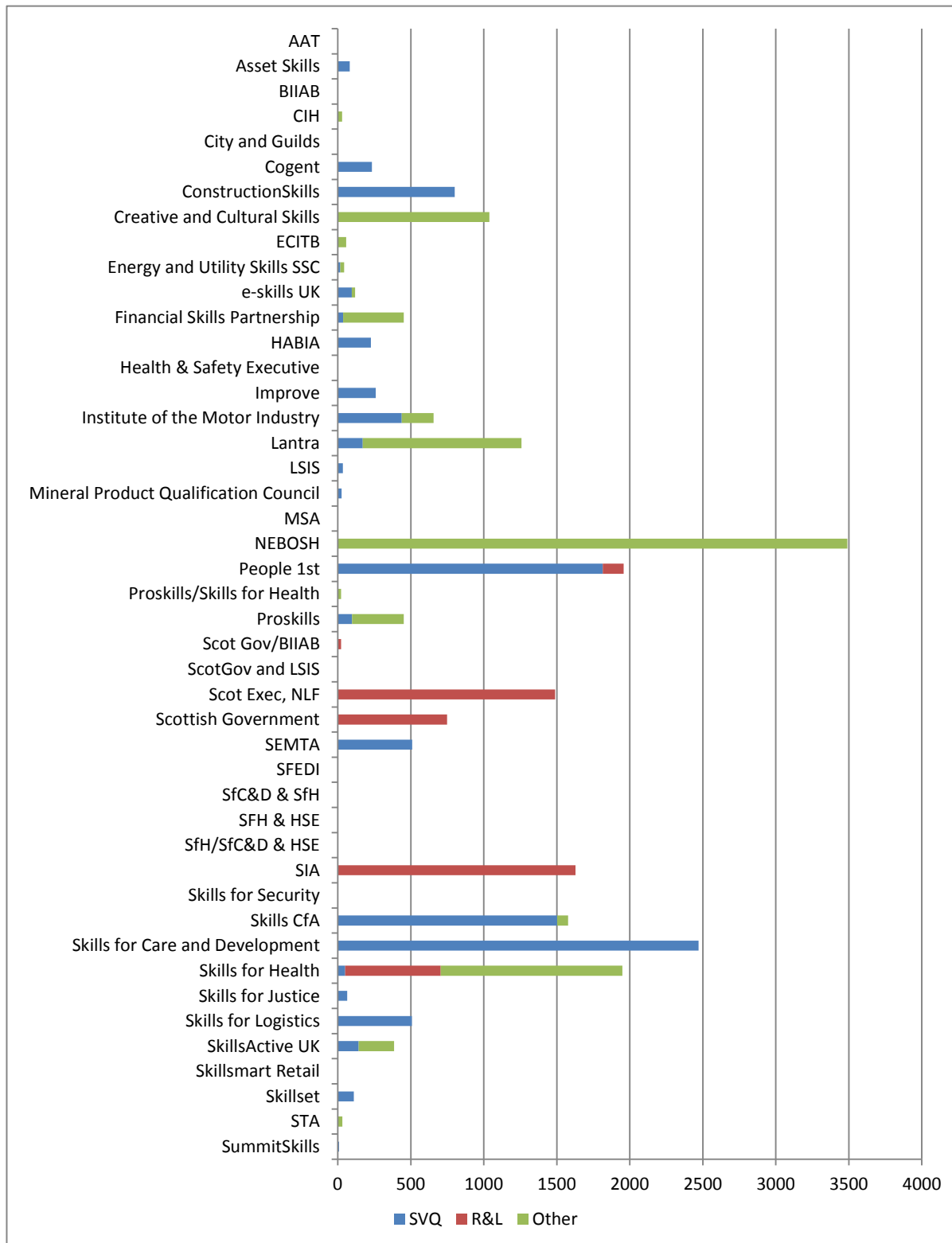
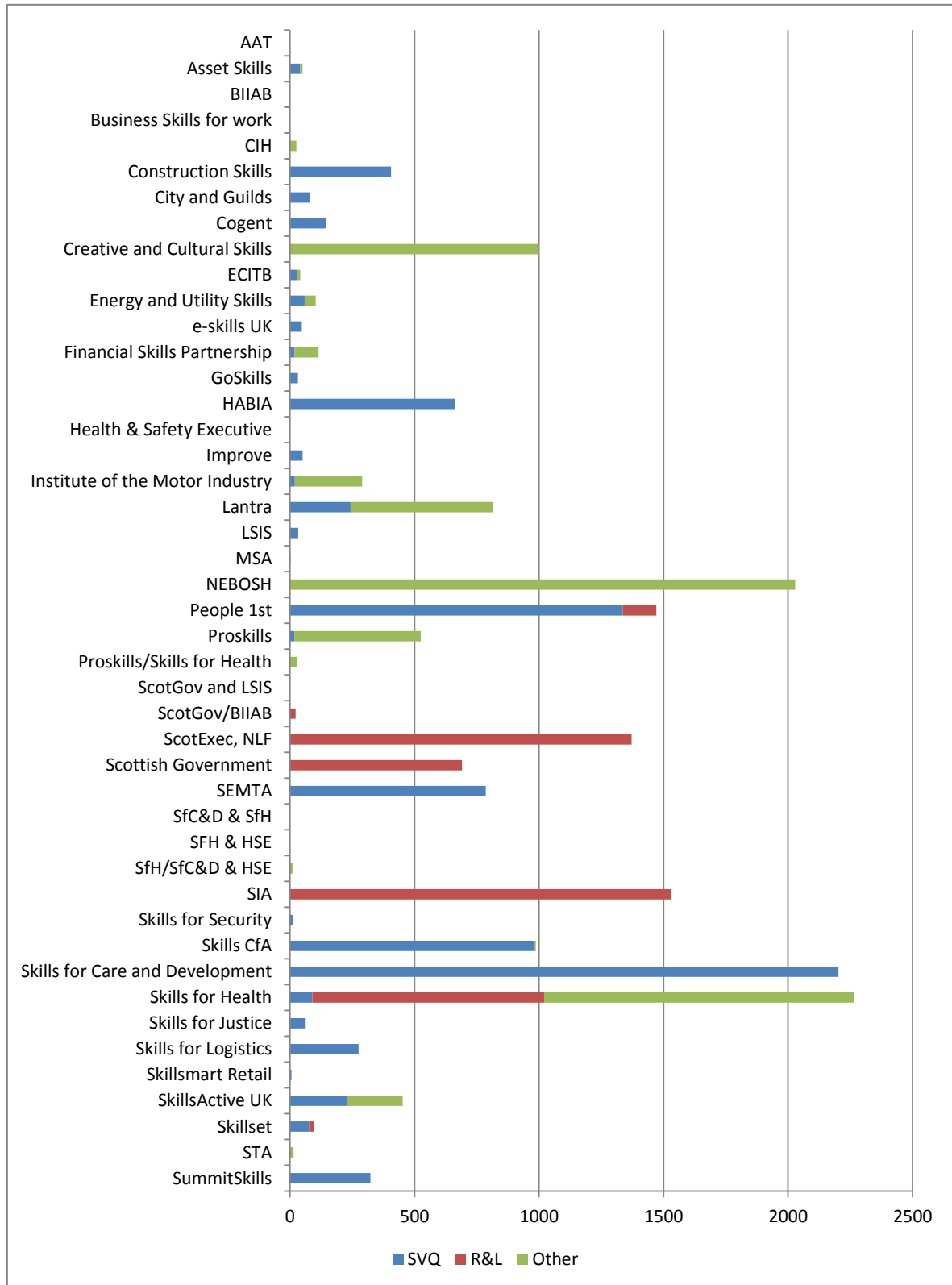


Figure 15 — Certification by qualification structure developer

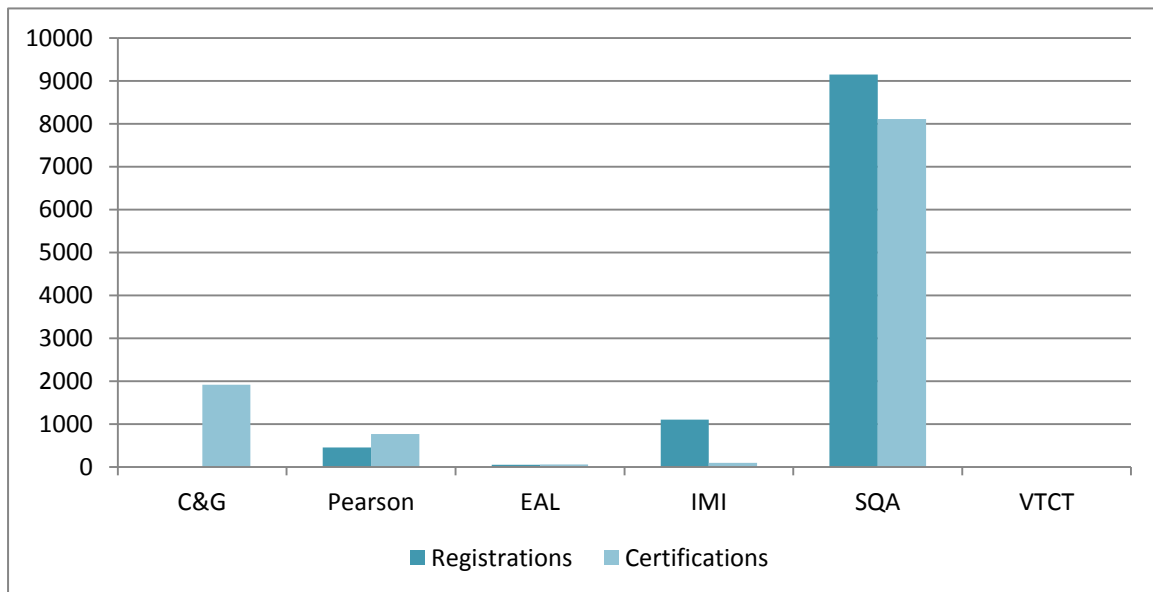


Workplace Core Skills

During the first quarter of 2013–14 there were 135 Workplace Core Skills accredited. These range from SCQF level 3 to SCQF level 6.

There were 9,149 Workplace Core Skills registrations and 8,108 certifications in total. The awarding body with the most registrations and certifications was SQA, with 85% of registrations and 74% of certifications.

Figure 16 — Core Skills by awarding body



The Workplace Core Skill with the most registrations Information and Communication Technology (SCQF level 4) with 1,515 registrations. The Core skill with the most certifications was Working with Others at SCQF Level 4 with 1,193 certifications.

Registrations and certifications for Workplace Core Skills are highest in all categories at SCQF level 4, as shown in Figures 17, 18, 19, 20 and 21.

Figure 17 — Communication Core Skill

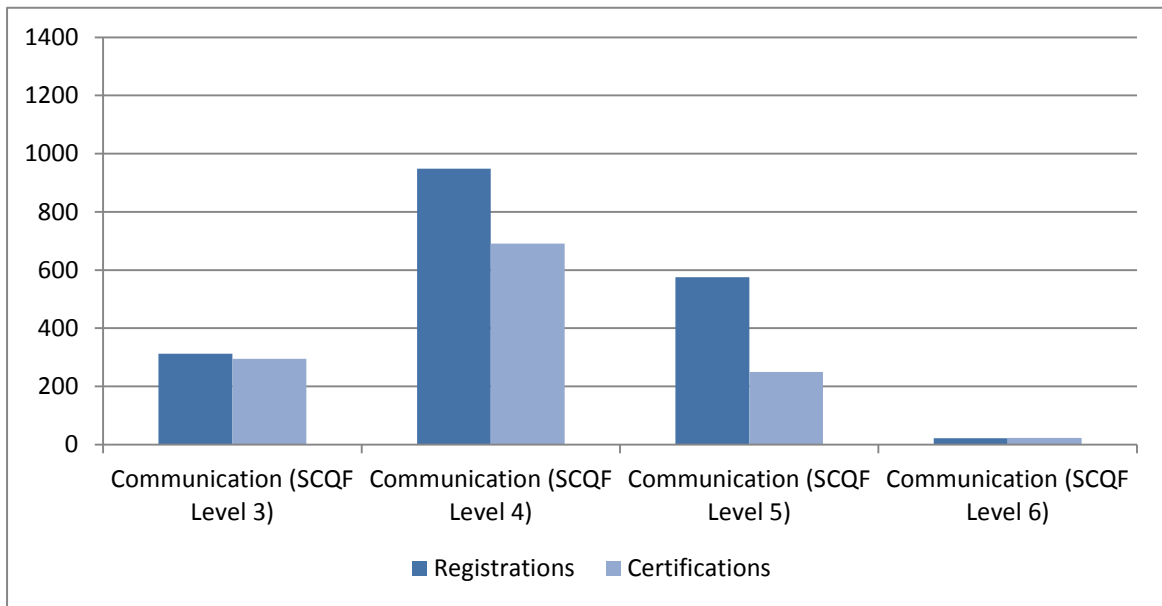


Figure 18 — Information and Communication Technology Core Skill

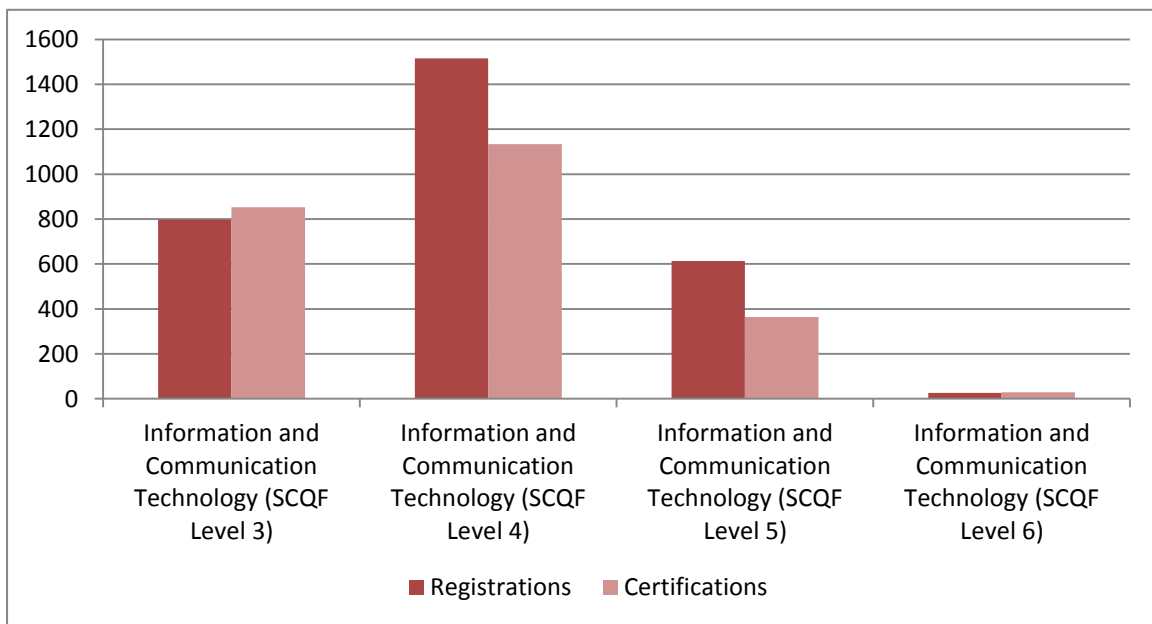


Figure 19 — Numeracy Core Skill

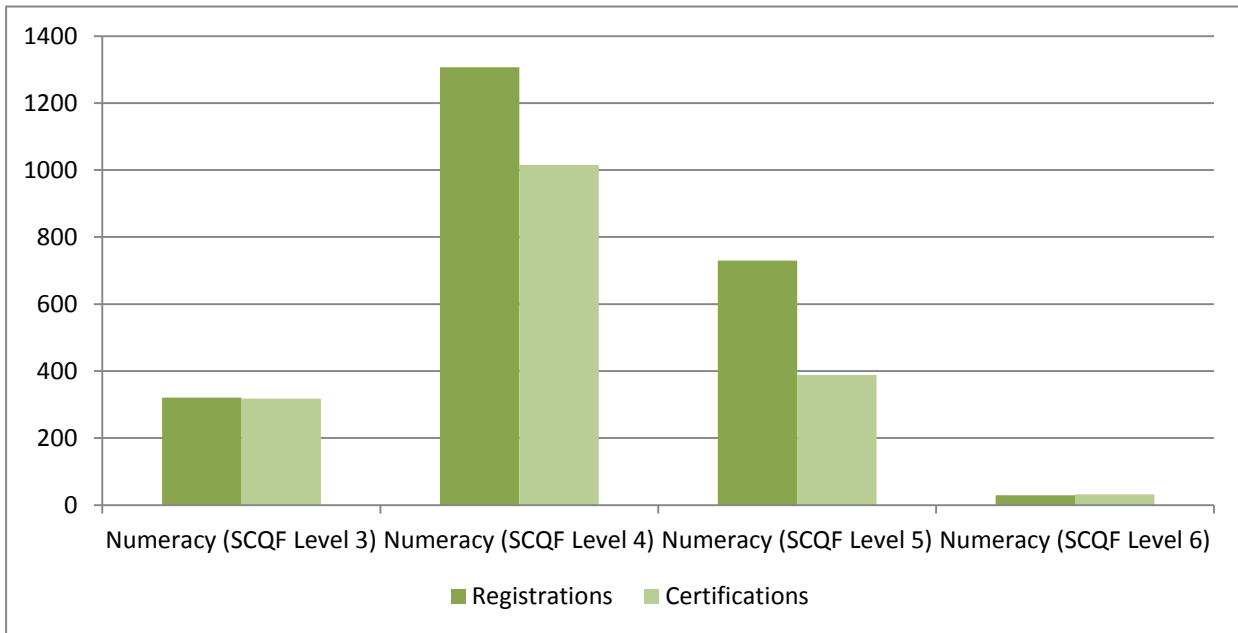


Figure 20 — Problem Solving Core Skill

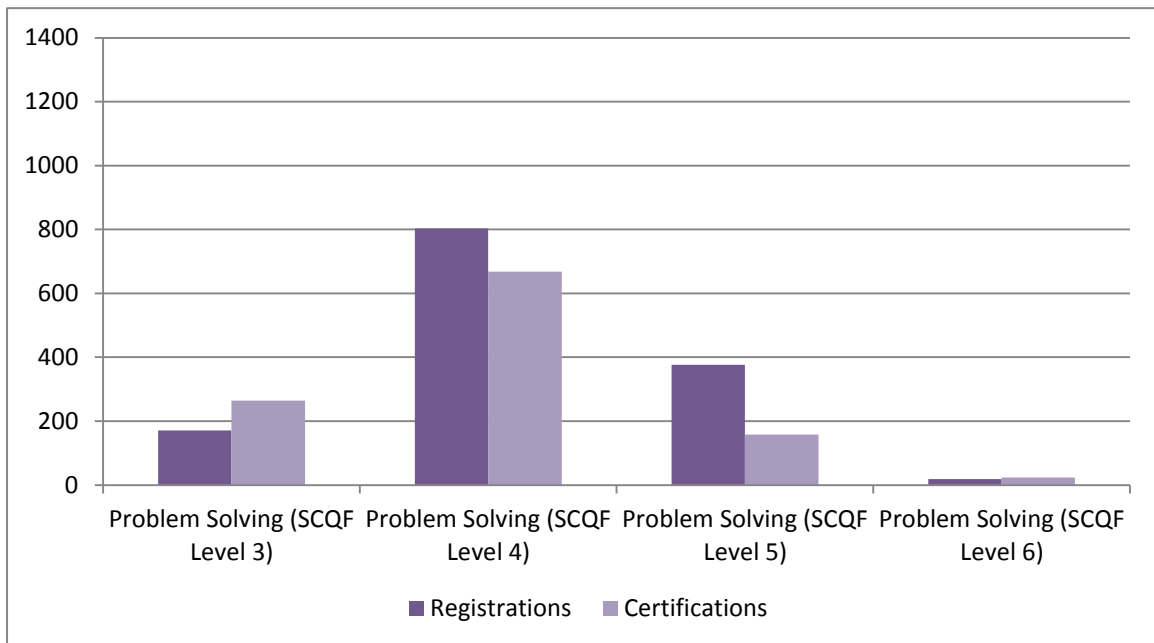


Figure 21 — Working with Others Core Skill



Glossary

Term	Description
Area of competence	There are 11 occupational areas of competence. These range from Tending Animals, Plants and Land, to Engineering to Developing and Extending Knowledge and Skill. All SVQs are organised by the area of competence to which they belong.
Certifications	The process by which a centre requests a SVQ certificate for a candidate who has completed the full SVQ.
'Other' accredited qualification	All 'Other' accredited qualifications that are not SVQs or Regulatory and Licensing qualifications.
Registrations	The process by which a centre informs an awarding body that a candidate has commenced working towards an SVQ.
Regulatory and Licensing Qualification	Qualifications which are defined or required by industry regulators, such as the Security Industry Authority, and often underpin licence to practise schemes.
Scottish Vocational Qualification	Scottish Vocational Qualifications (SVQs) are qualifications which combine skills, knowledge and ability within a specific occupational area and are delivered in a workplace setting. The standards for SVQs are designed by the appropriate sector skills council (SSC).

Awarding bodies

Acronym	Awarding body
Not Applicable	1st4sport Qualifications
AFS	Alcohol Focus Scotland
AAT	Association of Accounting Technicians
ACCA	Association of Chartered Certified Accountants
Not Applicable	BIIAB
CIH	Chartered Institute of Housing
CMI	Chartered Management Institute
Not Applicable	City & Guilds
ECITB	Engineering Construction Industry Training Board
EQL	Equestrian Qualifications GB Limited
EAL	Excellence, Achievement and Learning Limited
FAAL	First Aid Awards Limited
FAQ	Future (Awards & Qualifications) Ltd
GQA	GQA Qualifications Limited
HABC	Highfield Awarding Body for Compliance
IMI	IMI Awards Limited
IQ	Industry Qualifications
ILM	Institute of Leadership and Management

Acronym	Awarding body
IRRV	Institute of Revenues Rating and Valuation
ITC	ITC First Aid Limited
Not Applicable	Lantra
MPQC	Mineral Products Qualifications Council
NEBOSH	National Examination Board in Occupational Safety and Health
Not Applicable	PAA/VQ-SET
Not Applicable	PIABC
Not Applicable	Pearson Education Limited
Not Applicable	Rockschool Limited
RAD	Royal Academy of Dance
Not Applicable	Safe Cert Awards Limited
STA	Safety Training Awards
Not Applicable	SFEDI Awards
Not Applicable	Skillsfirst Awards Ltd
Not Applicable	Scottish Bakers
SQA	Scottish Qualifications Authority
VTCT	Vocational Training Charitable Trust
WCSM	Worshipful Company of Spectacle Makers