

# Quarterly Statistics Report

*Report on accredited qualifications*

*April–June 2014*

Publication date August 2014

Publication code: AE5955

Published by the Scottish Qualifications Authority

The Optima Building, 58 Robertson Street, Glasgow, G2 8DQ

Lowden, 24 Wester Shawfair, Dalkeith, Midlothian EH22 1FD

**[www.sqa.org.uk](http://www.sqa.org.uk)**

The information in this publication may be reproduced in support of SQA qualifications. If it is reproduced, SQA should be clearly acknowledged as the source. If it is to be used for any other purpose, then written permission must be obtained from SQA. It must not be reproduced for trade or commercial purposes.

© Scottish Qualifications Authority 2014

# Contents

<b>Executive summary</b>	<b>1</b>
<b>Introduction</b>	<b>3</b>
<b>Quarterly statistics</b>	<b>4</b>
Currently accredited qualifications	5
Top 10 registrations and certifications	5
Analysis by qualification type	7
Analysis by awarding body	12
Analysis by area of competence	14
Analysis by qualification developer	19
Workplace Core Skills	21
<b>Glossary</b>	<b>25</b>
<b>Awarding bodies</b>	<b>26</b>

# Executive summary

This report provides an overview of qualification activity for SQA Accreditation approved awarding bodies for the first quarter (Q1) of 2014–15 (April–June 2014). The data is obtained directly from awarding bodies as part of their quarterly submission requirements, and it is they who are responsible for ensuring the accuracy of the data supplied.

Data for City & Guilds was not included in Quarterly Statistics Reports between Q4 2010–11 and Q2 2012–13.

Data for the Chartered Management Institute (CMI) had been omitted from the Q3 2012–13 Quarterly Statistics Report. As this relates to a relatively small number of qualifications, it does not affect the report's figures or findings significantly.

While data from Pearson (EDI) and Pearson (Edexcel) is submitted to SQA Accreditation separately, their figures have been combined in this report as both awarding bodies are in the process of merging.

## Currently accredited qualifications

At the end of the first quarter of 2014–15 there were 1,030 current, accredited qualifications. These consisted of 703 Scottish Vocational Qualifications (SVQs) (68% of all qualifications), 59 Regulatory and Licensing qualifications (6% of all qualifications), and 268 'Other' accredited qualifications (26% of all qualifications). There has been a 1% increase in the number of available qualifications (19 in total) compared to the same time last year.

SQA Accreditation collects quarterly registration and certification data from all its approved awarding bodies. This is a summary of the data for Q1 2014–15:

**Scottish Vocational Qualifications (SVQs):** 9,246 SVQ registrations were received, across all levels — 459 registrations (5%) less than the same quarter in the previous year. During the same period 8,577 SVQ certifications were submitted across all levels — an increase of 4% compared to the same quarter in the previous year. Levels 2 and 3 had the highest number of registrations and certifications, reflecting the high number of qualifications at these levels, as well as their popularity in Modern Apprenticeship (MA) frameworks.

**Regulatory and Licensing qualifications:** 17,588 Regulatory and Licensing registrations were submitted to SQA Accreditation — an increase of 43% compared to Q4 2012–13. During the same period 17,064 Regulatory and Licensing certifications were submitted to SQA Accreditation — an increase of 47% compared to the previous quarter.

**'Other' qualifications:** 9,964 'Other' qualification registrations were submitted to SQA Accreditation — an increase of 7% compared to the same period in 2013–14. During the same period 6,353 'Other' certifications were submitted — a decrease of 14% compared to Q1 2013–14.

## **Analysis by awarding body**

It is clear from the data that certain awarding bodies are more prominent in different qualification types. For example, in terms of registering and certifying SVQ candidates, SQA was the leading awarding body, while BIIAB was the leader for Regulatory and Licensing qualifications, and NEBOSH was the front-runner for 'Other' qualifications.

**SVQs:** SQA registered 7,245 candidates (78% of all SVQ registrations) and certificated 6,549 (76% of all SVQ certifications).

**Regulatory and Licensing qualifications:** BIIAB registered 7,134 candidates (40% of all Regulatory and Licensing registrations) and certificated 6,837 (40% of all Regulatory and Licensing certifications).

**Other:** NEBOSH registered 5,154 candidates (51% of all 'Other' registrations) and certificated 2,678 (42% of all 'Other' certifications).

## **Analysis by area of competence**

Area 007: Providing Goods and Services had the highest number of registrations and Area 008: Providing Health, Social Care and Protective Services had the highest number of certifications across all qualification types.

# Introduction

This statistical report is published by SQA Accreditation, which is the national accrediting body for Scotland. We set and specify the requirements for accrediting qualifications to support the needs of learners and employers in Scotland. We do this by promoting and maintaining public confidence in accredited qualifications and approved awarding bodies.

The information shown has been produced from data provided to SQA Accreditation by the respective awarding bodies. Data covers SQA accredited qualifications during the first quarter of 2014–15 (April–June) and focuses on those candidates who were:

- ◆ registered for an SQA accredited qualification
- ◆ certificated for an SQA accredited qualification

At the point of accreditation, all qualifications are allocated a *qualification type* and an *area of competence*, which are used to classify qualifications in this report. This provides information on the number of registrations and certifications according to awarding body, area of competence, qualification type and level. Data may be revised in subsequent reports due to late submission or if any errors are identified.

For upcoming data submissions, the following deadline dates apply and must be adhered to by all awarding bodies in order to ensure consistency and accuracy of data in future reports:

- ◆ 10 October 2014 for Q2 2014–15 data (July to September 2014)
- ◆ 16 January 2015 for Q3 2014–15 data (October to December 2014)
- ◆ 10 April 2015 for Q4 2014–15 data (January to March 2015)
- ◆ 10 July 2015 for Q1 2015–16 data (April to June 2015)

# Quarterly statistics

SQA Accreditation has always accredited SVQs. In 2006 the remit was extended to include accrediting Regulatory and Licensing qualifications, and later in 2009 this remit was further opened up to include the accreditation of all qualifications excluding degrees. This report covers all qualifications types that we accredit, categorised as:

- ◆ Scottish Vocational Qualifications (SVQs)
- ◆ Regulatory and Licensing qualifications (R&L)
- ◆ 'Other' accredited qualifications

The report presents an overview of accreditation activity for the first quarter (Q1) of 2014–15 (April–June 2014). It also reports qualifications statistics based on the data submitted to us by awarding bodies. Awarding bodies have responsibility for ensuring the accuracy of the data submitted.


Data for City & Guilds was not included in the Quarterly Statistics Reports from Q4 2010–11 to Q2 2012–13. As City & Guilds data has been included in this report, any significant impacts have been highlighted.

Data for the Chartered Management Institute (CMI) was omitted from the Q3 2012–13 Quarterly Statistics Report. The CMI data has been included in this report but this does not affect the report's figures or findings in a significant way.

## Currently accredited qualifications

At the end of the first quarter of 2014–15 there were 1,030 accredited qualifications. These were made up of 703 SVQs (68%), 59 Regulatory and Licensing qualifications (6%) and 268 'Other' accredited qualifications (26%).

Figure 1 — Accredited qualifications



The total number of qualifications accredited (not including lapsed qualifications) has increased from Q4 2013–14 by 22 (2%). There has been an increase in number for both Other qualifications and Regulatory and Licensing qualification types, while SVQs have fallen slightly. The distribution remains largely the same as last quarter.

Figure 2 — SVQ registrations and certifications

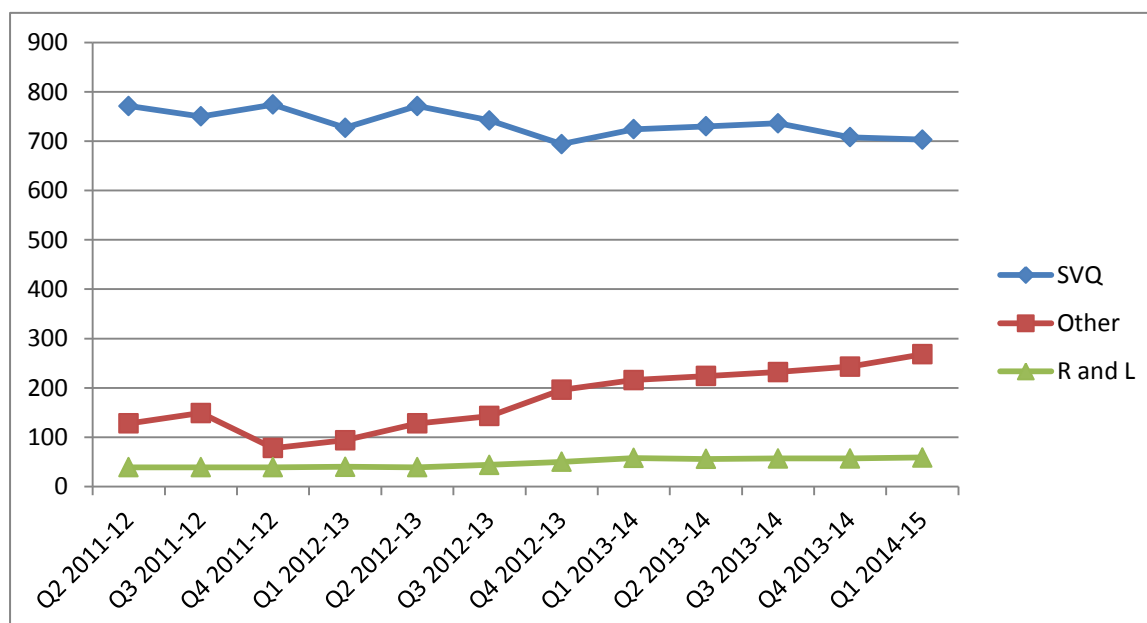


Figure 2 shows the change in the distribution of qualification types over a 3 year period. There has been a definite dip in the number of available SVQs which appears to be offset by the rise in 'Other' qualifications.



## Top 10 registrations and certifications

During the Q1 2014–15 the following 10 qualifications had the highest number of registrations across all qualification types:

Table 1 — Top 10 performing qualifications in terms of registrations

Qualification title	Qualification type	No of registrations
BIIAB Scottish Certificate for Personal Licence Holders (Refresher) at SCQF Level 6	Regulatory	4,713
NEBOSH National General Certificate in Occupational Health and Safety	Other	2,993
City & Guilds Scottish Certificate for Personal Licence Holders (Refresher) at SCQF Level 6	Regulatory	2,025
HABC Scottish Certificate for Personal Licence Holders (Refresher) at SCQF Level 6	Regulatory	1,411
BIIAB Scottish Certificate for Personal Licence Holders at SCQF Level 6	Regulatory	1,380
HABC Award in Door Supervision (Scotland) at SCQF Level 6	Regulatory	1,102
SQA SVQ 2 Social Services and Healthcare at SCQF Level 6	SVQ	881
ITC Certificate in Outdoor First Aid SCQF Level 5	Other	815
SQA Scottish Certificate for Personal Licence Holders (Refresher) at SCQF Level 6	Regulatory	745
SQA Emergency First Aid at Work at SCQF Level 5	Regulatory	682

During the first quarter of 2014–15 (April–June) the following 10 qualifications experienced the highest number of certifications across all qualification types:

**Table 2 — Top 10 performing qualifications in terms of certifications**

<b>Qualification title</b>	<b>Qualification type</b>	<b>No of certifications</b>
BIIAB Scottish Certificate for Personal Licence Holders (Refresher) at SCQF Level 6	Regulatory	4,534
City & Guilds Scottish Certificate for Personal Licence Holders (Refresher) at SCQF Level 6	Regulatory	1,949
NEBOSH National General Certificate in Occupational Health and Safety	Other	1,469
HABC Scottish Certificate for Personal Licence Holders (Refresher) at SCQF Level 6	Regulatory	1,378
BIIAB Scottish Certificate for Personal Licence Holders at SCQF Level 6	Regulatory	1,267
HABC Award in Door Supervision (Scotland) at SCQF Level 6	Regulatory	965
ITC Certificate in Outdoor First Aid SCQF Level 5	Other	805
SQA SVQ 2 Health and Social Care at SCQF Level 6	SVQ	751
SQA Scottish Certificate for Personal Licence Holders (Refresher) at SCQF Level 6	Regulatory	739
SQA Emergency First Aid at Work at SCQF Level 5	Regulatory	722

Both of the tables above have been affected by the legislation relating to the Scottish Certificate for Personal Licence Holders (Refresher) at SCQF Level 6. Next quarter we expect the top ten qualifications for both registration and certification to change again as the demand for that particular qualification falls.

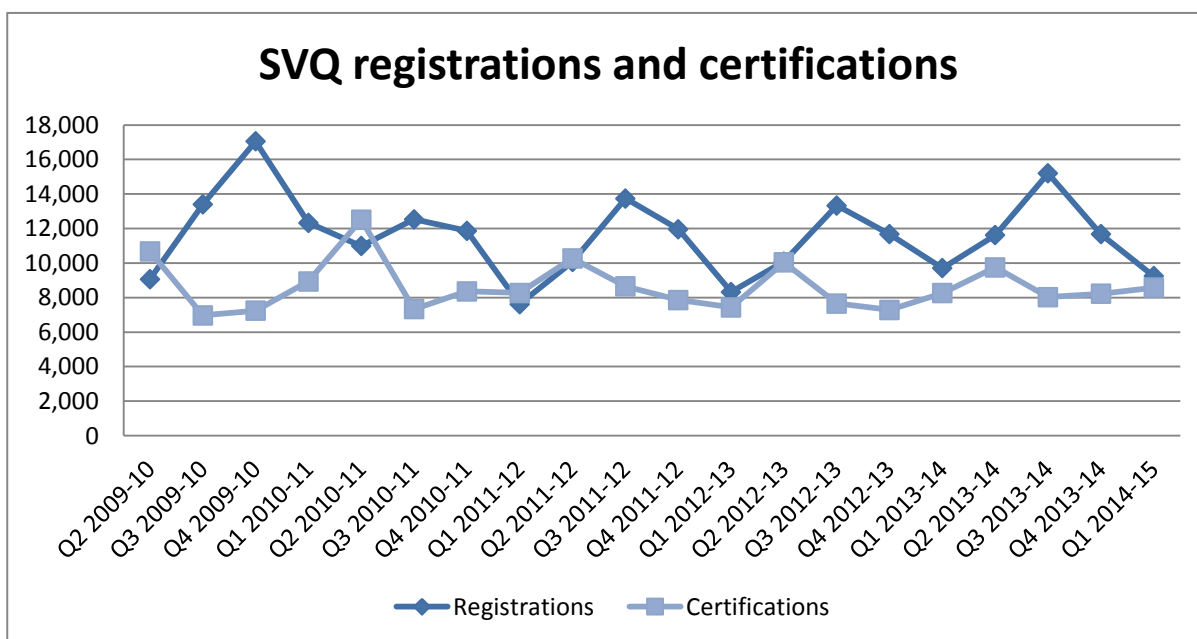
## Analysis by qualification type

SQA Accreditation has collected SVQ data from awarding bodies for several years and is able to present trends in this data. The data for Regulatory and Licensing (R&L) and ‘Other’ qualifications has made it possible to provide analysis across all qualification types without limiting statistics to SVQs. This should give a complete picture of the landscape for accredited qualifications.

### Scottish Vocational Qualifications (SVQ)

During the first quarter of 2014–15 (April–June), 9,246 SVQ registrations were received, across all SVQ levels.

Figure 3 — SVQ registrations and certifications



This is a decrease of 5% (459 registrations) compared to the same time last year, and an increase of 11% from the same quarter in 2012–13. The graph above is beginning to show a fairly stable pattern each year.

The total number of registrations and certifications for SVQs has increased despite the gradual drop in the number available.

During the same period, 8,577 SVQ certifications were submitted across all levels — an increase of 4% compared to the same quarter last year, and an increase of 15% from the same time in 2012–13.

These registrations and certifications cover 915 different qualifications (including lapsed qualifications), offered by 22 different awarding bodies. During this quarter, SVQs represented 68% (10% less than last quarter) of all currently accredited qualifications, 25% of all registrations, and 26% of all certifications.

The SVQ with the highest number of registrations and certifications this quarter was the SQA SVQ 2 Health and Social Care at SCQF level 6, which had 881 registrations and 751

certifications. This qualification has shown the highest number of registrations for an SVQ in every quarter since the beginning of the 2011–12 financial year.

## Analysis by SVQ level

The majority of SVQ registrations were at Level 3, with 4,418 registrations, representing 48% of SVQ registrations. The majority of SVQ certifications however, were at Level 2, with 4,149 certifications, representing 48% of SVQ certifications during the first quarter of 2014–15 (April–June) (see Figures 4 and 5).

Figure 4 — Registrations by SVQ level

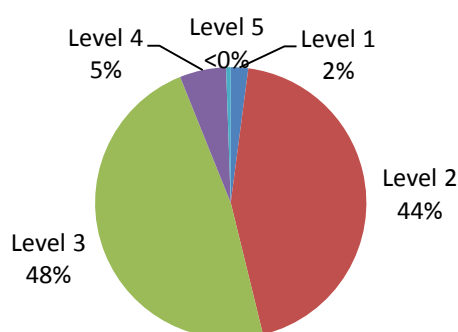
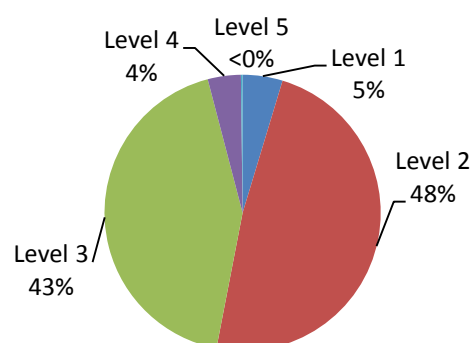


Figure 5 — Certifications by SVQ level



The distribution of registrations and certifications across levels remains relatively stable, with the majority of registrations and certifications remaining at Levels 2 and 3, in line with previous years (regardless of the inclusion/exclusion of data from City & Guilds). Level 2 and Level 3 SVQs show higher levels of registrations and certifications because there are considerably more of these qualifications relative to other levels, as shown in Table 3.

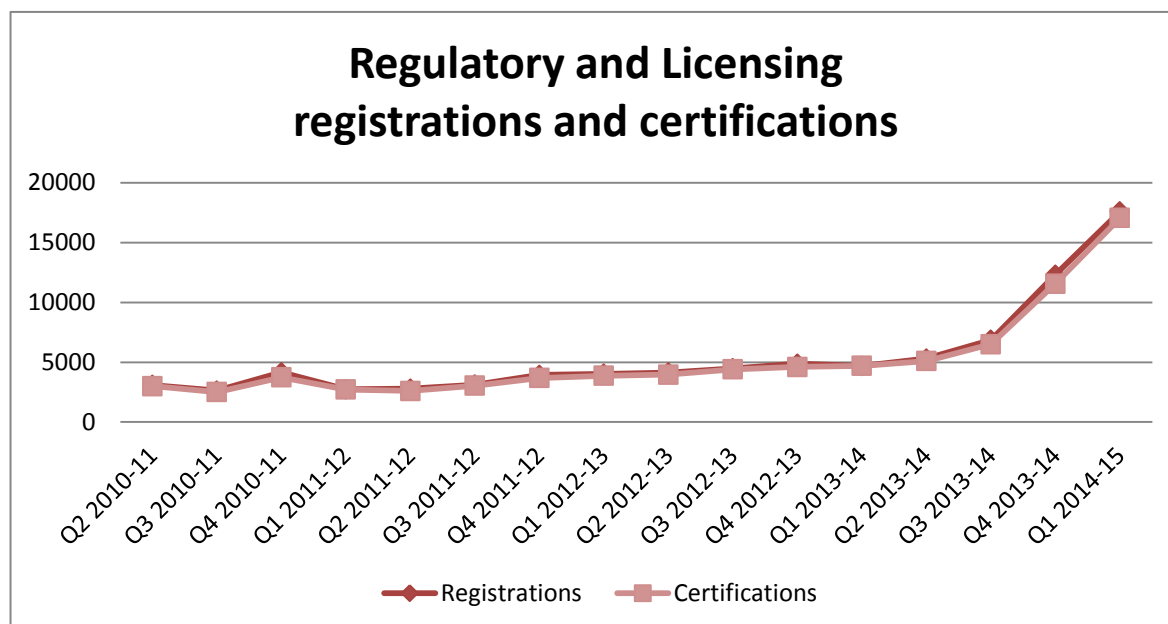
Table 3 — SVQ levels

SVQ level	No of SVQs
Level 1	35
Level 2	313
Level 3	309
Level 4	39
Level 5	7

This may be linked to SVQs at Levels 2 and 3 forming a considerable part of Modern Apprenticeships. Of Level 2 and 3 SVQs, 72% and 85% are present in Modern Apprenticeships respectively. Currently, 27 SVQ Level 4 qualifications and six SVQ Level 5 qualifications are part of Apprenticeship frameworks. This is an increase at all levels (except Level 5) compared to last quarter.

## Regulatory and Licensing qualifications (R&L)

Figure 6 — Regulatory and Licensing registrations and certifications



During the first quarter of 2014–15 (April–June), 17,588 Regulatory and Licensing registrations were submitted to SQA Accreditation. This is an increase of 275% compared to the same time last year. During the same period, 17,064 Regulatory and Licensing certifications were submitted to SQA Accreditation — also a significant increase (of 263%) compared to the same quarter last year. There had been a steady increase in the number of registrations and certifications for Regulatory and Licensing qualifications since Q2 2011–12 (see above). This spike in registrations and certifications since Q3 2013-14 for this type of qualification can be explained by changes in legislation relating to the Personal Licence Holder award.

These registrations and certifications cover 56 different qualifications, offered by 13 different awarding bodies. During this quarter, Regulatory and Licensing qualifications represented 5% of all currently accredited qualifications, 47% of all registrations, and 53% of all certifications. The Regulatory and Licensing qualification with the highest number of registrations this quarter was the BIIAB Scottish Certificate for Personal Licence Holders (Refresher) at SCQF Level 6, with 4,713 registrations. This qualification also experienced the highest number of R&L certifications (4,534). The sharp increase in both registrations and certifications during this quarter can be attributed to an increase in registrations for the BIIAB Scottish Certificate for Personal Licence Holders (Refresher) at SCQF Level 6. We can expect the uptake figures for these awards to fall after September.

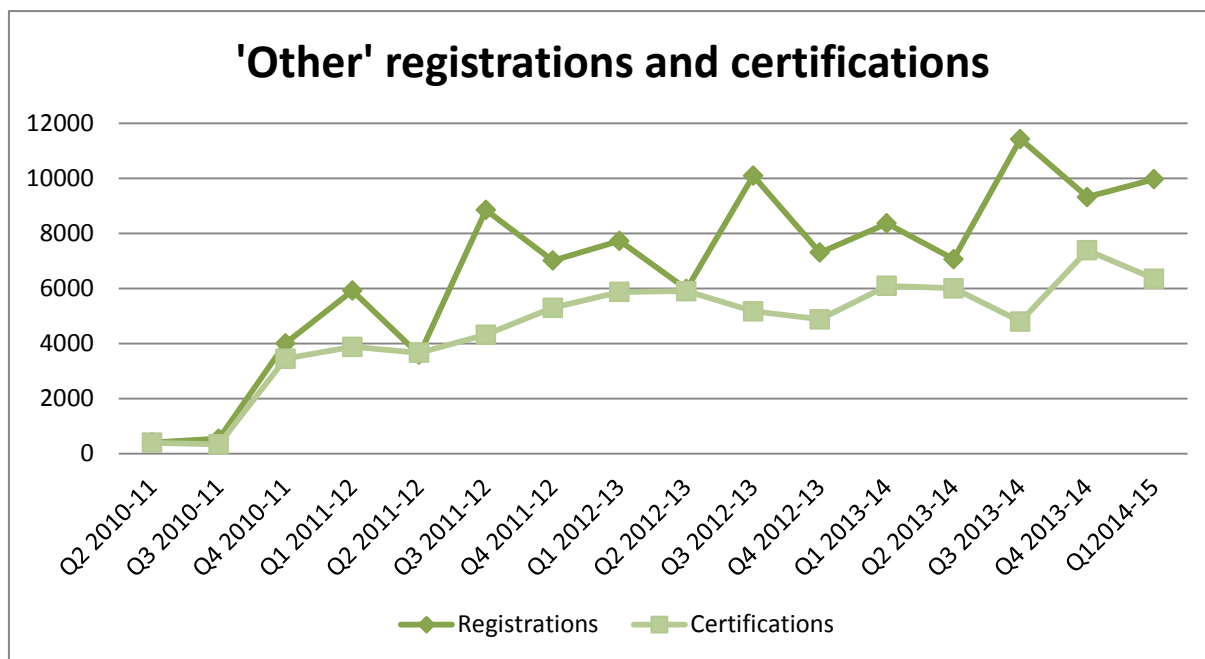
### All other accredited qualifications ('Other')

During the first quarter of 2014–15 (April–June), 9,964 registrations for 'Other' qualifications were submitted to SQA Accreditation. This is an increase of 19% compared to the same

quarter of the previous year. During the same period, 6,353 'Other' certifications were submitted — an increase of 4% compared to the same quarter of the previous year.

There has been a large increase in the number of available 'Other' qualifications this quarter nonetheless, the number of registrations and certifications is expected to stabilise throughout the year.

Figure 7 — 'Other' registrations and certifications



These registrations and certifications cover 286 different qualifications, offered by 26 different awarding bodies. During this quarter, other qualifications represented 27% of all currently accredited qualifications, 27% of all registrations and 19% of all certifications.

The 'Other' qualification with the highest number of registrations this quarter was, once again, the NEBOSH National General Certificate in Occupational Health and Safety with 2,993 registrations. The qualification with the highest number of 'Other' certifications was the NEBOSH National General Certificate in Occupational Health and Safety with 1,469 certifications.

## Analysis by awarding body

During Q1 of 2014–15 (April–June) the awarding body with the highest number of SVQ registrations overall was SQA, with 7,245 registrations (78% of all SVQ registrations). This awarding body also experienced the highest number of SVQ certifications overall, with 6,549 certifications (76% of all SVQ certifications).

For Regulatory and Licensing qualifications, the top awarding body for certifications and registrations was BIIAB, with 7,134 registrations (40% of all Regulatory and Licensing registrations) and 6,837 certifications (40% of all Regulatory and Licensing certifications).

NEBOSH was the top registering and certifying awarding body for ‘Other’ qualifications with 5,154 registrations (52% of all ‘Other’ registrations) and 2,678 certifications (42% of all ‘Other’ certifications).

Figure 8 — Number of registrations by awarding body

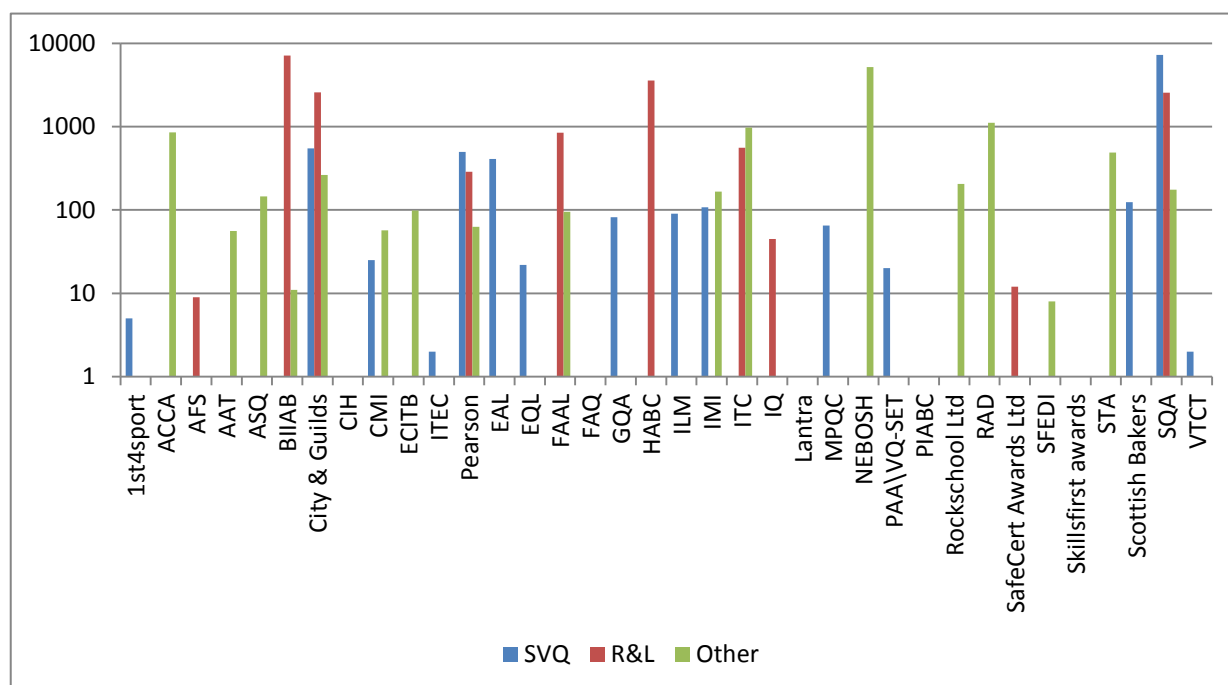
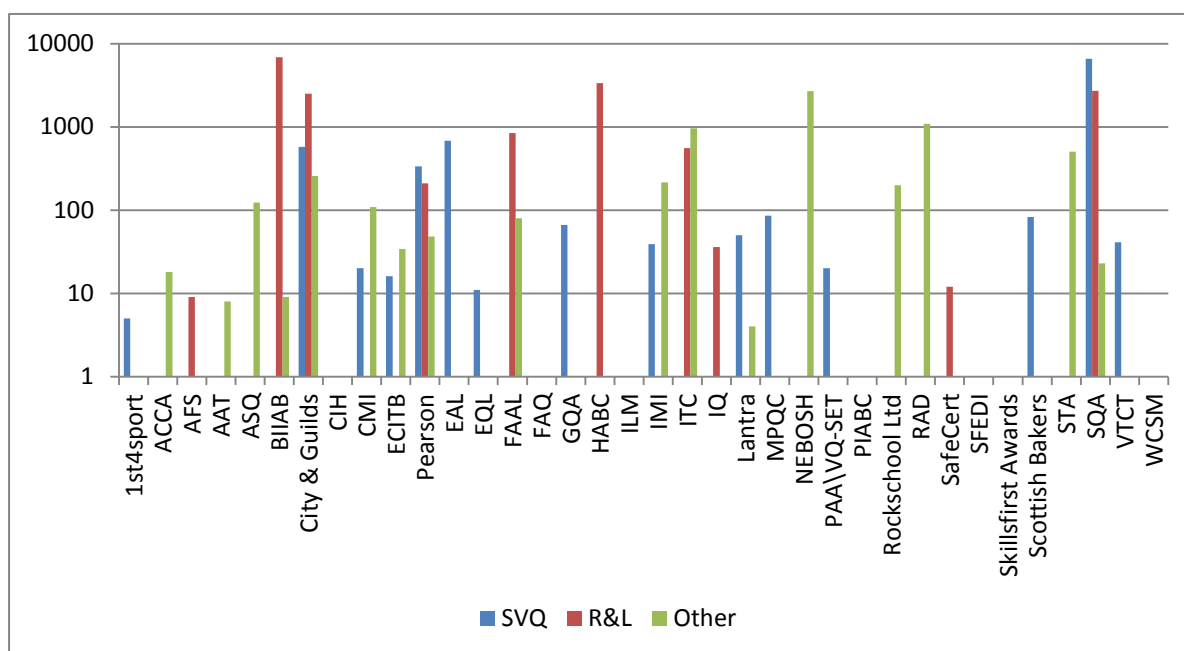


Figure 9 — Number of certifications by awarding body



Throughout Q1 2014–15, CIH, IRRV, Skillsfirst Awards Ltd, ESB, PIABC and The Prince’s Trust all indicated that they had no registrations or certifications for any of their qualifications.

Qualifications and awarding bodies with zero uptake are monitored regularly and where there are no registrations or certifications for a two year period, the relevant Accreditation and/or Regulation Manager will discuss the reasons for this with the relevant awarding body as described in SQA Accreditation’s Zero Uptake policy.

In terms of breakdown by qualification type, awarding bodies tend to focus on specific qualification types, with only SQA, City & Guilds and Pearson registering and certifying qualifications across all types. (See Figures 8 and 9 above — please note the scale used in these graphs has been adjusted to make the figures more readable.)



## Analysis by area of competence

At the point of accreditation, each qualification is assigned to one of the following 11 areas of competence:

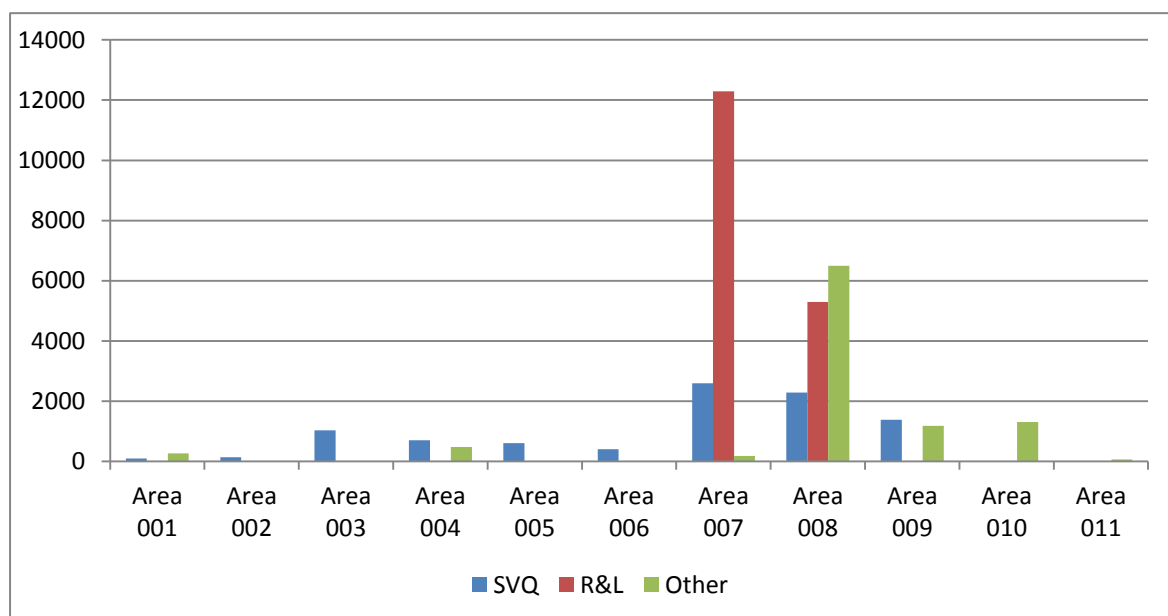
- ◆ 001 Tending Animals, Plants and Land
- ◆ 002 Extracting and Providing Natural Resources
- ◆ 003 Constructing
- ◆ 004 Engineering
- ◆ 005 Manufacturing
- ◆ 006 Transporting
- ◆ 007 Providing Goods and Services
- ◆ 008 Providing Health, Social Care and Protective Services
- ◆ 009 Providing Business Services
- ◆ 010 Communicating and Entertaining
- ◆ 011 Developing and Extending Knowledge and Skill

Each awarding body and sector skills council has a responsibility for verifying the allocation of these areas on a monthly basis when they are published on the [Qualification Listing and Lapsing Reports web page](#). These classifications are combined with registration and certification data submitted by awarding bodies to produce the statistics below.

## Registrations by areas of competence

Registrations across areas of competence vary considerably. Figure 10 provides an overview of the number of registrations for each area of competence further broken down by qualification type.

Figure 10 — Registrations by area of competence and qualification type



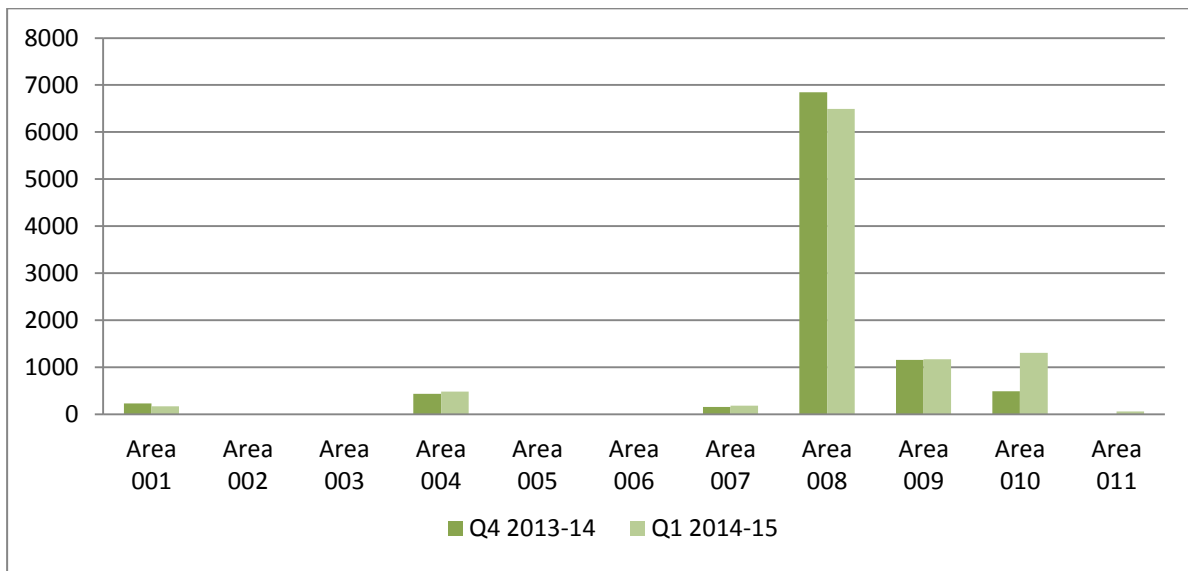
- ◆ The area of competence that experienced the highest number of SVQ registrations was Area 007: Providing Goods and Services, which had 2,595 registrations, representing 26% of SVQs during the first quarter of 2014–15 (April–June).
- ◆ The area of competence that experienced the highest number of Regulatory and Licensing registrations was Area 007: Providing Goods and Services, with 12,293 registrations, representing 70% of Regulatory and Licensing qualifications during the first quarter of 2013–14 (April–June).
- ◆ The area of competence that experienced the highest number of ‘Other’ registrations was Area 008: Providing Health, Social Care and Protective Services with 6,492 registrations, representing 65% of ‘Other’ qualifications during the first quarter of 2014–15 (April–June).

There was very little change to the distribution of registrations for ‘Other’ qualifications compared to quarter 3 of 2013–14:

- ◆ Area 008: Providing Health, Social Care and Protective Services had the highest number of registrations again this quarter (6,492). This has decreased by 5% (354) from the last quarter.
- ◆ The continued high level of registrations for ‘Other’ qualifications in Area 008 is largely due to the registrations for the NEBOSH National General Certificate in Occupational Health and Safety.
- ◆ The sharp increase in Area 010: Communicating and Entertaining was caused by registrations for the Royal Academy of Dance’s Graded Examinations Dance at SCQF Levels 3 through to 6.

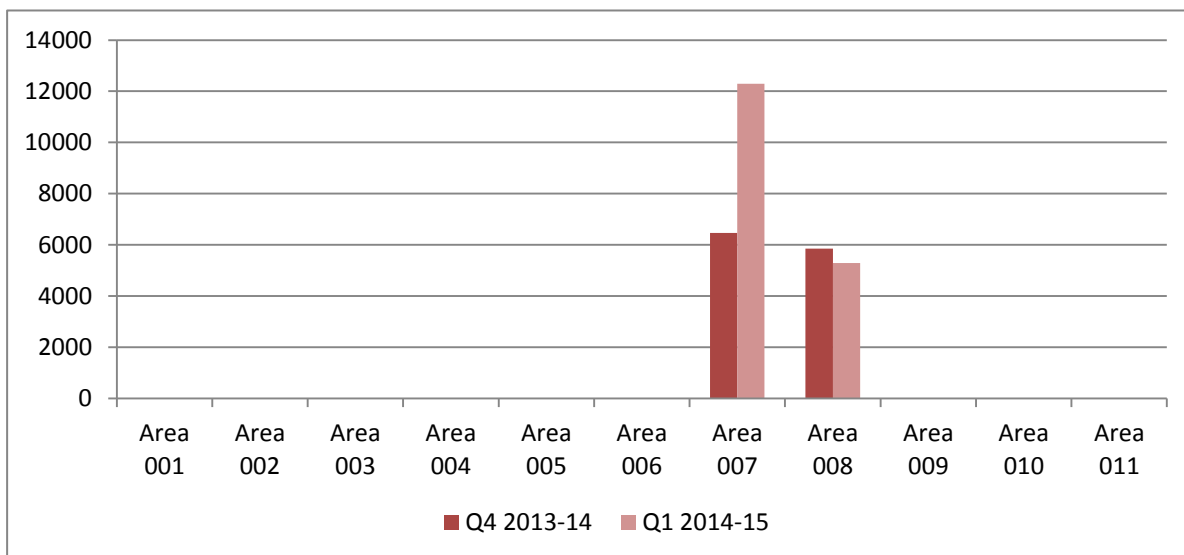
These movements are shown in Figure 11.

Figure 11 — Registrations for ‘Other’ qualifications



The number of registrations for Regulatory and Licensing qualifications in Area 007: Providing Goods and Services increased dramatically this quarter. There was an increase of 90% (5,828 registrations) for Area 007: Providing Goods and Services, and a decrease of 9% (554 registrations) for Area 008: Providing Health, Social Care and Protective Services (as shown in Figure 12). This is largely a result of the drive to make sure that all licence holders complete the Scottish Certificate for Personal Licence Holders (Refresher) at SCQF Level 6 before the end of September 2014. We can expect the number of candidates undergoing this qualification to fall next quarter.

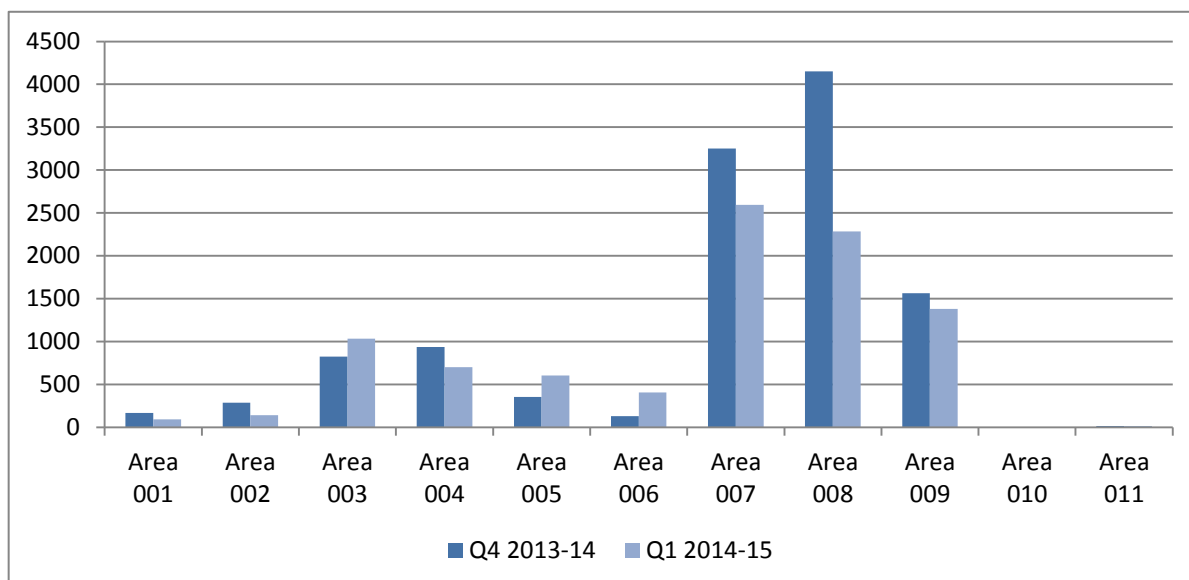
Figure 12 — Registrations for Regulatory and Licensing qualifications



Compared to the previous quarter, SVQ registrations decreased in Q1 this year (see Figure 13). Areas 007: Providing Goods and Services and Area 008: Providing Health, Social Care and Protective Services experienced particularly significant falls. Area 007 fell by 20% (656 registrations), and Area 008 by 45% (1,867 registrations).

- ◆ The total number of registrations for SVQs in Area 008: Providing Health, Social Care and Protective Services decreased significantly. This is due to the timing registrations for SVQs in Health and Social Care at various levels and is to be expected in Q1.
- ◆ There have been significant decreases in Areas 007 and 008. These could be described as seasonal since similar changes were recorded at the same time last year.
- ◆ The decrease in Area 007: Providing Goods and Services appears to be due to registrations falling for a number of qualifications across this area and as stated above is probably seasonal.

Figure 13 — Registrations for SVQs

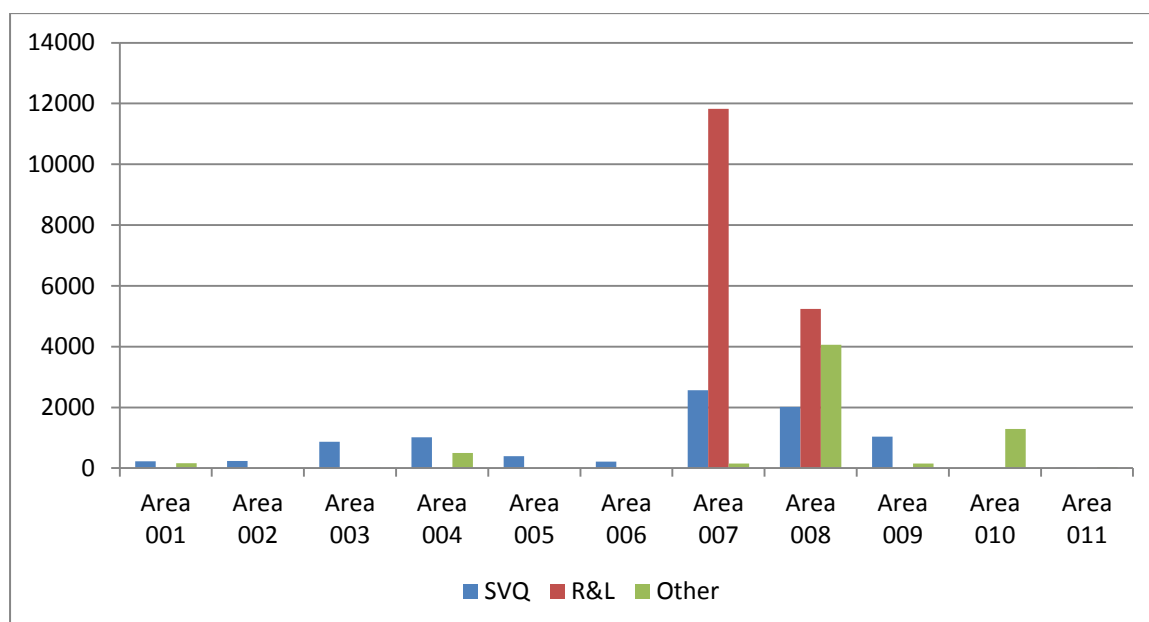


## Certifications by area of competence

Certifications by area of competence are lower than registrations, yet the general trends are similar in the sense that the most certifications were for Areas 007, 008 and 009 as shown in Figure 14.

- ◆ The area of competence that experienced the highest number of SVQ certifications was Area 007: Providing Goods and Services, with 2,566 certifications, representing 30% of SVQs during this period.
- ◆ The area of competence that experienced the highest number of Regulatory and Licensing certifications was Area 007: Providing Goods and Services with 11,827 certifications, representing 70% of Regulatory and Licensing qualifications during the same period.
- ◆ The area of competence that experienced the highest number of 'Other' certifications was Area 008: Providing Health, Social Care and Protective Services with 4,065 certifications, representing 64% of 'Other' qualifications during the same period.

Figure 14 — Certifications by area of competence and qualification type



While the addition of City & Guilds data from Q2 2012–13 has pushed up the overall figures, the trends remain fairly constant. When comparing this year's Q4 certifications to Q4 2012–13, the distribution of certifications across the areas of competence and qualification types is very similar. The most significant difference is in the number of registrations for Regulatory and Licensing qualifications in Area 007: Providing Goods and Services and the drop in Certifications in Area 008: Providing Health, Social Care and Protective Services.

# Analysis by qualification developer

SQA Accreditation focuses more directly on analysis by area of competence, rather than by sector skills council (SSC) or qualification developer, because some SSCs develop qualifications across a range of sectors. Nevertheless, the breakdown of registrations and certifications by qualification developer is presented in Figures 15 and 16.

Figure 15 — Registration by qualification structure developer

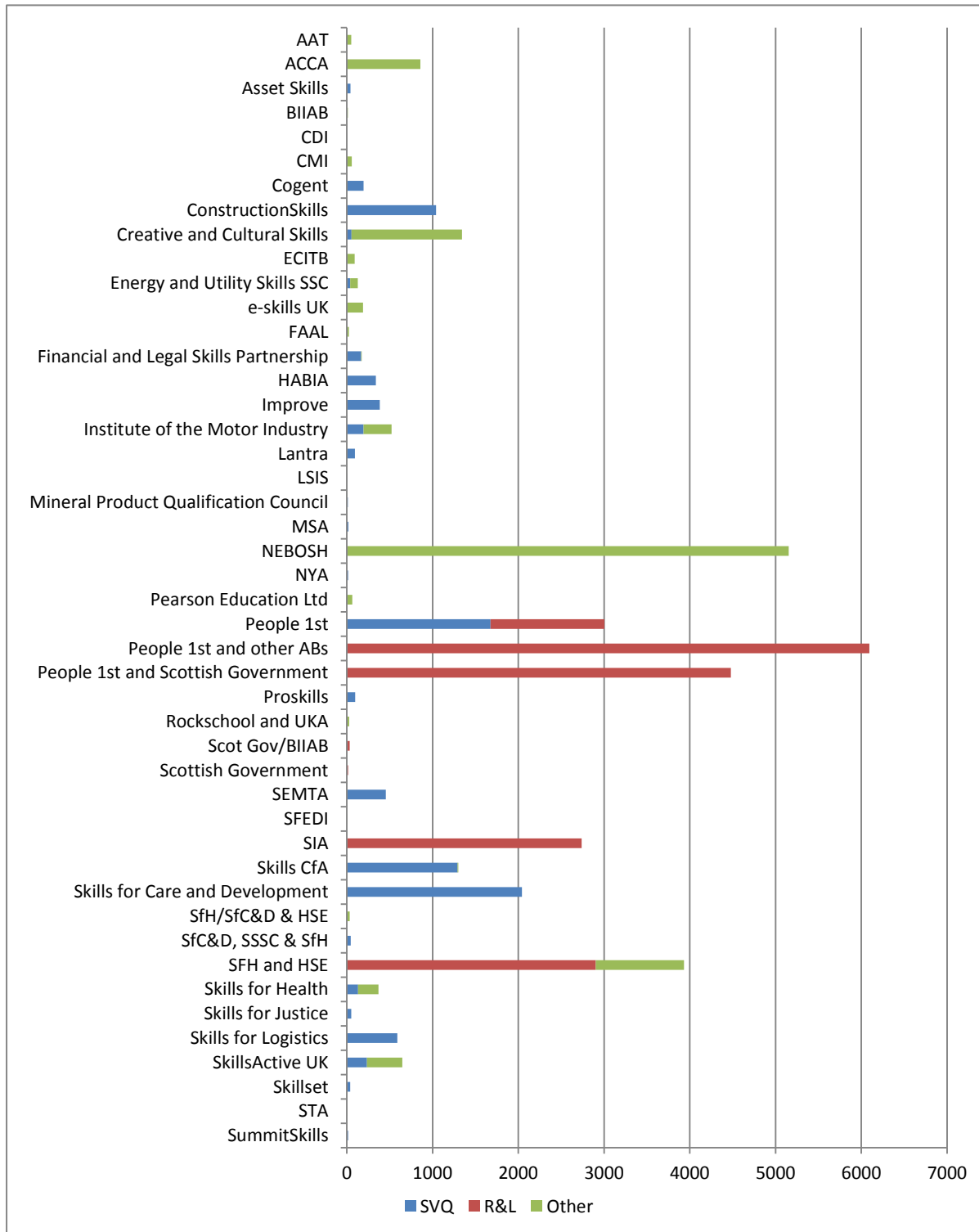
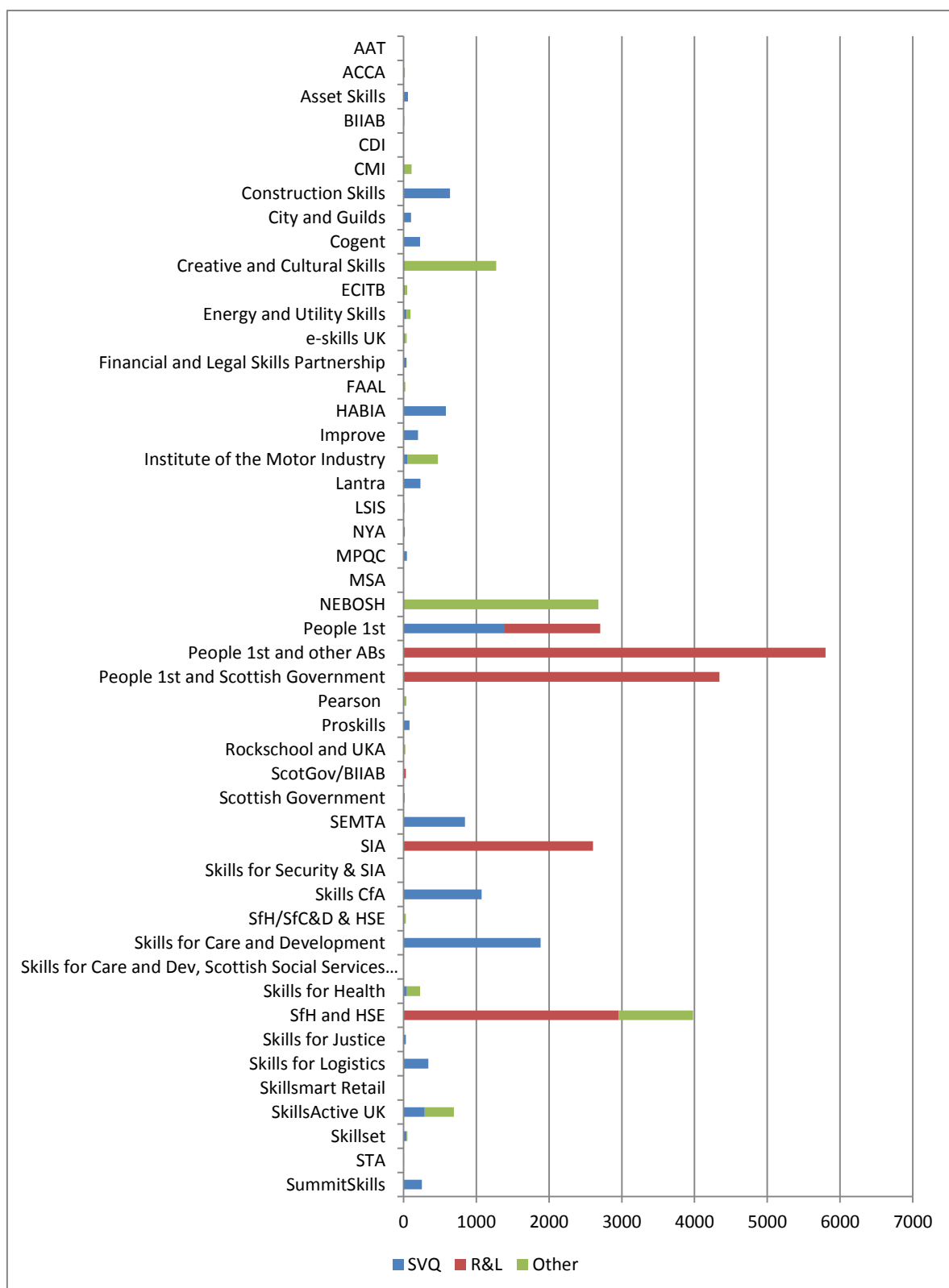


Figure 16 — Certification by qualification structure developer

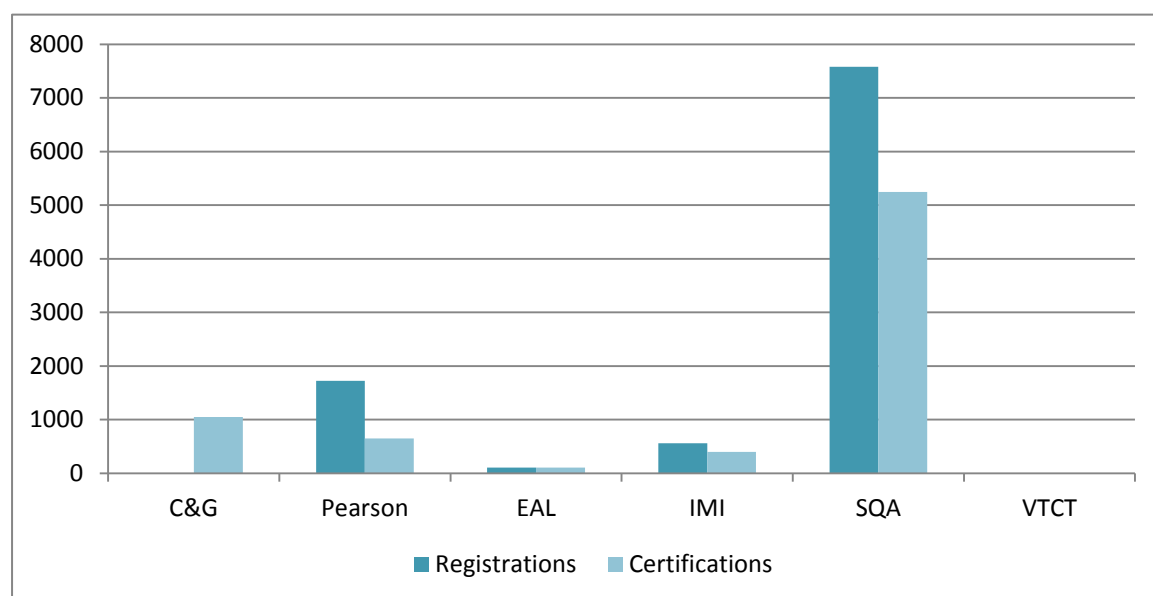


## Workplace Core Skills

During the first quarter of 2014–15, 115 Workplace Core Skills were accredited. These ranged from SCQF level 3 to SCQF level 6.

There were 9,972 Workplace Core Skills registrations and 7,457 certifications in total. The awarding body with the most registrations and certifications was SQA, with 76% of registrations and 70% of certifications.

Figure 17 — Core Skills by awarding body



The Workplace Core Skill with the most registrations was Information and Communication Technology (SCQF level 4) with 1,422 registrations. The Core Skill with the most certifications was also Information and Communication Technology with 1,118 certifications.

Registrations and certifications for Workplace Core Skills continue to be highest at SCQF level 4 in all categories, as shown in Figures 18, 19, 20, 21 and 22.



Figure 18 — Communication Core Skill

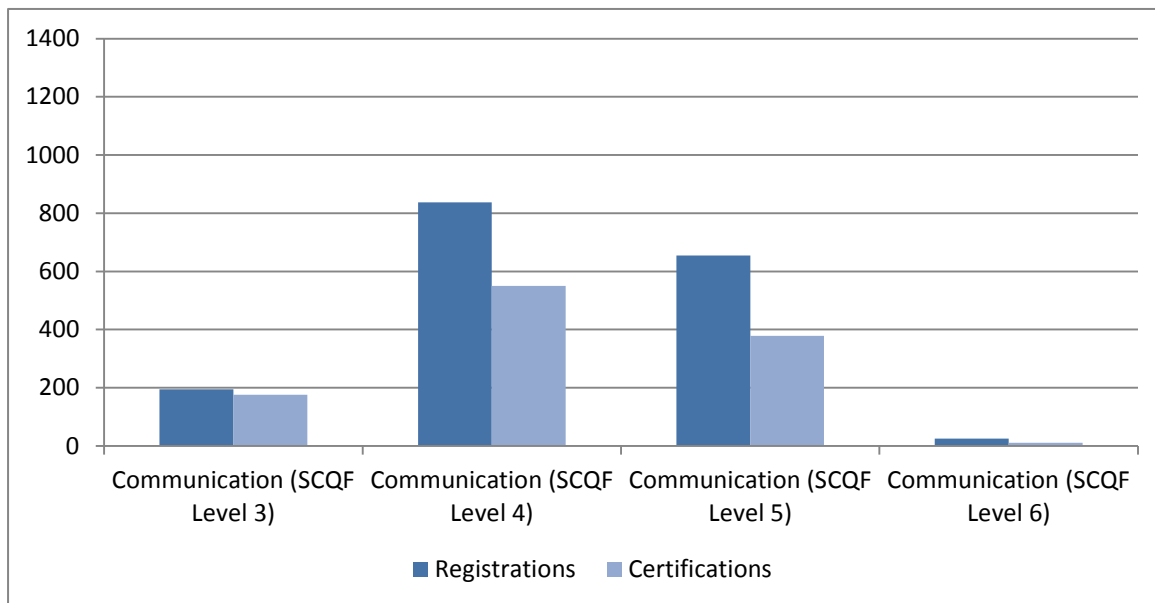


Figure 19 — Information and Communication Technology Core Skill

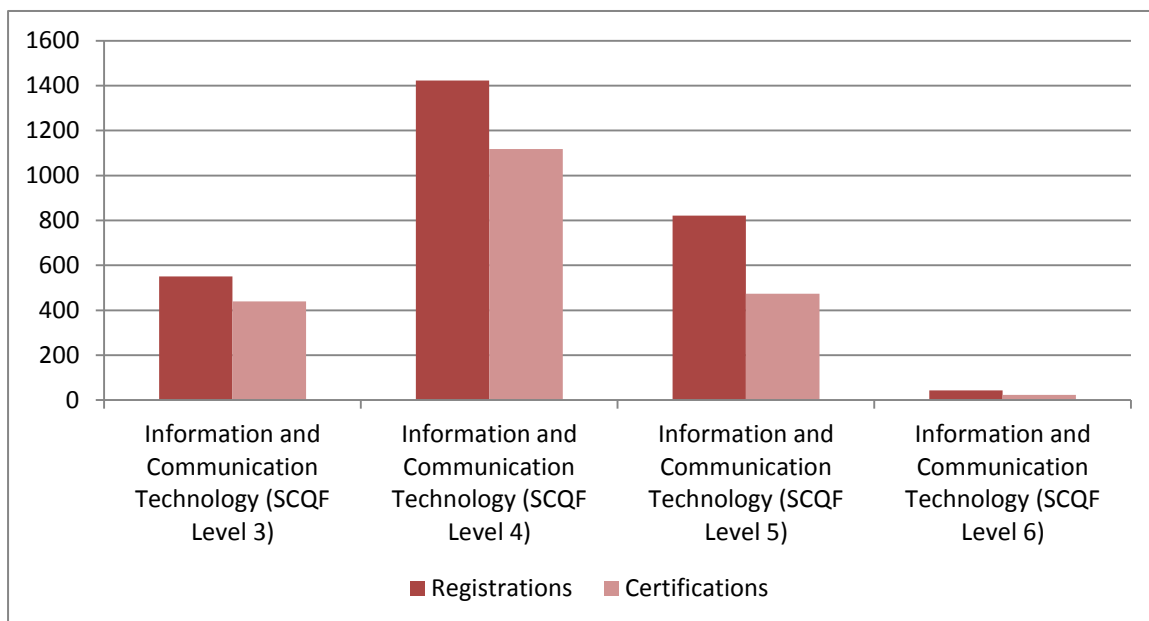


Figure 20 — Numeracy Core Skill

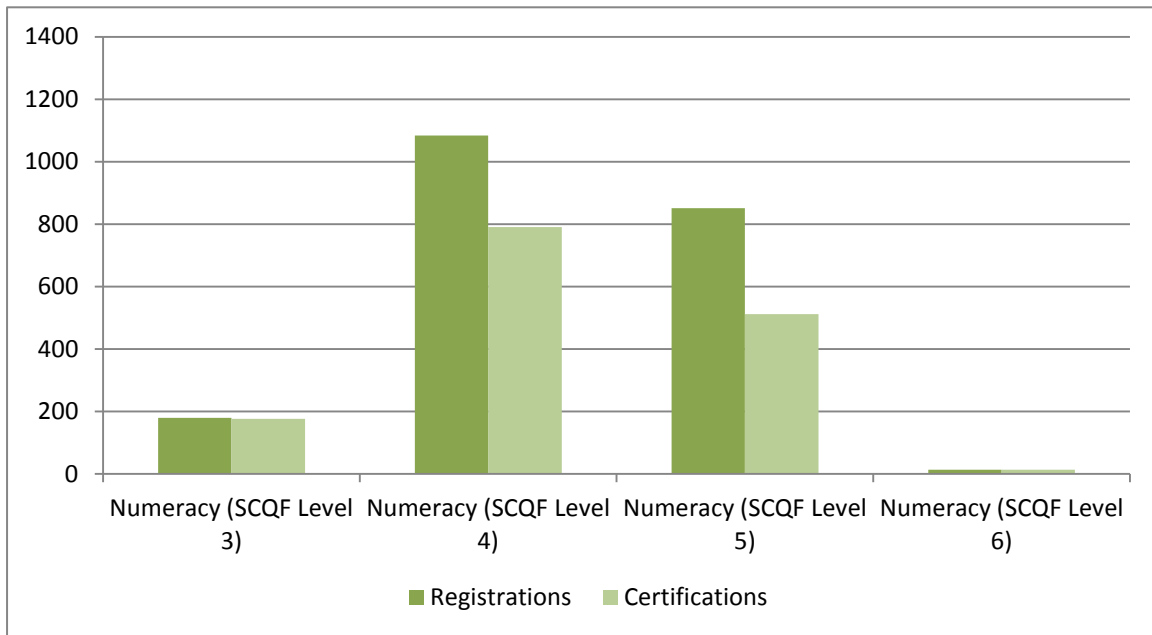


Figure 21 — Problem Solving Core Skill

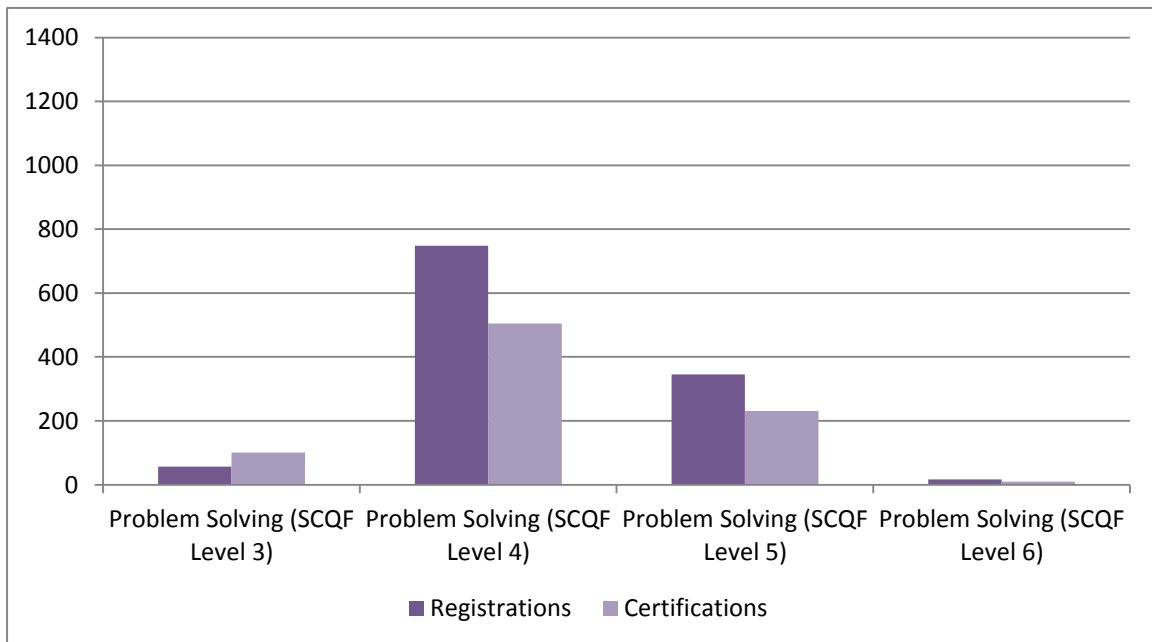


Figure 22 — Working with Others Core Skill



# Glossary

Term	Description
Area of competence	There are 11 occupational areas of competence. These range from Tending Animals, Plants and Land, to Engineering, to Developing and Extending Knowledge and Skill. All SVQs are organised by the area of competence to which they belong.
Certifications	The process by which a centre requests a certificate for a candidate who has completed the full accredited qualification.
'Other' accredited qualification	All 'Other' accredited qualifications that are not SVQs or Regulatory and Licensing qualifications.
Registrations	The process by which a centre informs an awarding body that a candidate has commenced working towards an accredited qualification.
Regulatory and Licensing Qualification	Qualifications which are defined or required by industry regulators, such as the Security Industry Authority, and often underpin licence to practise schemes.
Scottish Vocational Qualification	Scottish Vocational Qualifications (SVQs) are qualifications which combine skills, knowledge and ability within a specific occupational area and are delivered in a workplace setting. The standards for SVQs are designed by the appropriate sector skills council (SSC).

# Awarding bodies

<b>Acronym</b>	<b>Awarding body</b>
Not Applicable	1st4sport Qualifications
ASQ	Associated Sports Qualifications
AFS	Alcohol Focus Scotland
AAT	Association of Accounting Technicians
ACCA	Association of Chartered Certified Accountants
Not Applicable	BIIAB
CIH	Chartered Institute of Housing
CIPD	Chartered Institute of Personnel and Development
CMI	Chartered Management Institute
Not Applicable	City & Guilds of London Institute
ECITB	Engineering Construction Industry Training Board
EQL	Equestrian Qualifications GB Limited
EAL	Excellence, Achievement and Learning Limited
ESB	English Speaking Board
FAAL	First Aid Awards Limited
FAQ	Future (Awards & Qualifications) Ltd
GQA	GQA Qualifications Limited
HABC	Highfield Awarding Body for Compliance
IMI	IMI Awards Limited
IQ	Industry Qualifications Limited

<b>Acronym</b>	<b>Awarding body</b>
ILM	Institute of Leadership and Management
IRRV	Institute of Revenues Rating and Valuation
ITC	ITC First
ITEC	Education and Media Services Limited
Not Applicable	Lantra awards Limited
MPQC	Mineral Products Qualifications Council
NEBOSH	National Examination Board in Occupational Safety and Health
Not Applicable	PAA/VQ-SET
Not Applicable	PIABC
Not Applicable	Pearson Education Limited
Not Applicable	Rockschool Limited
RAD	Royal Academy of Dance
Not Applicable	Safe Cert Awards Limited
STA	Safety Training Awards Limited
Not Applicable	SFEDI Awards
Not Applicable	Skillsfirst Awards Ltd
Not Applicable	Scottish Bakers
SQA	Scottish Qualifications Authority
Not Applicable	The Prince's trust
VTCT	Vocational Training Charitable Trust
WCSM	Worshipful Company of Spectacle Makers