

# Quarterly Statistics Report

*Report on accredited qualifications*

*January–March 2013*

Publication date May 2013  
Publication code: AE5955

Published by the Scottish Qualifications Authority  
The Optima Building, 58 Robertson Street, Glasgow, G2 8DQ  
Lowden, 24 Wester Shawfair, Dalkeith, Midlothian EH22 1FD

**[www.sqa.org.uk](http://www.sqa.org.uk)**

The information in this publication may be reproduced in support of SQA qualifications. If it is reproduced, SQA should be clearly acknowledged as the source. If it is to be used for any other purpose, then written permission must be obtained from SQA. It must not be reproduced for trade or commercial purposes.

© Scottish Qualifications Authority 2012

# Contents

<b>Executive summary</b>	<b>1</b>
<b>Introduction</b>	<b>3</b>
<b>Quarterly statistics</b>	<b>4</b>
Currently accredited qualifications	4
Top 10 registrations and certifications	5
Analysis by qualification type	6
Analysis by awarding body	10
Analysis by area of competence	12
Analysis by qualification developer	17
Workplace Core Skills	19
<b>Glossary</b>	<b>23</b>
<b>Awarding bodies</b>	<b>24</b>

# Executive summary

This report provides an overview of qualification activity for SQA Accreditation approved awarding bodies for the fourth quarter (Q4) of 2012–13 (January – March 2013). The data is obtained directly from awarding bodies as part of their quarterly submission requirements, and it is they who are responsible for ensuring the accuracy of the data supplied.

Data pertaining to City & Guilds had not been part of the Quarterly Statistics Reports throughout the period from Q4 2010–11 until their inclusion in the Q2 2012–13 report. City & Guilds data has been included in this report.

Data pertaining to the Chartered Management Institute (CMI) had been omitted from the Q3 Quarterly Statistics Report. The CMI data has been included in this report. As this is a relatively small number of qualifications, with relatively low uptake, it does not affect the reports figures or findings significantly.

## Currently accredited qualifications

During the fourth quarter of 2012–13 there were 940 accredited qualifications. These consisted of 694 Scottish Vocational Qualifications (SVQs) (74% of all qualifications), 50 Regulatory and Licensing qualifications (5% of all qualifications) and 196 'Other' accredited qualifications (21% of all qualifications). The total number of qualifications accredited (not including lapsed qualifications) has decreased from Q3 2012–13 by 2%. While this isn't a great change in the overall number of accredited qualifications, the distribution has moved towards Other Qualifications from SVQs.

SQA Accreditation collects quarterly registration and certification data from all its approved awarding bodies. This is a summary of the data for Q4 2012–13:

**Scottish Vocational Qualifications (SVQs):** 11,676 SVQ registrations were received, across all levels; 288 registrations (2%) less than the same quarter in the previous year. During the same period 7,290 SVQ certifications were submitted across all levels; a decrease of 7% compared to the same quarter in the previous year. As was the case last quarter (Q3, 2012–13), SVQ Levels 2 and 3 had the highest number of registrations and certifications, reflecting the high number of qualifications at these levels compared to other levels.

**Regulatory and Licensing qualifications:** 4,871 Regulatory and Licensing registrations were submitted to SQA Accreditation; an increase of 24% compared to Q4, 2011–12. During the same period 4,604 Regulatory and Licensing certifications were submitted to SQA Accreditation; an increase of 25% compared to the same period in 2011–12.

**'Other' qualifications:** 7,303 'Other' qualification registrations were submitted to SQA Accreditation; an increase of 4% compared to the same period in 2011–12. During the same period 4,878 'Other' certifications were submitted; a decrease of 8% compared to Q4, 2011–12.

## **Analysis by awarding body**

It is clear from the data that some awarding bodies are more prominent in different qualification types. For example, in terms of registering and certifying SVQ candidates, SQA was the leading awarding body, while BIIAB was the leader for Regulatory and Licensing qualifications, and NEBOSH was the front-runner for 'Other' qualifications.

**SVQs:** SQA registered 9,418 candidates (80% of all SVQ registrations) and certificated 5,464 (75% of all SVQ certifications).

**Regulatory and Licensing qualifications:** BIIAB registered 2,311 candidates (47% of all Regulatory and Licensing registrations) and certificated 2,220 (48% of all Regulatory and Licensing certifications).

**Other:** NEBOSH registered 4,371 candidates (60% of all 'Other' registrations) and certificated 3,139 (64% of all 'Other' certifications).

## **Analysis by area of competence**

Areas 008: Providing Health, Social Care and Protective Services had the highest number of registrations and certifications across all qualification types.

# Introduction

This statistical report is published by SQA Accreditation, which is the national accrediting body for Scotland. We set and specify the requirements for accrediting qualifications to support the needs of learners and employers in Scotland. We do this by promoting and maintaining public confidence in accredited qualifications and approved awarding bodies.

The information shown has been produced from data provided to SQA Accreditation by the respective awarding bodies. Data covers SQA accredited qualifications during the fourth quarter of 2012–13 (January–March) and focuses on those candidates who were:

- ◆ registered for an SQA accredited qualification
- ◆ certificated for an SQA accredited qualification

At the point of accreditation, all qualifications are allocated a *qualification type* and an *area of competence*, which are used to classify qualifications in this report. This provides information on the number of registrations and certifications according to awarding body, area of competence, qualification type and level. Data may be revised in subsequent reports due to late submission or if any errors are identified.

For upcoming data submissions, the following deadline dates apply and must be adhered to by all awarding bodies in order to ensure consistency and accuracy of data in future reports:

- ◆ 12 July 2013 for Q1 2013–14 data (April to June 2013)
- ◆ 11 October 2013 for Q2 2013–14 data (July to September 2013)
- ◆ 17 January 2014 for Q3 2013–14 data (October to December 2013)
- ◆ 14 April 2014 for Q4 2013-14 data (January to March 2014)

# Quarterly statistics

SQA Accreditation has always accredited SVQs. In 2006 the remit was extended to include accrediting Regulatory and Licensing qualifications, and later in 2009 this remit was further opened up to include the accreditation of all qualifications excluding degrees. This report covers all qualifications types that we accredit, categorised as:

- ◆ Scottish Vocational Qualifications (SVQs)
- ◆ Regulatory and Licensing qualifications (R&L)
- ◆ 'Other' accredited qualifications


The report presents an overview of accreditation activity for the fourth quarter (Q4) of 2012–13 (January–March 2013). It also reports qualifications statistics based on the data submitted to us by awarding bodies. Awarding bodies have responsibility for ensuring the accuracy of the data submitted.

Data pertaining to City & Guilds had not been included in the Quarterly Statistics Report from Q4 2010–11 until its inclusion in the Q2 2012–13 report. As City & Guilds data has been included in this report, any significant impact will be highlighted.

## Currently accredited qualifications

During the last quarter of 2012–13 there were 940 accredited qualifications. These are made up of 694 SVQs (74%), 50 Regulatory and Licensing qualifications (5%) and 196 'Other' accredited qualifications (21%).

Figure 1 — Accredited qualifications



The total number of qualifications accredited (not including lapsed qualifications) has decreased from Q3 2012–13 by 2%. While this isn't a great change in the overall number of accredited qualifications, the distribution has moved towards Other Qualifications from SVQs.

## Top 10 registrations and certifications

During the last quarter of 2012–13 (Jan–Mar) the following 10 qualifications experienced the highest number of registrations across all qualification types:

Table 1 — Top 10 performing qualifications in terms of registrations

Qualification title	Qualification type	No. of registrations
NEBOSH National General Certificate in Occupational Health and Safety	Other	2,529
SQA SVQ 2 Health and Social Care at SCQF Level 6	Other	1,282
BIIAB Scottish Certificate for Personal Licence Holders (SCPLH)	Regulatory	1,108
ITC Certificate in Outdoor First Aid	Other	983
BIIAB Award in Door Supervision (Scotland)	Regulatory	766
SQA SVQ 3 Health and Social Care (Adults) at SCQF Level 7	SVQ	570
ITC Certificate in Emergency First Aid at Work (SCQF Level 5)	Regulatory	541
SQA SVQ 3 Business and Administration at SCQF Level 6	SVQ	508
NEBOSH National Certificate in Construction Health and Safety	Other	506
SQA SVQ 3 Children's Care Learning and Development at SCQF Level 7	SVQ	484

During the last quarter of 2012–13 (Jan–Mar) the following 10 qualifications experienced the highest number of certifications across all qualification types:

Table 2 — Top 10 performing qualifications in terms of certifications

Qualification title	Qualification type	No. of certifications
NEBOSH National General Certificate in Occupational Health and Safety	Other	1,880
BIIAB Scottish Certificate for Personal Licence Holders (SCPLH)	Regulatory	1,027
SQA SVQ 2 Health and Social Care at SCQF level 6	SVQ	971
ITC Certificate in Outdoor First Aid	Other	963
BIIAB Award in Door Supervision (Scotland)	Regulatory	766
ITC Certificate in Emergency First Aid at Work (SCQF Level 5)7	Regulatory	541
SQA SVQ 3 Health and Social Care (Adults) at SCQF Level 7	SVQ	437
NEBOSH National Certificate in Construction Health and Safety	Other	423
NEBOSH Award in Health and Safety in Work	Other	362
SQA SVQ 3 Children's Care Learning and Development at SCQF Level 7	SVQ	340



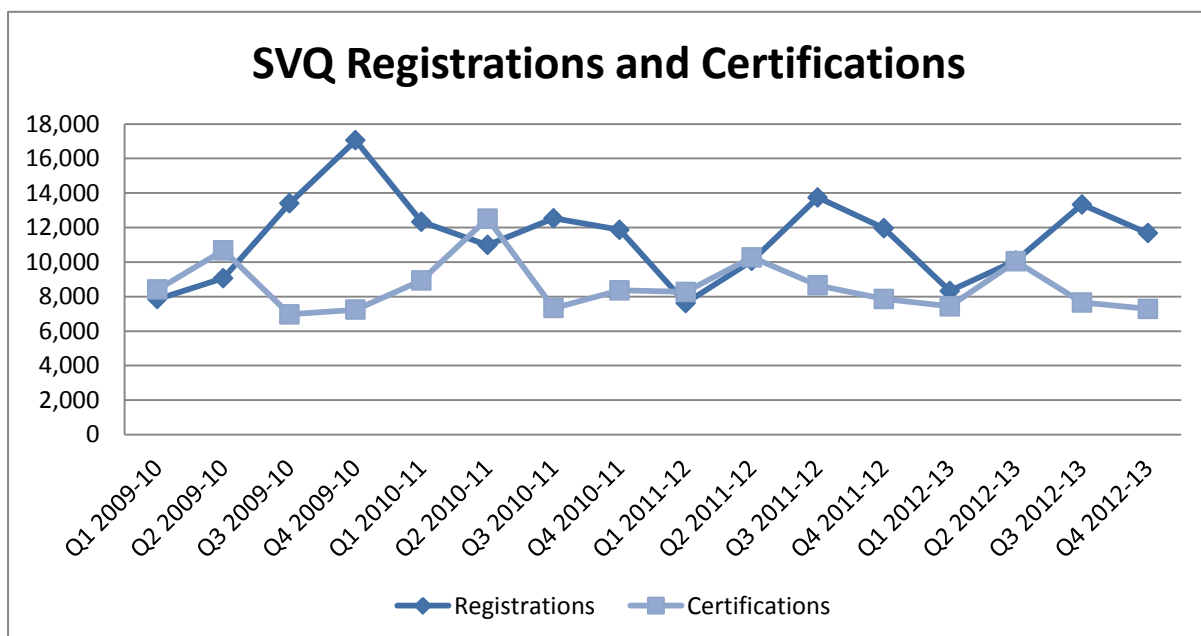
## Analysis by qualification type

SQA Accreditation has collected SVQ data from awarding bodies for several years and is able to present trends in this data. Since starting to collect data for Regulatory and Licensing (R&L) and 'Other' qualifications in April 2010, it is now possible to start providing similar analysis across all qualification types without limiting statistics to SVQs. This should give a better picture of the landscape for accredited qualifications.

### Scottish Vocational Qualifications (SVQ)

During the last quarter of 2012–13 (Jan Mar) 11,676 SVQ registrations were received, across all SVQ levels.

Figure 2 — SVQ registrations and certifications



This is a decrease of 2% (288 registrations) compared to the same time last year, and a decrease of only 1.7% from the same quarter in 2010–11. This slight decrease in Q4 is to be expected as organisations reach the end of the financial year. We can expect the registrations to drop slightly again in Q1 before increasing as the academic year gets underway.

During the same period, 7,290 SVQ certifications were submitted across all levels; a decrease of 7% compared to the same quarter last year and a decrease of 13% from the same time in 2010.

These registrations and certifications cover 892 different qualifications, offered by 21 different awarding bodies. During this quarter, SVQs represented 80% of all currently accredited qualifications, 49% of all registrations and 44% of all certifications.

The SVQ with the highest number of registrations and certifications this quarter was the SQA SVQ 2 Health and Social Care at SCQF level 6, which had 1,282 registrations and 971 certifications. This qualification has shown the highest number of registrations for an SVQ in every quarter since the beginning of the 2011–12 financial year.

## Analysis by SVQ Level

The majority of SVQ registrations were at Level 2, with 5,412 registrations, representing 46% of SVQ registrations. The majority of SVQ certifications were at Level 3; with 3,431 certifications, representing 47% of SVQ certifications during the last quarter of 2012–13 (Jan–Mar) (see Figures 3 and 4).

Figure 3 — Registrations by SVQ Level

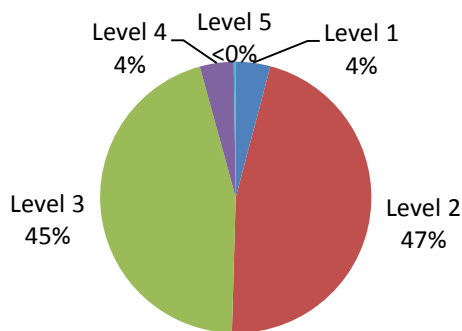
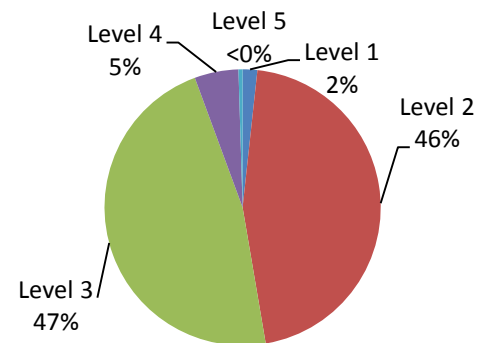


Figure 4 — Certifications by SVQ Level



The distribution of registrations and certifications across levels remains relatively stable, with the majority of registrations and certifications remaining at Levels 2 and 3 in line with previous years (regardless of the inclusion/exclusion of data from City and Guilds). Level 2 and 3 SVQs show higher levels of registrations and certifications because there are considerably more of these qualifications relative to other levels, as shown in Table 3.

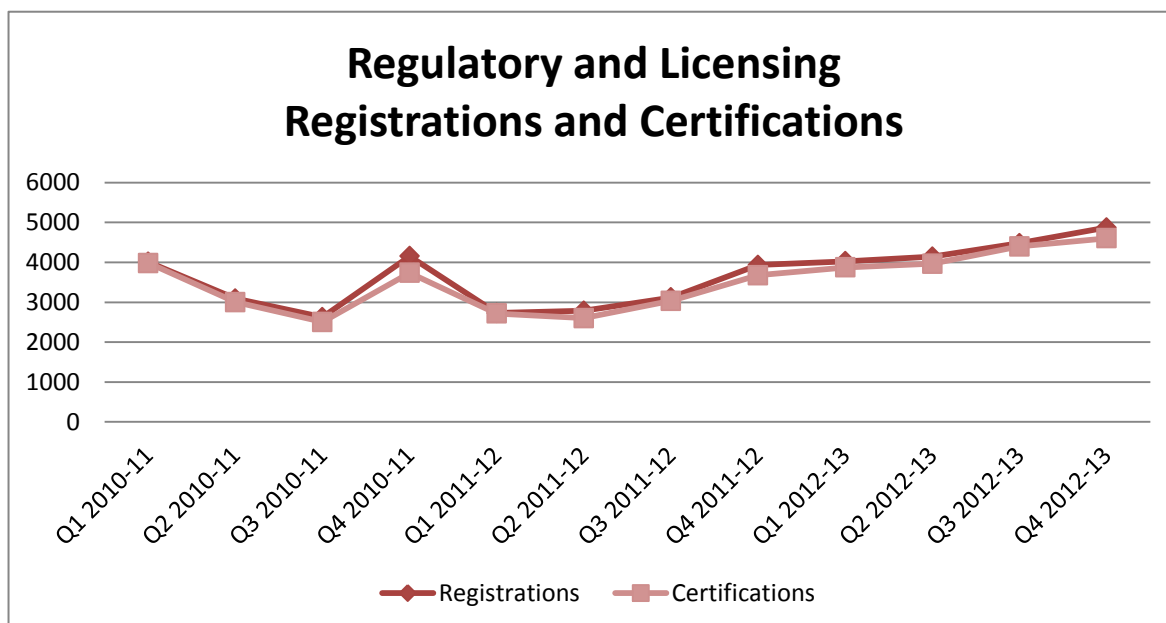
Table 3 — SVQ Levels

SVQ Level	No. of SVQs
Level 1	44
Level 2	360
Level 3	418
Level 4	59
Level 5	12

This may be linked to SVQs at Levels 2 and 3 forming a considerable part of Modern Apprenticeships.

## Regulatory and Licensing qualifications (R&L)

Figure 5 — Regulatory and Licensing registrations and certifications



During the last quarter of 2012–13 (Jan–Mar), 4,871 Regulatory and Licensing registrations were submitted to SQA Accreditation. This is an increase of 23% compared to the same time last year. During the same period 4,604 Regulatory and Licensing certifications were submitted to SQA Accreditation; also an increase (of 25%) compared to the same quarter last year. There has been a steady increase in the number of registrations and certifications for Regulatory and Licensing qualifications since Q2 2011–12 (see above). We should expect this trend to continue as the number of accredited qualifications of this type increases.

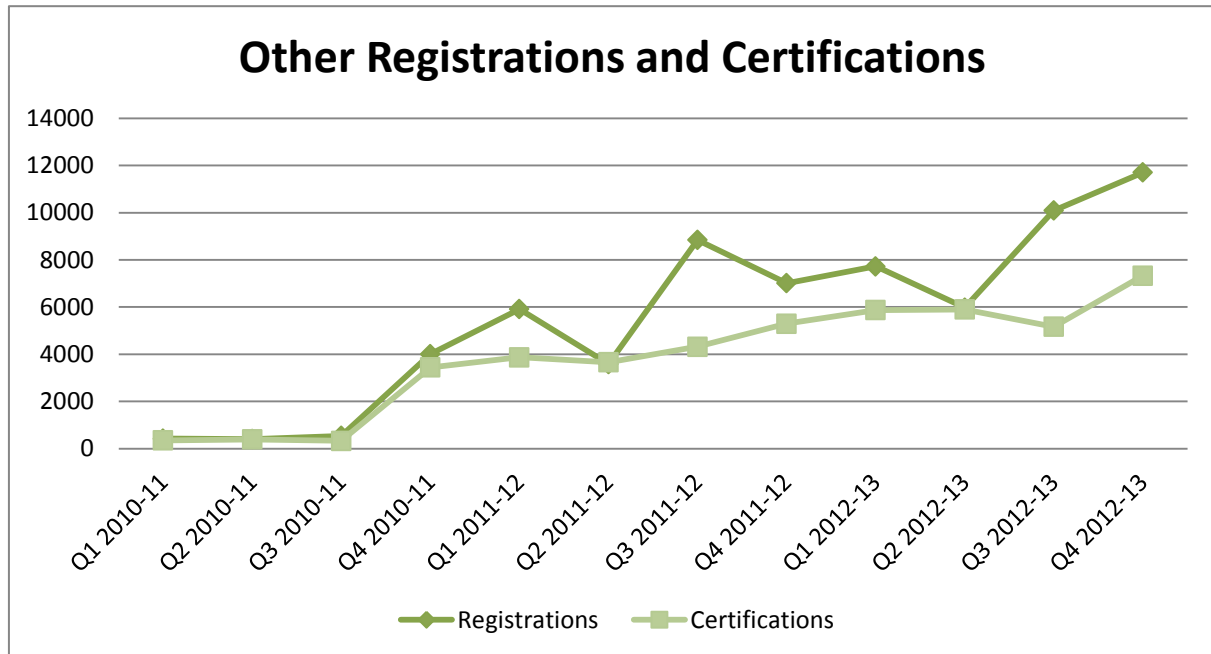
These registrations and certifications cover 46 different qualifications, offered by 13 different awarding bodies. During this quarter, Regulatory and Licensing qualifications represented 4% of all currently accredited qualifications, 20% of all registrations, and 27% of all certifications. The Regulatory and Licensing qualification with the highest number of registrations this quarter was the BIIAB Scottish Certificate for Personal Licence Holders (SCPLH), with 1,027 registrations. This qualification also experienced the highest number of R&L certifications (1,081).

### All other accredited qualifications (Other)

During the last quarter of 2012–13, 7,303 registrations for ‘Other’ qualifications were submitted to SQA Accreditation. This is an increase of 67% compared to the same quarter of the previous year. During the same period 4,878 ‘Other’ certifications were submitted; an increase of 38% compared to the same quarter of the previous year. ‘Other’ qualifications had shown a steady increase in certifications over the last year until this quarter.

The most significant increase in registrations and certifications was for 'Other' accredited qualifications. Since Q4 2010–11 the number of 'Other' qualifications being accredited has increased rapidly. As more qualification developers choose this flexible type of qualification, we expect to see the number of registrations and certifications continue to rise in line with the number available.

Figure 6 — 'Other' registrations and certifications



These registrations and certifications cover 185 different qualifications, offered by 22 different awarding bodies. During this quarter, other qualifications represented 16% of all currently accredited qualifications, 31% of all registrations and 29% of all certifications.

The 'Other' qualification with the highest number of registrations this quarter was, once again, the NEBOSH National General Certificate in Occupational Health and Safety with 2,529 registrations. This qualification also experienced the highest number of 'Other' certifications with 1,880 certifications.

## Analysis by awarding body

During Q4 2012–13 (Jan–Mar) the awarding body with the highest number of SVQ registrations overall was SQA, with 9,418 registrations (80% of all SVQ registrations). This awarding body also experienced the highest number of SVQ certifications overall, with 5,464 certifications (75% of all SVQ certifications).

For Regulatory and Licensing qualifications, the top awarding body for certifications and registrations was BIIAB, with 2,311 registrations (47% of all Regulatory and Licensing registrations) and 2,220 certifications (48% of all Regulatory and Licensing certifications).

NEBOSH was the top registering and certifying awarding body for ‘Other’ qualifications with 4,371 registrations (60% of all ‘Other’ registrations) and 3,139 certifications (64% of all ‘Other’ certifications).

Figure 7 — Types of registrations by awarding body

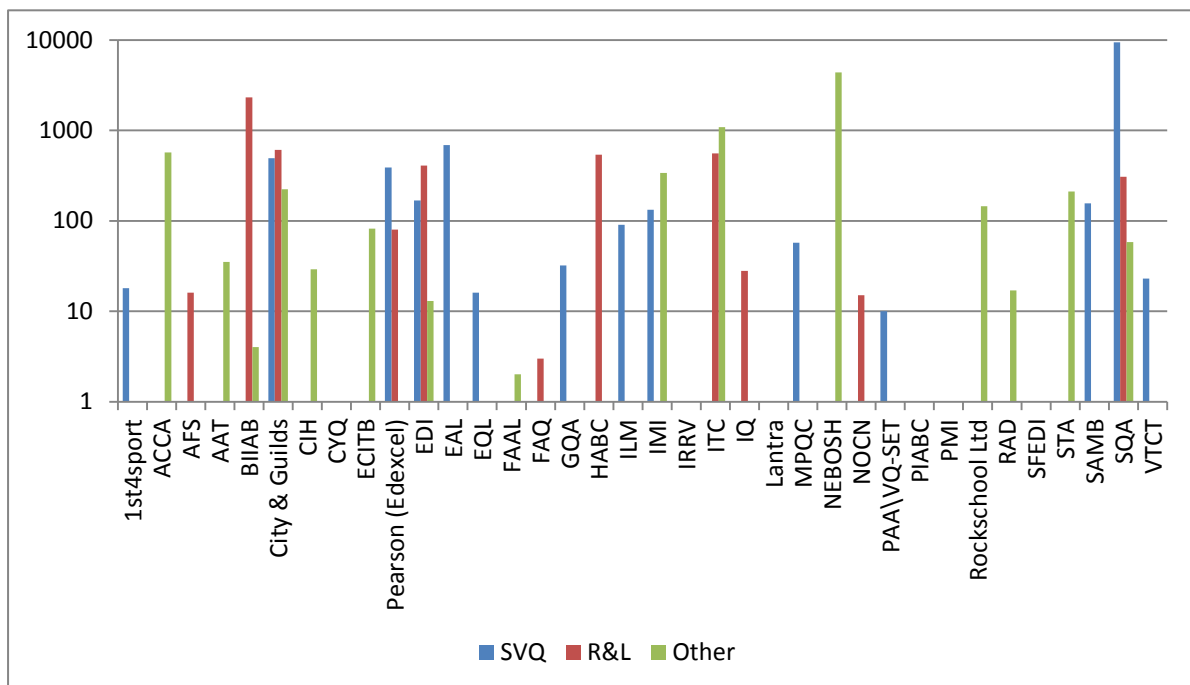
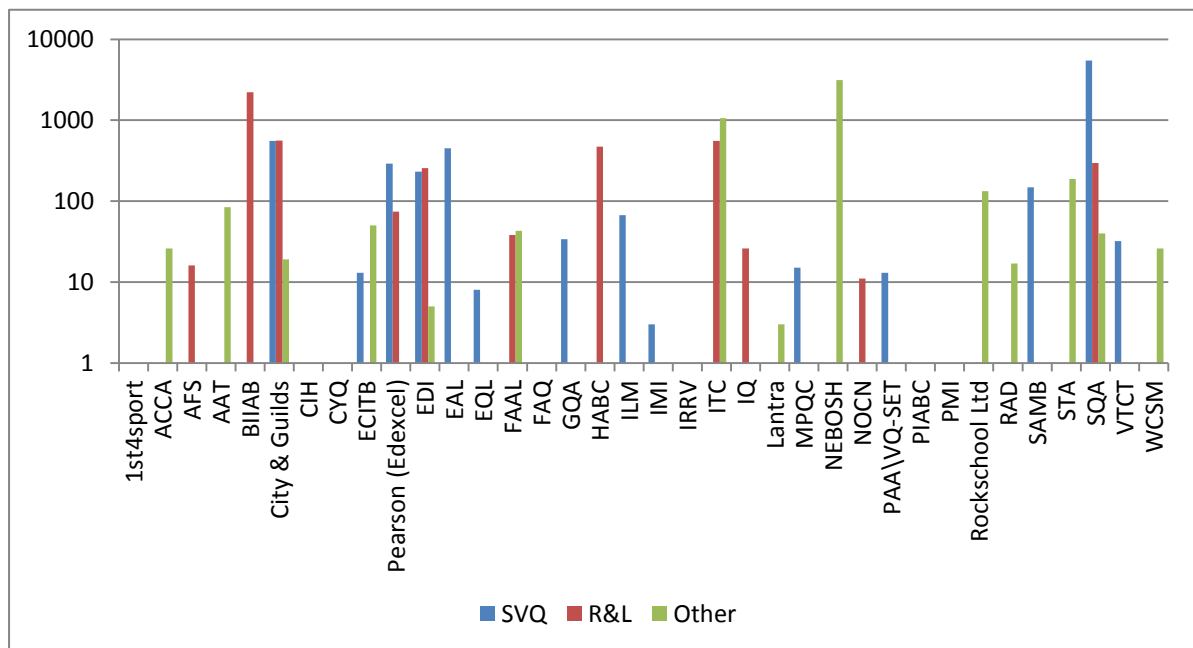


Figure 8 — Types of certifications by awarding body



Throughout Q4 2012–13, SFEDI Awards Pensions Management Institute (PMI), PIABC, Skillsfirst Awards Ltd, and the Institute of Revenues Rating and Valuation (IRRV) all indicated that they had no registrations or certifications for any of their qualifications. As Skillsfirst Awards Ltd and SFEDI Awards are very recently approved awarding bodies, it is no surprise that they have no candidates at this time.

In terms of breakdown by qualification type, awarding bodies tend to focus on specific qualification types, with only SQA, EDI and City & Guilds registering and certifying qualifications across all types. (See Figures 7 and 8 above — please note the scale used in these graphs has been adjusted to make the figures more readable.)

## Analysis by area of competence

At the point of accreditation, each qualification is assigned to one of the following 11 areas of competence:

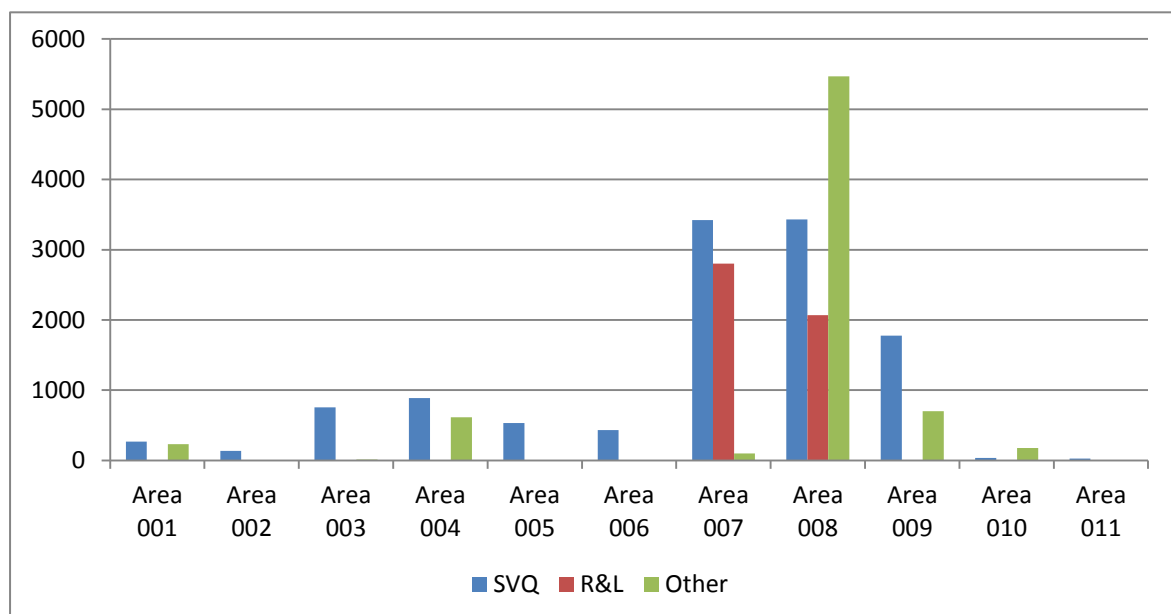
- ◆ 001 Tending Animals, Plants and Land
- ◆ 002 Extracting and Providing Natural Resources
- ◆ 003 Constructing
- ◆ 004 Engineering
- ◆ 005 Manufacturing
- ◆ 006 Transporting
- ◆ 007 Providing Goods and Services
- ◆ 008 Providing Health, Social Care and Protective Services
- ◆ 009 Providing Business Services
- ◆ 010 Communicating and Entertaining
- ◆ 011 Developing and Extending Knowledge and Skill

Each awarding body and sector skills council has a responsibility for verifying the allocation of these areas on a monthly basis when they are published on SQA Accreditation’s website: <http://www.sqa.org.uk/sqa//42336.html>. These classifications are combined with registration and certification data submitted by awarding bodies to produce the statistics below.

## Registrations by areas of competence

Registrations across areas of competence vary considerably. Figure 9 provides an overview of the number of registrations for each area of competence further broken down by qualification type. While the addition of City & Guilds data from Q2 2012-13 has pushed up the overall figures, the trends remain fairly constant.

Figure 9 — Registrations by area of competence and qualification type



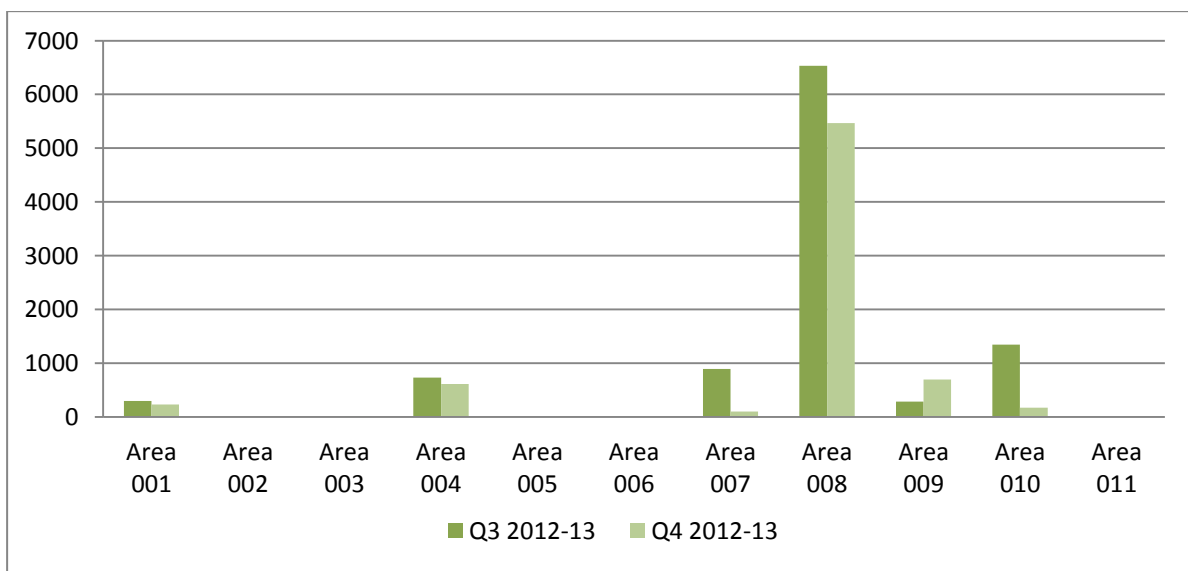
- ◆ The area of competence that experienced the highest number of SVQ registrations was Area 008: Providing Health, Social Care and Protective Services 3,433 registrations, representing 29% of SVQs during the last quarter of 2012–13 (Jan–Mar).
- ◆ The area of competence that experienced the highest number of Regulatory and Licensing registrations was Area 007: Providing Goods and Services with 2,802 registrations, representing 58% of Regulatory and Licensing qualifications during the last quarter of 2012–13 (Jan–Mar).
- ◆ The area of competence that experienced the highest number of ‘Other’ registrations was Area 008: Providing Health, Social Care and Protective Services with 5,469 registrations, representing 75% of ‘Other’ qualifications during the last quarter of 2012–13 (Jan–Mar).

There were few changes to the distribution of registrations for ‘Other’ qualifications compared to quarter 3 2012–13:

- ◆ Area 008: Providing Health, Social Care and Protective Services had the highest number of registrations again this quarter (5,469). This has decreased by 16% (1,065) from the last quarter. As the most popular qualification of this type (by quite a large margin) is the NEBOSH National General Certificate in Occupational Health and Safety it is unsurprising Area 008 has the highest uptake.
- ◆ There has been a slight decrease in a number of areas of competence for ‘Other’ qualifications when compared to the last quarter but this to be expected at the end of the financial year.
- ◆ The most significant decreases are in Areas 007, 008 and 010.

These movements are shown in Figure 10.

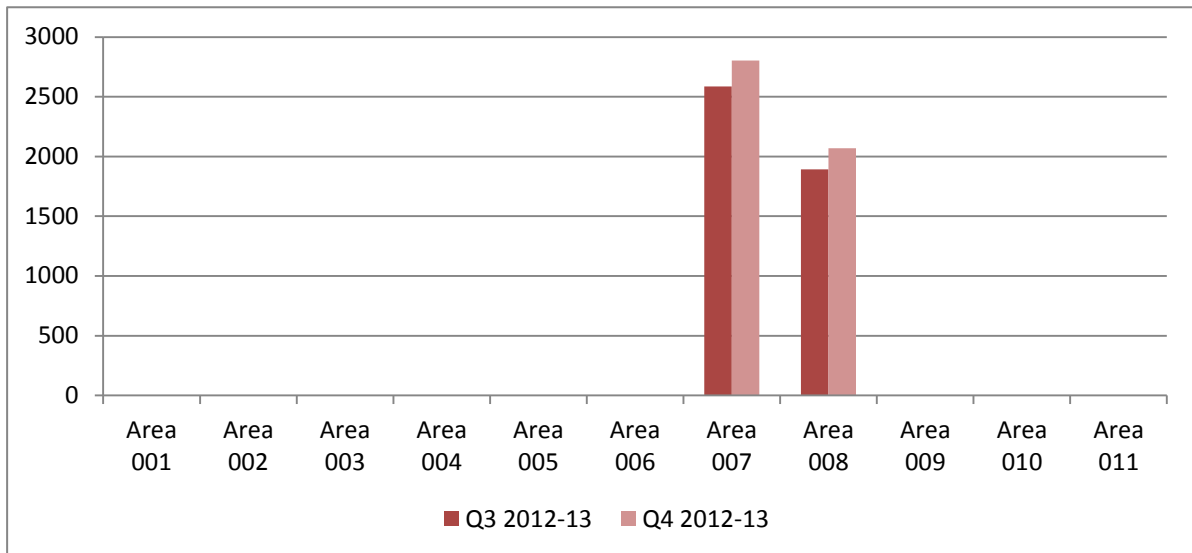
Figure 10 — Registrations for ‘Other’ qualifications





The distribution of registrations across areas of competence only changed very slightly for the Regulatory and Licensing qualifications. There was an increase of 8% (217 registrations) for Area 007: Providing Goods and Services, and an increase of 9% (176 registrations) for Area 008: Providing Health, Social Care and Protective Services (as shown in Figure 11). Currently, Regulatory and Licensing qualifications are only offered in these two areas.

Figure 11 — Registrations for Regulatory and Licensing qualifications

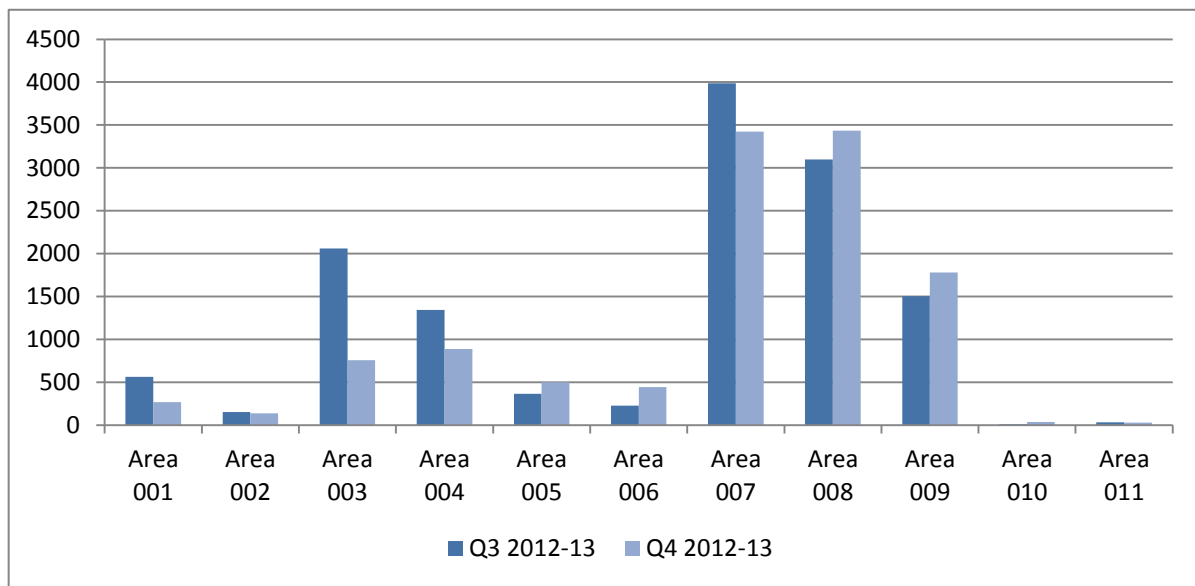


As shown in Figure 12, SVQs are offered in all 11 areas, and the range of areas of competence that SVQs are offered in remains in line with previous quarters.

Compared to the previous quarter, SVQ registrations have decreased across half of the existing areas of competence. Areas 003, 004, and 007 have experienced the most significant decreases with, Area 003 decreasing by 62% (1,301 registrations), Area 004 down by 34% (454 registrations) and Area 007 down by 14% (563 registrations).

- ◆ The total number of registrations for SVQs in Area 003: Constructing, have decreased considerably, due partly to the time of year (similar trends have been seen in Q4 previously).
- ◆ Area 008: Providing Health, Social Care and Protective Services also showed a significant increase on quarter 3 registrations. This was mainly due to large numbers of registrations for Health and Social Care SVQs offered by NEBOSH and SQA.
- ◆ Area 009: Providing Business Services increased by 102% (760 registrations). Traditionally, there is an increase in registrations from Q3 to Q4 so, where there isn't a particular qualification with a significantly higher uptake, the change can be explained as seasonal.

Figure 12 — Registrations for SVQs



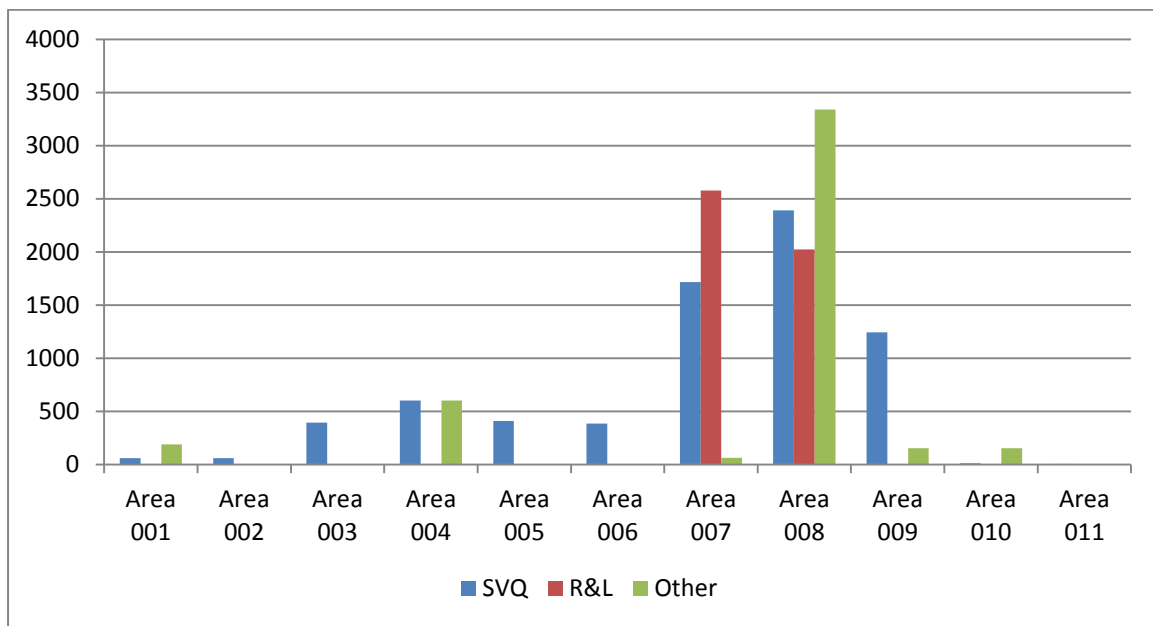
### Certifications by area of competence

Certifications by area of competence are lower than registrations, yet the general trends are similar in the sense that the most certifications were for areas 004, 007, 008 and 009, as shown in Figure 13.

The area of competence that experienced the highest number of SVQ certifications was Area 008: Providing Goods and Services with 2,391 certifications, representing 33% of SVQs during this period.

- ◆ The area of competence that experienced the highest number of Regulatory and Licensing certifications was Area 007: Providing Goods and Services with 2,579 certifications, representing 56% of Regulatory and Licensing qualifications during the same period.
- ◆ The area of competence that experienced the highest number of 'Other' certifications was Area 008: Providing Health, Social Care and Protective Services with 4,244 certifications, representing 87% of 'Other' qualifications during the same period.

Figure 13 — Certifications by area of competence and qualification type



When comparing this year's Q4 certifications to Q4 2011–12, the distribution of certifications across the areas of competence and qualification types is slightly different. There is a marked decrease in SVQ uptake for Area 007, which is offset by the increase in R&L uptake for this Area. In Area 008: Providing Health, Social Care and Protective Services, the drop in uptake for 'Other' qualifications is balanced by the increase in SVQ uptake for this area (compared to Q4 2011–12).

# Analysis by qualification developer

SQA Accreditation focuses more directly on analysis by area of competence, rather than sector skills councils (SSCs) or qualification developers, because some SSCs develop qualifications across a range of sectors. Nevertheless, the breakdown of registrations and certifications by qualification developer is presented in Figures 14 and 15.

Figure 14 — Registration by qualification structure developer

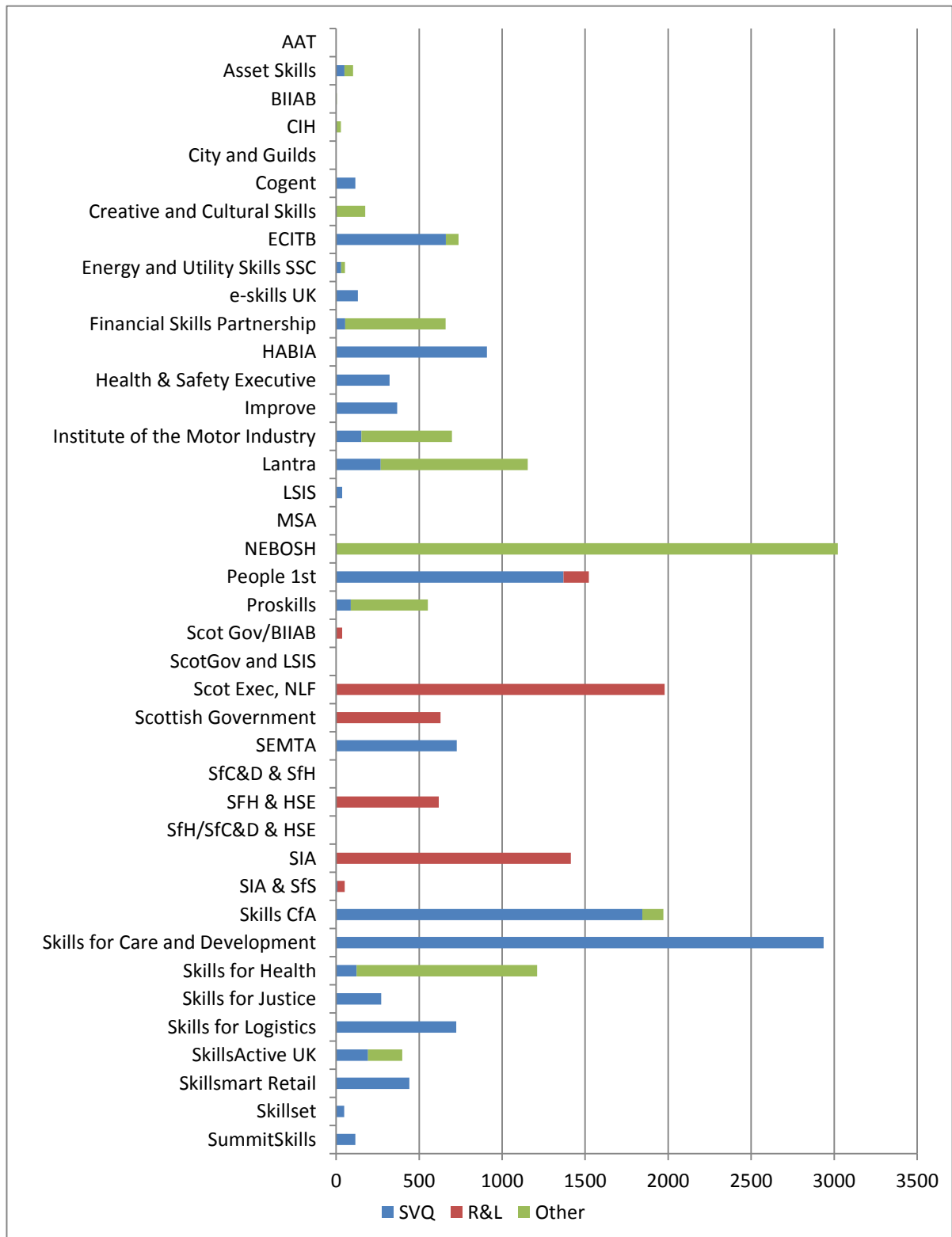
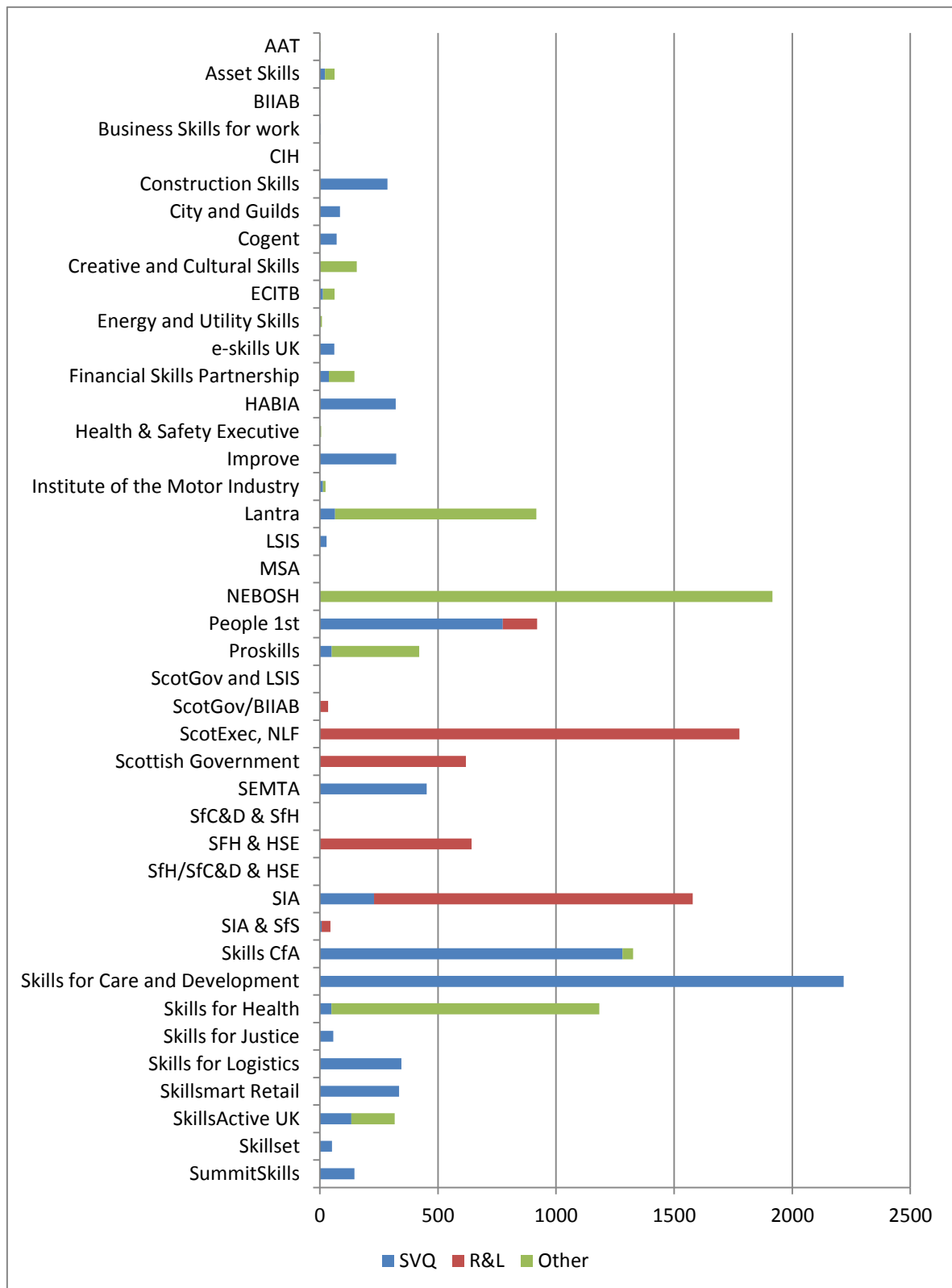


Figure 15 — Certification by qualification structure developer

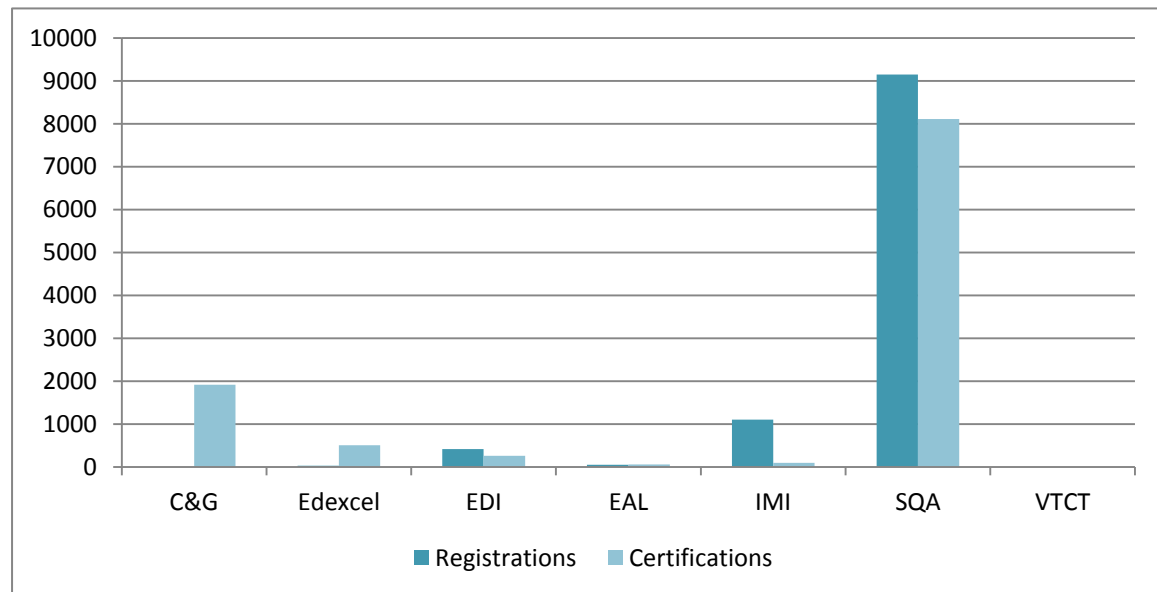


## Workplace Core Skills

During the last quarter of 2012–13 there were 135 Workplace Core Skills accredited. These range from SCQF level 3 to SCQF level 6.

There were 10,757 Workplace Core Skills registrations and 10,946 certifications in total. The awarding body with the most registrations and certifications was SQA, with 85% of registrations and 74% of certifications.

Figure 16 — Core Skills by awarding body



The Workplace Core Skill with the most registrations and certifications was Working with Others (SCQF level 4) with 1,633 registrations and 1,615 certifications.

Registrations and Certifications for Workplace Core Skills are highest in all categories at SCQF level 4, as shown in Figures 17, 18, 19, 20 and 21.

Figure 17 — Communication Core Skill

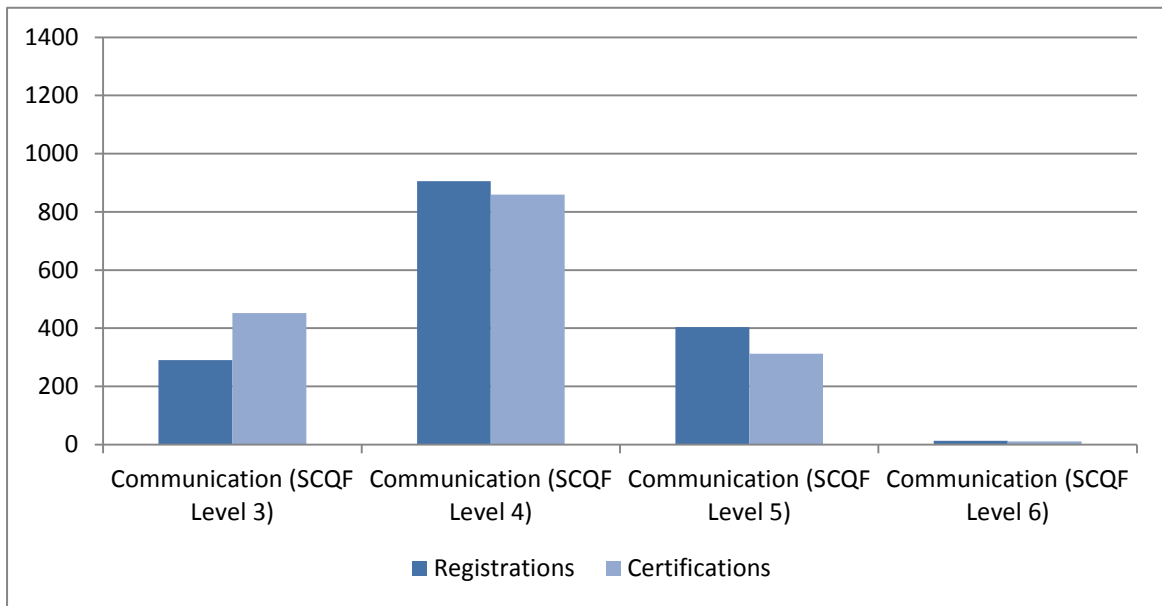


Figure 18 — Information and Communication Technology Core Skill

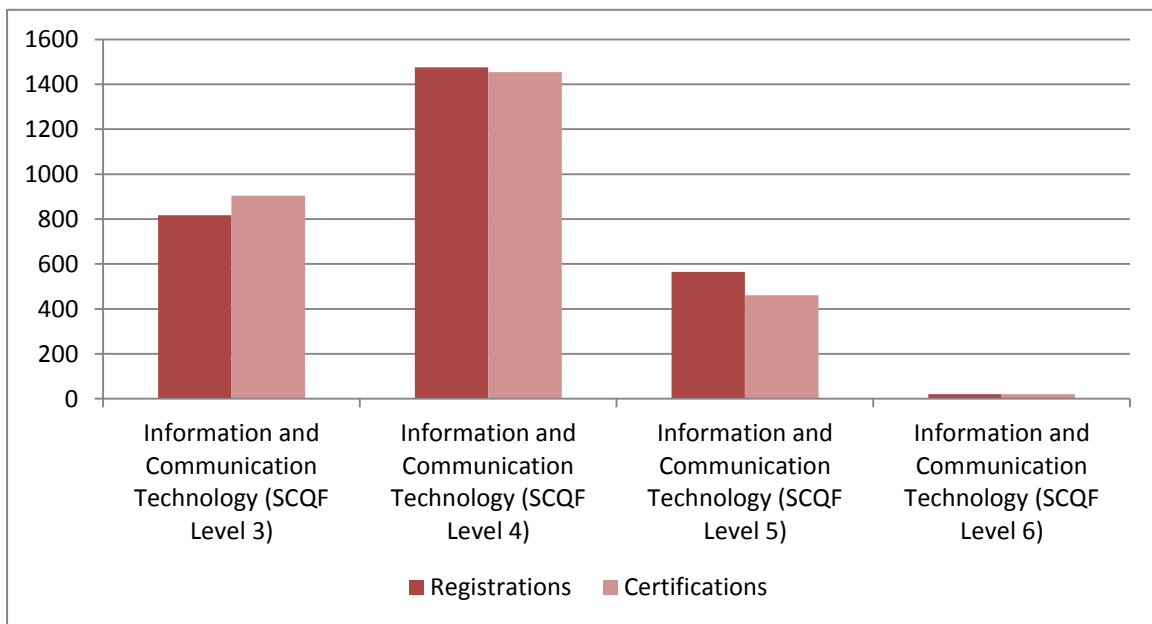


Figure 19 — Numeracy Core Skill

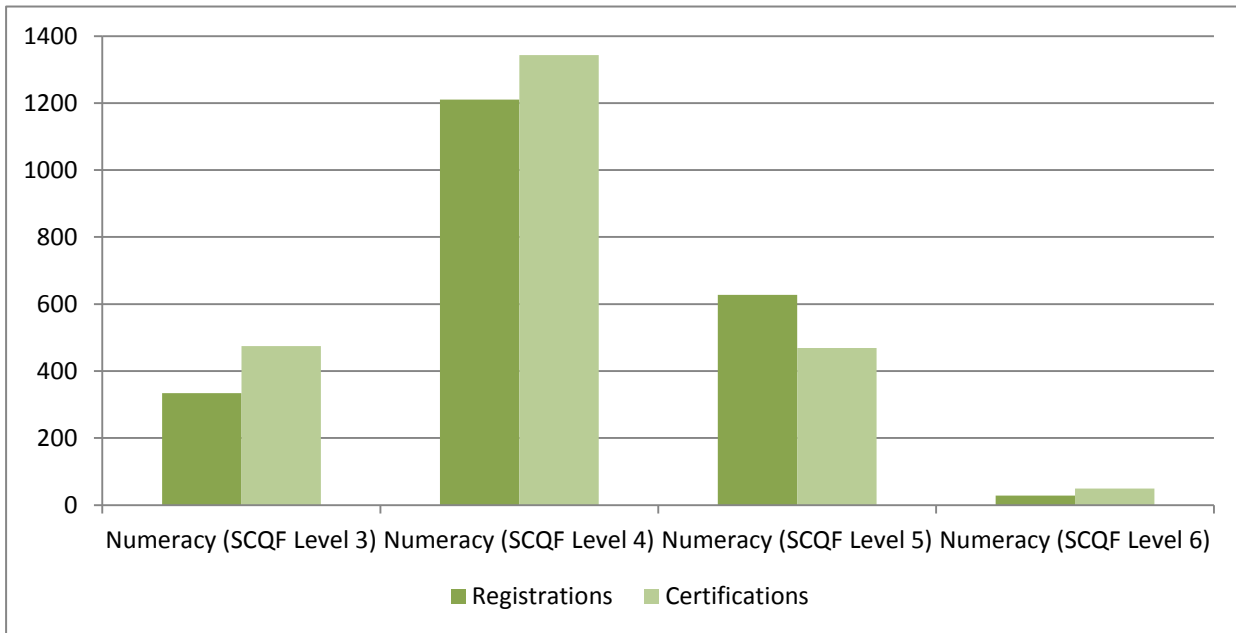


Figure 20 — Problem Solving Core Skill

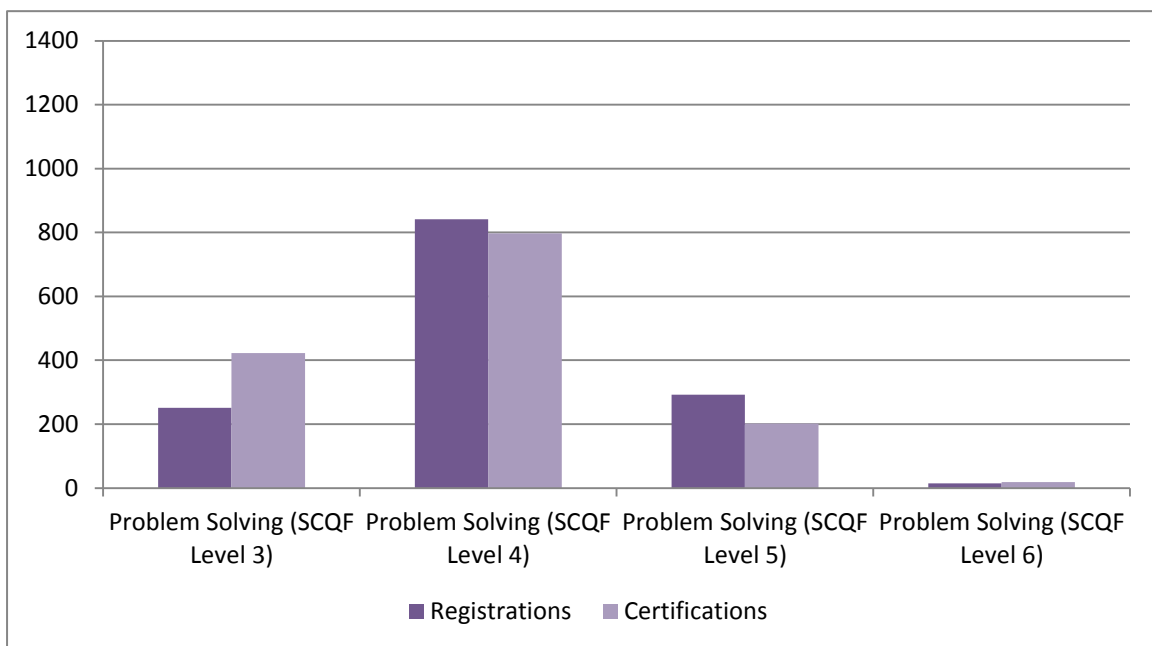




Figure 21 — Working with Others Core Skill



# Glossary

Term	Description
Area of competence	There are 11 occupational areas of competence. These range from Tending Animals, Plants and Land, to Engineering to Developing and Extending Knowledge and Skill. All SVQs are organised by the area of competence to which they belong.
Certifications	The process by which a centre requests a SVQ certificate for a candidate who has completed the full SVQ.
‘Other’ accredited qualification	All ‘Other’ accredited qualifications that are not SVQs or Regulatory and Licensing qualifications.
Registrations	The process by which a centre informs an awarding body that a candidate has commenced working towards an SVQ.
Regulatory and Licensing Qualification	Qualifications which are defined or required by industry regulators, such as the Security Industry Authority, and often underpin licence to practise schemes.
Scottish Vocational Qualification	Scottish Vocational Qualifications (SVQs) are qualifications which combine skills, knowledge and ability within a specific occupational area and are delivered in a workplace setting. The standards for SVQs are designed by the appropriate sector skills council (SSC).

# Awarding bodies

<b>Acronym (if used)</b>	<b>Awarding body</b>
N/A	1st4sport Qualifications
AFS	Alcohol Focus Scotland
AAT	Association of Accounting Technicians
ACCA	Association of Chartered Certified Accountants
N/A	BIIAB
CIH	Chartered Institute of Housing
CMI	Chartered Management Institute
N/A	City & Guilds
EDI	Education Development International plc
ECITB	Engineering Construction Industry Training Board
EQL	Equestrian Qualifications GB Limited
EAL	Excellence, Achievement and Learning Limited
FAAL	First Aid Awards Limited
FAQ	Future (Awards & Qualifications) Ltd
GQA	GQA Qualifications Limited
HABC	Highfield Awarding Body for Compliance
IMI	IMI Awards Limited
IQ	Industry Qualifications
ILM	Institute of Leadership and Management

<b>Acronym (if used)</b>	<b>Awarding body</b>
IRRV	Institute of Revenues Rating and Valuation
ITC	ITC First Aid Limited
N/A	Lantra
MPQC	Mineral Products Qualifications Council
NEBOSH	National Examination Board in Occupational Safety and Health
NOCN	National Open College Network
N/A	PAA/VQ-SET
N/A	Pearson Education Limited (Edexcel)
PMI	Pensions Management Institute
N/A	PIABC
N/A	Rockschool Limited
RAD	Royal Academy of Dance
STA	Safety Training Awards
N/A	SFEDI Awards
N/A	Skillsfirst Awards Ltd
N/A	Scottish Bakers
SQA	Scottish Qualifications Authority
VTCT	Vocational Training Charitable Trust
WCSCM	Worshipful Company of Spectacle Makers