



National
Qualifications
2023

2023 Fashion and Textile Technology

Higher

Finalised Marking Instructions

© Scottish Qualifications Authority 2023

These marking instructions have been prepared by examination teams for use by SQA appointed markers when marking external course assessments.

The information in this document may be reproduced in support of SQA qualifications only on a non-commercial basis. If it is reproduced, SQA must be clearly acknowledged as the source. If it is to be reproduced for any other purpose, written permission must be obtained from permissions@sqa.org.uk.



General marking principles for Higher Fashion and Textile Technology

Always apply these general principles. Use them in conjunction with the specific marking instructions, which identify the key features required in candidates' responses.

- (a) Always use positive marking. This means candidates accumulate marks for the demonstration of relevant skills, knowledge and understanding; marks are not deducted for errors or omissions.
- (b) If a candidate response does not seem to be covered by either the principles or specific marking instructions, and you are uncertain how to assess it, you must seek guidance from your team leader.
- (c) Award marks only where points relate to the question asked. Where candidates give points of knowledge without specifying the context, award marks unless it is clear that they do not relate to the context of the question.
- (d) The following command words are used in the question paper:
 - A Identify
 - B Select
 - C Describe
 - D Explain
 - E Discuss
 - F Evaluate
 - G Analyse.

For each command used, the following provides an example of applying the marking principles. For **identify** questions, candidates must list a number of relevant items or facts. These must relate to the context of the question and do not need to be in any particular order.

Up to the total mark allocation for this question:

- award **1 mark** for each accurate relevant point of knowledge linked to the context of the question.

Example question: Identify two features of smart fabrics that would be desirable in textiles to be used for a hillwalking jacket.

Example answer: Breathability.

(1 mark for correct identification of a feature of a performance fabric to be used for a hillwalking jacket.)

For **select** questions, candidates must identify a number of relevant items or facts from a given source. These must relate to the context of the question and do not need to be in any particular order.

Up to the total mark allocation for this question:

- award **1 mark** for each accurate item or fact identified from the given source(s), linked to the context of the question.

Example question: Select **three key features** from the images shown.



Example answer: Key feature: Triangle shapes, from the roof of the bandstand, the roof of the birdcage and on the parasols – triangle shapes could be used to form the sections of a panelled skirt to mimic/represent the shape of the roof for the spring fashion collection. (1 mark for accurate relevant point showing the impact on fashion design)

For **describe** questions, candidates must define or give an account of points which must relate to the question. They do not need to be in any particular order. Candidates may provide a number of straightforward points or a smaller number of developed points, or a combination of these.

Up to the total mark allocation for this question:

- award 1 mark for each accurate relevant point of knowledge linked to the context of the question.

Example question: Describe two benefits to consumers of including fabric content information on the fashion/textile item label.

Example answer: Details of the fibre content might give an indication of how hardwearing the fabric is likely to be. (1 mark for correct description of one use of fabric content information.)

For **explain** questions, candidates must make the relationship between points clear, for example by giving accurate relevant points, showing connections between these and the context of the question. Candidates may provide a number of straightforward explanations or a smaller number of developed explanations, or a combination of these.

Up to the total mark allocation for this question:

- award 1 mark for each accurate relevant point.

Example question: Explain the importance of each of the symbols on the pattern piece shown.

Example answer: Place on the straight grain symbol –the arrow should be placed parallel to the selvedge, so this will ensure that the item hangs correctly. (1 mark for accurate relevant point linked to the symbols on the pattern piece.)

For **discuss** questions, candidates must make the relationship between things clear, for example by giving accurate relevant comments showing connections between these and the subsequent potential impact related to the context of the question.

- award **1 mark** for each accurate relevant point linked to the context of the question.

Example question: Discuss the ways these images can influence a spring fashion collection.

Example answer: Key feature: Triangle shapes, from the roof of the bandstand, the roof of the birdcage and on the parasols – triangle shapes used to form the sections of a panelled skirt which will create a structured appearance adding interest to the overall design of the skirt. (1 mark for accurate relevant point showing the impact on fashion design.)

For **evaluate** questions, candidates must make a number of evaluative comments which make a judgement based on the information provided, related to the context of the question.

Up to the mark allocation for this question:

- award **1 mark** for each relevant evaluative comment linked to the context of the question.

Example question: Evaluate the suitability of using a knitted fabric for a school sweatshirt.

Example answer: Knitted fabrics have stretch this would be good as the sweatshirt will not restrict movement so will be comfortable to wear for a whole school day. (1 mark for evaluative comment linked to the requirements for a school sweatshirt.)

For **analyse** questions, candidates must make a number of comments related to the context of the question. Candidates should identify appropriate pieces of information, the relationship between the identified information and their significance when taken together.

Up to the mark allocation for this question:

- award **1 mark** for each relevant point of analysis linked to the context of the question.

Example question: Analyse the impact of the properties and characteristics of the textiles and the construction techniques used in the design of this hillwalking jacket.

Example answer for construction technique: taped seams.

Example impact on the item: this is a suitable seam finish as it will prevent water passing through to the inside of the jacket, so keeping the wearer dry. (1 mark for an appropriate explanation of a correctly identified construction technique, linked to the requirements for a hillwalking jacket.)

Marking instructions for each question

Section 1

Question		Expected response	Max mark	Additional guidance
1.	(a)	<p>Potential key features from the image(s) could include:</p> <p>Colour palette:</p> <ul style="list-style-type: none"> • white – daisy, clouds • green – grass, hills, trees • yellow – daffodils, sunlight, eggs, chick, beak • red & orange – eggs • blue – sky, water • brown – bench • grey – rocks. <p>Shapes/patterns:</p> <ul style="list-style-type: none"> • curves – petals, hills • circles – daisy, daffodil, rocks, eggs • lines/stripes – bench, bumblebee • triangles/pointsá – beak. <p>Textures:</p> <ul style="list-style-type: none"> • fluffy/soft – grass, clouds, petals, feathers • jagged – tree branches, bee sting, claws • rough – rocks, bench, daisy centre, hillside • smooth – water, bumblebee, egg surface. <p>Nature:</p> <ul style="list-style-type: none"> • hills, flowers, insects, clouds, grass, trees, water, sky, rocks, sunset. 	10	<p>Candidates should make relevant comments making the relationship between features clear, for example by giving accurate relevant comments showing connections between a feature and its possible use in a design, related to the context of the question.</p> <p>Candidates are required to explore ideas about a design project and the impact of the influence on fashion designs.</p> <p>From the source provided, candidates must consider a range of key features that impact on fashion design and discuss how each could develop into aspects of the design for the fashion items in the Spring collection.</p> <p>Selection of key features (up to 3 marks).</p> <p>Award 1 mark for identification of an appropriate key feature from the source.</p> <p>Discussion of identified key features (up to 7 marks).</p> <p>Award 1 mark for each response that demonstrates how a source of inspiration (correctly identified from the images) could inspire fashion items designed for this collection.</p>

Question	Expected response	Max mark	Additional guidance
	<p>Possible design features for fashion items for this collection could include:</p> <ul style="list-style-type: none"> • style features: for example, shape, sleeve type, style, fastenings, pockets, collar applied to a given fashion/textile item • fabric used: for example, colour, pattern, fibre content, method of fabric construction, weight, characteristics • embellishment: for example, construction details, surface decoration techniques. <p>Possible link of key features identified from the images on the fashion items designed for a Spring collection could include:</p> <p>Colour palette:</p> <ul style="list-style-type: none"> • use of white, green, yellow, blue, brown, grey, red, orange coloured fabrics, for example, as the main colour for tops, skirts, jackets, dresses, shirts, shorts • use of white, green, yellow, blue, brown, grey, red, orange coloured fabrics, for example, in stripes/polka dots/floral prints • contrast colours, for example, contrast green cuffs/collar on a white shirt/contrast topstitching on a top • colour block/contrast trims or buttons on an item • use of landscape background or hillsides on clothing • use of use of white, green, yellow, blue, brown, grey, red, orange embellishments, for example, green beads, yellow embroidery or a chick applique design. 		<p>Award marks if:</p> <ul style="list-style-type: none"> • a clear link to possible inspiration from the images is demonstrated • a clear link to the way the specified design feature is applied in an item suitable for this collection • the design feature identified can be clearly visualised • an expansion of the response making a link to the impact of the design feature. <p>The design features should link back to the images and be expanded to reference the impact on the item/design feature identified.</p> <p>See example responses for colour/shape/texture:</p> <p>COLOUR: <i>The white colour from the daisy's petals could inspire the designer to make a blue dress with large white appliqued polka dots. The colour of the applique resembles the bright white of the flower's petals and gives the dress a fresh colour for the spring collection which also makes it more aesthetical appeal.</i></p>

Question	Expected response	Max mark	Additional guidance
	<p>Shapes/patterns:</p> <ul style="list-style-type: none"> • curve <ul style="list-style-type: none"> – tops and dresses with loose curved lines that flow and are loose fitting – scalloped neckline/hem on tops/skirts/dresses – use of bell sleeves, balloon skirt/dresses – puff sleeves showing volume. • circles <ul style="list-style-type: none"> – polka dots – motifs – circle shaped skirt, cape, sleeve – use of circle shape for base of a bag – use of sequins/pearls on an item as an embellishment. • lines <ul style="list-style-type: none"> – trim/braid/piping/binding – striped print on fabric/fringing – parallel rows of topstitching/embroidery/pintucks – fringing on top/skirt hem/yoke of jacket. • triangle <ul style="list-style-type: none"> – use of handkerchief points at hem of skirt/top/sleeve/collar – panelled skirt (godets) – triangle shaped flap fastening on bag – patch pocket with triangle shaped edge/flap. 		<p>SHAPES/PATTERN: <i>The curve from the hills could inspire the designer to make a t-shirt with exaggerated puff sleeves made in an organza fabric for the spring collection. The puffs sleeves will create volume in the top and have a similar shape of the hills which will provide an eye-catching feature.</i></p>

Question	Expected response	Max mark	Additional guidance
	<p>Texture:</p> <ul style="list-style-type: none"> • fluffy/soft <ul style="list-style-type: none"> – use of faux fur trimmings on items/bags – use of pompoms on items, for example, bags – use of soft fabrics on items – use of wool to make items, for example, dresses/skirts/jumpers/jackets – use of knitted fabrics to make items like dresses/jackets. • jagged <ul style="list-style-type: none"> – use of pointed collar edges – handkerchief wrap around skirts. • rough <ul style="list-style-type: none"> – use of rough textured fabrics for items like linen tops – use of textured trimmings, for example, fringing as decoration on tops/dresses/jackets/bags – use of trimmings and decorations that are textured, for example, multiple sequins or glitter fabric patch pockets. • smooth <ul style="list-style-type: none"> – use of lightweight/floaty fabric to represent the water – use of silky/chiffon/organza fabric with ruffles to provide movement/drape on an item – glossy/shiny fabric to represent the water. 		<p>TEXTURE: <i>The smooth texture of the petal on the daisy could inspire the designer to make a silk top for the spring collection. The silk top would flow, be smooth and shiny which resembles the touch and appearance of the petal. The fabric would be comfortable, soft fabric to wear in the spring.</i></p>

Question	Expected response	Max mark	Additional guidance
	<p>Nature:</p> <ul style="list-style-type: none"> • hills <ul style="list-style-type: none"> – use of green fabrics – curved patch pocket/peter pan collar on clothing – curved/shaped neckline on clothing – triangular collar on clothing – triangular edges on the hem of a skirt/dress. • flowers <ul style="list-style-type: none"> – use of white and yellow fabrics – use of daisy design on clothing, for example, embroidery/applique – use of textured fabric or embroidered fabric. • insects <ul style="list-style-type: none"> – appliqued shapes of the bumblebee on an item – use of boning/piping on a bodice/item of clothing to give a striped appearance similar to the bee body – use of stripes printed on a fabric – parallel rows of topstitching in black and yellow. • clouds <ul style="list-style-type: none"> – appliqued/embroidered shapes of clouds on an item – faux fur fabric trimmings used on garments. 		

Question	Expected response	Max mark	Additional guidance
	<ul style="list-style-type: none"> • grass <ul style="list-style-type: none"> – use of green fabrics – use of trims, for example, frayed edges, fringing and tassels – use of pile/brushed fabrics/fringing to look like the texture of grass – use of faux fur trims/pompoms on garments. • trees <ul style="list-style-type: none"> – appliqued/embroidered shapes of trees on an item – use of tree printed fabrics for a garment – use of long styles to represent the height of the trees, for example long maxi dresses and skirts – feathers on an item to represent the bushiness of the tree branches. • water <ul style="list-style-type: none"> – use of colours to represent the tones of the water – use of transparent fabrics to mimic the water – use of silky fabrics to represent the calm water – use of ruffles to mimic the water ripples, for example on skirts, dresses and tops. • sky <ul style="list-style-type: none"> – use of bright blue fabrics – use of smooth fabrics to represent the sky – use of ombre dyed fabrics to take inspiration from the sunset. 		

Question	Expected response	Max mark	Additional guidance
	<ul style="list-style-type: none"> • rocks <ul style="list-style-type: none"> – use of grey fabrics or grey accents with green – use of French knots or other similar embroidery stitches in motifs – use of rock shapes/embossed buttons on an item. • birds <ul style="list-style-type: none"> – use of faux fur fabrics used as trims on an item – image of the chick printed on the fabric. <p>Or any other valid response.</p> <p><i>The above points demonstrate how the design features could be applied to a textile item however the expansion of the impact is not stated in these responses as they will be subjective to the candidate's own interpretation.</i></p> <p><i>Answers should be discussed to fully link back to the images and be expanded to demonstrate the impact on the item/design feature identified.</i></p>		

Question	Expected response	Max mark	Additional guidance
(b)	<p>Possible responses could include:</p> <p>Stable/rigid</p> <ul style="list-style-type: none"> • suitable as the fabric will keep its shape, so making sure the garments/items from the collection are smart • suitable as will not stretch, so ensuring a good fit for the wearer/has good shape retention so more aesthetically pleasing • suitable as the fabric will withstand wear and tear/be strong/durable so helping ensure the garments/items from the collection will not need replaced often so saving money • suitable as the fabric will not distort, so the garments/items from the collection will withstand agitation in frequent laundering • suitable as woven fabrics may include organic cotton, silk and lyocell which will all give a smart appearance for the collection • less suitable as fabric will not stretch/flex/restrict movement so may be less comfortable to wear • less suitable as fabric may fray easily, so any tears/holes may enlarge quickly which would spoil the appearance/not be value for money. <p>Smooth</p> <ul style="list-style-type: none"> • suitable as most woven fabrics are smooth feeling which will make the garments/items from the collection comfortable to wear • suitable as most woven fabrics are smooth which will allow the fabric to be printed on and the logo/pattern will stand out/be eye catching • suitable as threads are less likely to get pulled/caught, so keeps the garments/items from the collection looking smart/value for money/do not need replaced often. <p>Cut on the bias</p> <ul style="list-style-type: none"> • Suitable as when woven fabrics are cut on the bias they provide more stretch/movement to the wearer therefore more comfortable/does not restrict mobility. 	3	<p>Candidates may provide a number of straightforward evaluations or a smaller number of developed evaluations, or a combination of these.</p> <p>Candidates must make evaluative comments on the suitability of the use of woven fabric for a Spring collection.</p> <ul style="list-style-type: none"> • award 1 mark for each relevant evaluative comment linked to the context of the question. • award a further mark for any evaluation that is developed. <p>Up to the mark allocation for this question:</p> <ul style="list-style-type: none"> • award a maximum of 3 marks for valid evaluative comments relating to the identified aspects of woven fabric to be used for making a Spring collection • award a maximum of 2 mark for developed evaluations relating to the same identified aspect of woven fabric to be used for making a Spring collection. <p>Award marks for each response that:</p> <ul style="list-style-type: none"> • identifies a relevant property or characteristic of woven fabric • includes an appropriate judgement about the identified property or characteristic • is specifically linked and provides an impact to the requirement of the items for the Spring collection. <p>Do not award marks for general comments about properties/characteristics of woven fabric.</p> <p><i>The Spring Collection must be referenced in the answer.</i></p>

Question	Expected response	Max mark	Additional guidance
(c)	<p>Possible responses could include:</p> <ul style="list-style-type: none"> • lyocell will absorb any perspiration away from the wearers body in the warmer Spring days meaning the wearer is more comfortable • lyocell is very breathable so will keep the wearer feeling comfortable/cool • lyocell is very strong so will not rip or tear easily when worn • it is an eco-friendly fabric, which is better for the environment/sustainability • lyocell can blend well with other fabrics, for example cotton and polyester to enhance its properties/more suitable for the wearer/item • lyocell does not have high elasticity which may make the items uncomfortable to wear/move around in • lyocell can be more expensive which would increase the cost of the items in the collection • blending lyocell with other fabrics may prevent it from being biodegradable/less eco-friendly • lyocell may shrink when exposed to high temperatures eg when washing or tumble drying so will not keep a good appearance/value for money • lyocell has poor/bad warmth therefore the wearer will not be comfortable in cooler temperatures • lyocell is durable so will withstand wear and tear therefore will last longer/keep a good appearance/value for money. <p>Or any other valid response.</p>	2	<p>Candidates may provide a number of straightforward points or a smaller number of developed points, or a combination of these.</p> <p>Candidates must describe two features of the suitability of using lyocell for the Spring collection.</p> <p>Award 1 mark for each accurate described feature of lyocell relevant to the requirements of the collection.</p> <p>Award marks to responses that refer to properties/characteristics specific to lyocell.</p> <p>Do not award marks for general comments on properties/characteristics that would be found in other fabrics.</p> <p><i>Lyocell must be referenced in the answer.</i></p>

Section 2

Question	Expected response	Max mark	Additional guidance								
2.	<p>Your analysis should include reference to:</p> <ul style="list-style-type: none"> • a minimum of four properties and characteristics of the textile • a minimum of four construction techniques used in the manufacture of the pyjamas. <p>Properties and characteristics of the fabrics used:</p> <p>100% silk.</p> <p>Possible candidate responses could include:</p> <p>Properties and characteristics of silk.</p> <p>Property: Absorbent/soaks up moisture</p> <table border="1" data-bbox="353 687 1245 1342"> <thead> <tr> <th data-bbox="353 687 752 746">Explanation</th> <th data-bbox="757 687 1245 746">Impact</th> </tr> </thead> <tbody> <tr> <td data-bbox="353 750 752 798"> <ul style="list-style-type: none"> • silk absorbs perspiration </td> <td data-bbox="757 750 1245 933"> <ul style="list-style-type: none"> • which is good as it will ensure the wearer is cool/ comfortable/free of perspiration under a warm duvet when wearing pyjamas. </td> </tr> <tr> <td data-bbox="353 965 752 1029"> <ul style="list-style-type: none"> • silk has a very good ability to absorb dye </td> <td data-bbox="757 965 1245 1141"> <ul style="list-style-type: none"> • which is good for the consumer as the pyjamas will be available in a variety of colours so more aesthetically appealing. </td> </tr> <tr> <td data-bbox="353 1157 752 1228"> <ul style="list-style-type: none"> • silk is a less suitable choice as it is absorbent </td> <td data-bbox="757 1157 1245 1342"> <ul style="list-style-type: none"> • which is bad as it could show perspiration marks on the pyjamas so would not retain a good appearance after nightly wear. </td> </tr> </tbody> </table>	Explanation	Impact	<ul style="list-style-type: none"> • silk absorbs perspiration 	<ul style="list-style-type: none"> • which is good as it will ensure the wearer is cool/ comfortable/free of perspiration under a warm duvet when wearing pyjamas. 	<ul style="list-style-type: none"> • silk has a very good ability to absorb dye 	<ul style="list-style-type: none"> • which is good for the consumer as the pyjamas will be available in a variety of colours so more aesthetically appealing. 	<ul style="list-style-type: none"> • silk is a less suitable choice as it is absorbent 	<ul style="list-style-type: none"> • which is bad as it could show perspiration marks on the pyjamas so would not retain a good appearance after nightly wear. 	10	<p>Up to the mark allocation for this question, candidates must analyse the impact of:</p> <ul style="list-style-type: none"> • at least four properties and characteristics of the textiles used • at least four textile construction techniques used to make the design. <p>Award 1 mark for each relevant point of analysis linked to the context of the question.</p> <p>Features of a point of analysis would include:</p> <ul style="list-style-type: none"> • an explanation of how the textile property/construction technique is used in the item • an evaluation of the impact on the requirements of the design for pyjamas. <p><i>The pyjamas must be referenced in the answer.</i></p>
Explanation	Impact										
<ul style="list-style-type: none"> • silk absorbs perspiration 	<ul style="list-style-type: none"> • which is good as it will ensure the wearer is cool/ comfortable/free of perspiration under a warm duvet when wearing pyjamas. 										
<ul style="list-style-type: none"> • silk has a very good ability to absorb dye 	<ul style="list-style-type: none"> • which is good for the consumer as the pyjamas will be available in a variety of colours so more aesthetically appealing. 										
<ul style="list-style-type: none"> • silk is a less suitable choice as it is absorbent 	<ul style="list-style-type: none"> • which is bad as it could show perspiration marks on the pyjamas so would not retain a good appearance after nightly wear. 										

Question	Expected response	Max mark	Additional guidance												
	<p>Property: Retains heat/not breathable</p> <table border="1" data-bbox="353 261 1227 620"> <thead> <tr> <th data-bbox="353 261 658 320">Explanation</th> <th data-bbox="658 261 1227 320">Impact</th> </tr> </thead> <tbody> <tr> <td data-bbox="353 320 658 432"> <ul style="list-style-type: none"> warm fabric </td> <td data-bbox="658 320 1227 432"> <ul style="list-style-type: none"> good as the PJ's would keep the wearer warm if it is cooler at night-time </td> </tr> <tr> <td data-bbox="353 432 658 620"> <ul style="list-style-type: none"> not breathable </td> <td data-bbox="658 432 1227 620"> <ul style="list-style-type: none"> bad as warm air would not circulate away from the body making the wearer too hot/uncomfortable under a heavy duvet when wearing the PJ's. </td> </tr> </tbody> </table> <p>Property: Creases easily/does not shed creases easily</p> <table border="1" data-bbox="353 687 1227 991"> <thead> <tr> <th data-bbox="353 687 658 746">Explanation</th> <th data-bbox="658 687 1227 746">Impact</th> </tr> </thead> <tbody> <tr> <td data-bbox="353 746 658 863"> <ul style="list-style-type: none"> creases easily </td> <td data-bbox="658 746 1227 863"> <ul style="list-style-type: none"> bad as the PJ's will not retain a good appearance when worn for long periods of time during the night </td> </tr> <tr> <td data-bbox="353 863 658 991"> <ul style="list-style-type: none"> does not shed creases easily </td> <td data-bbox="658 863 1227 991"> <ul style="list-style-type: none"> bad as it takes longer to iron/laundry the PJ's to keep a good appearance every day. </td> </tr> </tbody> </table>	Explanation	Impact	<ul style="list-style-type: none"> warm fabric 	<ul style="list-style-type: none"> good as the PJ's would keep the wearer warm if it is cooler at night-time 	<ul style="list-style-type: none"> not breathable 	<ul style="list-style-type: none"> bad as warm air would not circulate away from the body making the wearer too hot/uncomfortable under a heavy duvet when wearing the PJ's. 	Explanation	Impact	<ul style="list-style-type: none"> creases easily 	<ul style="list-style-type: none"> bad as the PJ's will not retain a good appearance when worn for long periods of time during the night 	<ul style="list-style-type: none"> does not shed creases easily 	<ul style="list-style-type: none"> bad as it takes longer to iron/laundry the PJ's to keep a good appearance every day. 		
Explanation	Impact														
<ul style="list-style-type: none"> warm fabric 	<ul style="list-style-type: none"> good as the PJ's would keep the wearer warm if it is cooler at night-time 														
<ul style="list-style-type: none"> not breathable 	<ul style="list-style-type: none"> bad as warm air would not circulate away from the body making the wearer too hot/uncomfortable under a heavy duvet when wearing the PJ's. 														
Explanation	Impact														
<ul style="list-style-type: none"> creases easily 	<ul style="list-style-type: none"> bad as the PJ's will not retain a good appearance when worn for long periods of time during the night 														
<ul style="list-style-type: none"> does not shed creases easily 	<ul style="list-style-type: none"> bad as it takes longer to iron/laundry the PJ's to keep a good appearance every day. 														

Question	Expected response	Max mark	Additional guidance												
	<p>Property: Reasonable durability/only withstands gentle wear and tear/specialist machine wash</p> <table border="1" data-bbox="353 296 1227 724"> <thead> <tr> <th data-bbox="353 296 734 352">Explanation</th> <th data-bbox="734 296 1227 352">Impact</th> </tr> </thead> <tbody> <tr> <td data-bbox="353 352 734 724"> <ul style="list-style-type: none"> • silk requires extra care, and the cost of dry cleaning might be high • not easy to care for as it may snag/cannot withstand frequent laundering • Silk may not withstand lots of wear and tear </td> <td data-bbox="734 352 1227 724"> <ul style="list-style-type: none"> • bad as the pyjamas will require special attention/dry cleaning/extra money spent on maintaining appearance so inconvenient to the wearer • bad as this may prevent the pyjamas from keeping a good appearance/being good value for money. </td> </tr> </tbody> </table> <p>Property: Reasonable elasticity/stretch</p> <table border="1" data-bbox="353 791 1227 1024"> <thead> <tr> <th data-bbox="353 791 622 831">Explanation</th> <th data-bbox="622 791 1227 831">Impact</th> </tr> </thead> <tbody> <tr> <td data-bbox="353 831 622 1024"> <ul style="list-style-type: none"> • has reasonable elasticity </td> <td data-bbox="622 831 1227 1024"> <ul style="list-style-type: none"> • good as they will keep the shape well/dimensional stability which is good to keep a smart appearance • bad as they may be less comfortable to wear during the night when sleeping. </td> </tr> </tbody> </table> <p>Property: Drapes well</p> <table border="1" data-bbox="353 1091 1216 1374"> <thead> <tr> <th data-bbox="353 1091 730 1131">Explanation</th> <th data-bbox="730 1091 1216 1131">Impact</th> </tr> </thead> <tbody> <tr> <td data-bbox="353 1131 730 1374"> <ul style="list-style-type: none"> • hangs well on the body • has good drape. </td> <td data-bbox="730 1131 1216 1374"> <ul style="list-style-type: none"> • will move well when worn so will be very comfortable to wear throughout the night • the PJ's will drape well so will make the wearer feel smart/confident when wearing them. </td> </tr> </tbody> </table>	Explanation	Impact	<ul style="list-style-type: none"> • silk requires extra care, and the cost of dry cleaning might be high • not easy to care for as it may snag/cannot withstand frequent laundering • Silk may not withstand lots of wear and tear 	<ul style="list-style-type: none"> • bad as the pyjamas will require special attention/dry cleaning/extra money spent on maintaining appearance so inconvenient to the wearer • bad as this may prevent the pyjamas from keeping a good appearance/being good value for money. 	Explanation	Impact	<ul style="list-style-type: none"> • has reasonable elasticity 	<ul style="list-style-type: none"> • good as they will keep the shape well/dimensional stability which is good to keep a smart appearance • bad as they may be less comfortable to wear during the night when sleeping. 	Explanation	Impact	<ul style="list-style-type: none"> • hangs well on the body • has good drape. 	<ul style="list-style-type: none"> • will move well when worn so will be very comfortable to wear throughout the night • the PJ's will drape well so will make the wearer feel smart/confident when wearing them. 		
Explanation	Impact														
<ul style="list-style-type: none"> • silk requires extra care, and the cost of dry cleaning might be high • not easy to care for as it may snag/cannot withstand frequent laundering • Silk may not withstand lots of wear and tear 	<ul style="list-style-type: none"> • bad as the pyjamas will require special attention/dry cleaning/extra money spent on maintaining appearance so inconvenient to the wearer • bad as this may prevent the pyjamas from keeping a good appearance/being good value for money. 														
Explanation	Impact														
<ul style="list-style-type: none"> • has reasonable elasticity 	<ul style="list-style-type: none"> • good as they will keep the shape well/dimensional stability which is good to keep a smart appearance • bad as they may be less comfortable to wear during the night when sleeping. 														
Explanation	Impact														
<ul style="list-style-type: none"> • hangs well on the body • has good drape. 	<ul style="list-style-type: none"> • will move well when worn so will be very comfortable to wear throughout the night • the PJ's will drape well so will make the wearer feel smart/confident when wearing them. 														

Question	Expected response	Max mark	Additional guidance																
	<p>Property: Soft</p> <table border="1" data-bbox="353 261 1225 467"> <thead> <tr> <th data-bbox="353 261 734 312">Explanation</th> <th data-bbox="734 261 1225 312">Impact</th> </tr> </thead> <tbody> <tr> <td data-bbox="353 312 734 467"> <ul style="list-style-type: none"> is soft and smooth </td> <td data-bbox="734 312 1225 467"> <ul style="list-style-type: none"> good as the PJ's will be comfortable to wear/not irritate and sleep in throughout the night. </td> </tr> </tbody> </table> <p>Property: Strong/will not rip easily</p> <table border="1" data-bbox="353 536 1225 722"> <thead> <tr> <th data-bbox="353 536 734 571">Explanation</th> <th data-bbox="734 536 1225 571">Impact</th> </tr> </thead> <tbody> <tr> <td data-bbox="353 571 734 722"> <ul style="list-style-type: none"> has good strength </td> <td data-bbox="734 571 1225 722"> <ul style="list-style-type: none"> good as the PJ's will not rip easily during a restless night's sleep and will retain a good appearance/value for money. </td> </tr> </tbody> </table> <p>Property: not flame resistant</p> <table border="1" data-bbox="353 791 1225 970"> <thead> <tr> <th data-bbox="353 791 734 826">Explanation</th> <th data-bbox="734 791 1225 826">Impact</th> </tr> </thead> <tbody> <tr> <td data-bbox="353 826 734 970"> <ul style="list-style-type: none"> could catch fire easily </td> <td data-bbox="734 826 1225 970"> <ul style="list-style-type: none"> bad as they would be labelled as flammable, so the fabric could catch fire in a house fire which would be unsafe. </td> </tr> </tbody> </table> <p>Property: Hypoallergenic</p> <table border="1" data-bbox="353 1038 1225 1235"> <thead> <tr> <th data-bbox="353 1038 734 1074">Explanation</th> <th data-bbox="734 1038 1225 1074">Impact</th> </tr> </thead> <tbody> <tr> <td data-bbox="353 1074 734 1235"> <ul style="list-style-type: none"> is hypo allergenic. </td> <td data-bbox="734 1074 1225 1235"> <ul style="list-style-type: none"> good as the fabric would be suitable for sensitive skin so the pj's would not irritate the wearer. </td> </tr> </tbody> </table> <p>Or any other valid response.</p>	Explanation	Impact	<ul style="list-style-type: none"> is soft and smooth 	<ul style="list-style-type: none"> good as the PJ's will be comfortable to wear/not irritate and sleep in throughout the night. 	Explanation	Impact	<ul style="list-style-type: none"> has good strength 	<ul style="list-style-type: none"> good as the PJ's will not rip easily during a restless night's sleep and will retain a good appearance/value for money. 	Explanation	Impact	<ul style="list-style-type: none"> could catch fire easily 	<ul style="list-style-type: none"> bad as they would be labelled as flammable, so the fabric could catch fire in a house fire which would be unsafe. 	Explanation	Impact	<ul style="list-style-type: none"> is hypo allergenic. 	<ul style="list-style-type: none"> good as the fabric would be suitable for sensitive skin so the pj's would not irritate the wearer. 		
Explanation	Impact																		
<ul style="list-style-type: none"> is soft and smooth 	<ul style="list-style-type: none"> good as the PJ's will be comfortable to wear/not irritate and sleep in throughout the night. 																		
Explanation	Impact																		
<ul style="list-style-type: none"> has good strength 	<ul style="list-style-type: none"> good as the PJ's will not rip easily during a restless night's sleep and will retain a good appearance/value for money. 																		
Explanation	Impact																		
<ul style="list-style-type: none"> could catch fire easily 	<ul style="list-style-type: none"> bad as they would be labelled as flammable, so the fabric could catch fire in a house fire which would be unsafe. 																		
Explanation	Impact																		
<ul style="list-style-type: none"> is hypo allergenic. 	<ul style="list-style-type: none"> good as the fabric would be suitable for sensitive skin so the pj's would not irritate the wearer. 																		

Question	Expected response	Max mark	Additional guidance												
	<p>Construction techniques used in the pyjamas:</p> <table border="1" data-bbox="353 260 1225 665"> <thead> <tr> <th data-bbox="353 260 719 296">Construction technique</th> <th data-bbox="719 260 1225 296">Impact</th> </tr> </thead> <tbody> <tr> <td data-bbox="353 296 719 665"> <ul style="list-style-type: none"> • set in sleeves </td> <td data-bbox="719 296 1225 665"> <ul style="list-style-type: none"> • suitable as it gives a fitted shape to the Pj's, so the pyjamas are not bulky/loose-fitting/have a good appearance/fit when worn • less suitable as it may restrict movement of the wearer, making the pyjamas less comfortable to wear in bed or have a good night's sleep. </td> </tr> </tbody> </table> <table border="1" data-bbox="353 687 1225 837"> <thead> <tr> <th data-bbox="353 687 719 724">Construction technique</th> <th data-bbox="719 687 1225 724">Impact</th> </tr> </thead> <tbody> <tr> <td data-bbox="353 724 719 837"> <ul style="list-style-type: none"> • two-piece collar </td> <td data-bbox="719 724 1225 837"> <ul style="list-style-type: none"> • suitable as the style has a smart appearance so the pj's look more aesthetically appealing. </td> </tr> </tbody> </table> <table border="1" data-bbox="353 860 1225 1206"> <thead> <tr> <th data-bbox="353 860 719 896">Construction technique</th> <th data-bbox="719 860 1225 896">Impact</th> </tr> </thead> <tbody> <tr> <td data-bbox="353 896 719 1206"> <ul style="list-style-type: none"> • revere/lapel </td> <td data-bbox="719 896 1225 1206"> <ul style="list-style-type: none"> • suitable as the style has a smart appearance so pj's look smart and more aesthetically appealing • suitable as the style is open so the pj's will be more comfortable to wear and allow for air to circulate easier when worn. </td> </tr> </tbody> </table>	Construction technique	Impact	<ul style="list-style-type: none"> • set in sleeves 	<ul style="list-style-type: none"> • suitable as it gives a fitted shape to the Pj's, so the pyjamas are not bulky/loose-fitting/have a good appearance/fit when worn • less suitable as it may restrict movement of the wearer, making the pyjamas less comfortable to wear in bed or have a good night's sleep. 	Construction technique	Impact	<ul style="list-style-type: none"> • two-piece collar 	<ul style="list-style-type: none"> • suitable as the style has a smart appearance so the pj's look more aesthetically appealing. 	Construction technique	Impact	<ul style="list-style-type: none"> • revere/lapel 	<ul style="list-style-type: none"> • suitable as the style has a smart appearance so pj's look smart and more aesthetically appealing • suitable as the style is open so the pj's will be more comfortable to wear and allow for air to circulate easier when worn. 		
Construction technique	Impact														
<ul style="list-style-type: none"> • set in sleeves 	<ul style="list-style-type: none"> • suitable as it gives a fitted shape to the Pj's, so the pyjamas are not bulky/loose-fitting/have a good appearance/fit when worn • less suitable as it may restrict movement of the wearer, making the pyjamas less comfortable to wear in bed or have a good night's sleep. 														
Construction technique	Impact														
<ul style="list-style-type: none"> • two-piece collar 	<ul style="list-style-type: none"> • suitable as the style has a smart appearance so the pj's look more aesthetically appealing. 														
Construction technique	Impact														
<ul style="list-style-type: none"> • revere/lapel 	<ul style="list-style-type: none"> • suitable as the style has a smart appearance so pj's look smart and more aesthetically appealing • suitable as the style is open so the pj's will be more comfortable to wear and allow for air to circulate easier when worn. 														

Question	Expected response	Max mark	Additional guidance												
	<table border="1"> <thead> <tr> <th data-bbox="353 220 719 252">Construction technique</th> <th data-bbox="719 220 1243 252">Impact</th> </tr> </thead> <tbody> <tr> <td data-bbox="353 252 719 608"> <ul style="list-style-type: none"> shaped patch pocket </td> <td data-bbox="719 252 1243 608"> <ul style="list-style-type: none"> suitable as pocket is functional on the pj's to store any items in before bed suitable as provides a design feature so makes the pj's more aesthetically pleasing suitable as pocket is functional but not too large so does not spoil the smartness of the pyjamas. </td> </tr> <tr> <th data-bbox="353 651 719 683">Construction technique</th> <th data-bbox="719 651 1243 683">Impact</th> </tr> <tr> <td data-bbox="353 683 719 1118"> <ul style="list-style-type: none"> buttons/buttonholes </td> <td data-bbox="719 683 1243 1118"> <ul style="list-style-type: none"> suitable as will keep the wearer warm at night by keeping the shirt of the pj's closed suitable as will allow the wearer top put on/remove the PJ top easily suitable as the PJ's will be more comfortable for the wearer when sleeping less suitable as buttons may be lost, so spoil the appearance of the pyjamas. </td> </tr> <tr> <th data-bbox="353 1161 719 1193">Construction technique</th> <th data-bbox="719 1161 1243 1193">Impact</th> </tr> <tr> <td data-bbox="353 1193 719 1305"> <ul style="list-style-type: none"> machined hem (sleeves, top, pocket and shorts) </td> <td data-bbox="719 1193 1243 1305"> <ul style="list-style-type: none"> gives a non-bulky, professional finish so the pyjamas look good value for money. </td> </tr> </tbody> </table>	Construction technique	Impact	<ul style="list-style-type: none"> shaped patch pocket 	<ul style="list-style-type: none"> suitable as pocket is functional on the pj's to store any items in before bed suitable as provides a design feature so makes the pj's more aesthetically pleasing suitable as pocket is functional but not too large so does not spoil the smartness of the pyjamas. 	Construction technique	Impact	<ul style="list-style-type: none"> buttons/buttonholes 	<ul style="list-style-type: none"> suitable as will keep the wearer warm at night by keeping the shirt of the pj's closed suitable as will allow the wearer top put on/remove the PJ top easily suitable as the PJ's will be more comfortable for the wearer when sleeping less suitable as buttons may be lost, so spoil the appearance of the pyjamas. 	Construction technique	Impact	<ul style="list-style-type: none"> machined hem (sleeves, top, pocket and shorts) 	<ul style="list-style-type: none"> gives a non-bulky, professional finish so the pyjamas look good value for money. 		
Construction technique	Impact														
<ul style="list-style-type: none"> shaped patch pocket 	<ul style="list-style-type: none"> suitable as pocket is functional on the pj's to store any items in before bed suitable as provides a design feature so makes the pj's more aesthetically pleasing suitable as pocket is functional but not too large so does not spoil the smartness of the pyjamas. 														
Construction technique	Impact														
<ul style="list-style-type: none"> buttons/buttonholes 	<ul style="list-style-type: none"> suitable as will keep the wearer warm at night by keeping the shirt of the pj's closed suitable as will allow the wearer top put on/remove the PJ top easily suitable as the PJ's will be more comfortable for the wearer when sleeping less suitable as buttons may be lost, so spoil the appearance of the pyjamas. 														
Construction technique	Impact														
<ul style="list-style-type: none"> machined hem (sleeves, top, pocket and shorts) 	<ul style="list-style-type: none"> gives a non-bulky, professional finish so the pyjamas look good value for money. 														

Question	Expected response	Max mark	Additional guidance																		
	<table border="1"> <thead> <tr> <th data-bbox="353 233 734 268">Construction technique</th> <th data-bbox="734 233 1245 268">Impact</th> </tr> </thead> <tbody> <tr> <td data-bbox="353 268 734 411"> <ul style="list-style-type: none"> • elasticated waistband/casing </td> <td data-bbox="734 268 1245 411"> <ul style="list-style-type: none"> • suitable as this will ensure the shorts fit snugly, keeping the wearer warm/comfortable throughout the night </td> </tr> <tr> <td data-bbox="353 411 734 547"> <ul style="list-style-type: none"> • drawstring cord </td> <td data-bbox="734 411 1245 547"> <ul style="list-style-type: none"> • the cord can be adjusted on the Pj shorts to suit the wearers size so they will be comfortable/will fit securely. </td> </tr> </tbody> </table> <table border="1"> <thead> <tr> <th data-bbox="353 568 734 603">Construction technique</th> <th data-bbox="734 568 1245 603">Impact</th> </tr> </thead> <tbody> <tr> <td data-bbox="353 603 734 778"> <ul style="list-style-type: none"> • topstitching (pocket, collar, button stand) </td> <td data-bbox="734 603 1245 778"> <ul style="list-style-type: none"> • suitable as the topstitching will create an additional design feature/higher quality finish making the pj's more aesthetically pleasing. </td> </tr> </tbody> </table> <table border="1"> <thead> <tr> <th data-bbox="353 799 734 834">Construction technique</th> <th data-bbox="734 799 1245 834">Impact</th> </tr> </thead> <tbody> <tr> <td data-bbox="353 834 734 1062"> <ul style="list-style-type: none"> • eyelets </td> <td data-bbox="734 834 1245 1062"> <ul style="list-style-type: none"> • suitable as they strengthen the raw fabric edges/reinforce the fastening holes, so the drawstring is functional and durable on the pj's for use at night. </td> </tr> </tbody> </table> <table border="1"> <thead> <tr> <th data-bbox="353 1083 734 1118">Construction technique</th> <th data-bbox="734 1083 1245 1118">Impact</th> </tr> </thead> <tbody> <tr> <td data-bbox="353 1118 734 1310"> <ul style="list-style-type: none"> • piped seam </td> <td data-bbox="734 1118 1245 1310"> <ul style="list-style-type: none"> • suitable as this finishes the raw fabric edges/adds an intricate design, so the pyjamas look smarter/have eye catching feature/look more expensive. </td> </tr> </tbody> </table>	Construction technique	Impact	<ul style="list-style-type: none"> • elasticated waistband/casing 	<ul style="list-style-type: none"> • suitable as this will ensure the shorts fit snugly, keeping the wearer warm/comfortable throughout the night 	<ul style="list-style-type: none"> • drawstring cord 	<ul style="list-style-type: none"> • the cord can be adjusted on the Pj shorts to suit the wearers size so they will be comfortable/will fit securely. 	Construction technique	Impact	<ul style="list-style-type: none"> • topstitching (pocket, collar, button stand) 	<ul style="list-style-type: none"> • suitable as the topstitching will create an additional design feature/higher quality finish making the pj's more aesthetically pleasing. 	Construction technique	Impact	<ul style="list-style-type: none"> • eyelets 	<ul style="list-style-type: none"> • suitable as they strengthen the raw fabric edges/reinforce the fastening holes, so the drawstring is functional and durable on the pj's for use at night. 	Construction technique	Impact	<ul style="list-style-type: none"> • piped seam 	<ul style="list-style-type: none"> • suitable as this finishes the raw fabric edges/adds an intricate design, so the pyjamas look smarter/have eye catching feature/look more expensive. 		
Construction technique	Impact																				
<ul style="list-style-type: none"> • elasticated waistband/casing 	<ul style="list-style-type: none"> • suitable as this will ensure the shorts fit snugly, keeping the wearer warm/comfortable throughout the night 																				
<ul style="list-style-type: none"> • drawstring cord 	<ul style="list-style-type: none"> • the cord can be adjusted on the Pj shorts to suit the wearers size so they will be comfortable/will fit securely. 																				
Construction technique	Impact																				
<ul style="list-style-type: none"> • topstitching (pocket, collar, button stand) 	<ul style="list-style-type: none"> • suitable as the topstitching will create an additional design feature/higher quality finish making the pj's more aesthetically pleasing. 																				
Construction technique	Impact																				
<ul style="list-style-type: none"> • eyelets 	<ul style="list-style-type: none"> • suitable as they strengthen the raw fabric edges/reinforce the fastening holes, so the drawstring is functional and durable on the pj's for use at night. 																				
Construction technique	Impact																				
<ul style="list-style-type: none"> • piped seam 	<ul style="list-style-type: none"> • suitable as this finishes the raw fabric edges/adds an intricate design, so the pyjamas look smarter/have eye catching feature/look more expensive. 																				

Question		Expected response		Max mark	Additional guidance				
		<table border="1"> <thead> <tr> <th>Construction technique</th> <th>Impact</th> </tr> </thead> <tbody> <tr> <td> <ul style="list-style-type: none"> embroidery design (zzz) </td> <td> <ul style="list-style-type: none"> suitable as this adds an aesthetically pleasing design, so the pyjamas look more appealing for sleepwear suitable as the embroidered badge will be smooth therefore will not scratch/irritate/be a safety issue to the person when wearing the pj's suitable as the embroidered badge on the pj's will be smooth therefore will not scratch/irritate/cause discomfort when sleeping suitable as embroidery on the pj's will be secure/no loose components therefore more aesthetically pleasing/no safety risk. </td> </tr> </tbody> </table>	Construction technique	Impact	<ul style="list-style-type: none"> embroidery design (zzz) 	<ul style="list-style-type: none"> suitable as this adds an aesthetically pleasing design, so the pyjamas look more appealing for sleepwear suitable as the embroidered badge will be smooth therefore will not scratch/irritate/be a safety issue to the person when wearing the pj's suitable as the embroidered badge on the pj's will be smooth therefore will not scratch/irritate/cause discomfort when sleeping suitable as embroidery on the pj's will be secure/no loose components therefore more aesthetically pleasing/no safety risk. 			
Construction technique	Impact								
<ul style="list-style-type: none"> embroidery design (zzz) 	<ul style="list-style-type: none"> suitable as this adds an aesthetically pleasing design, so the pyjamas look more appealing for sleepwear suitable as the embroidered badge will be smooth therefore will not scratch/irritate/be a safety issue to the person when wearing the pj's suitable as the embroidered badge on the pj's will be smooth therefore will not scratch/irritate/cause discomfort when sleeping suitable as embroidery on the pj's will be secure/no loose components therefore more aesthetically pleasing/no safety risk. 								
		Or any other valid response.							

Question		Expected response	Max mark	Additional guidance				
3.	(a)	<p>Possible responses could include:</p> <table border="1"> <thead> <tr> <th>Principle</th> <th>Explanation</th> </tr> </thead> <tbody> <tr> <td> <ul style="list-style-type: none"> function </td> <td> <ul style="list-style-type: none"> the purpose/intention of the clothing for the elderly person needs to be considered so it is fit for purpose the design of the clothing items should keep the elderly person warm as they tend to feel the cold more so they will be comfortable wearing the clothing the features the design requires to demonstrate needs to be considered to ensure the clothing for the elderly person will be a success/function properly the design should allow the elderly person to move freely as elderly people may have mobility issues and prefer to wear non-restrictive clothing the design should allow the elderly person to dress/undress easily to allow the elderly person to dress/undress themselves the design for the elderly person should allow them to make it easier for carers to put on/remove the clothing. </td> </tr> </tbody> </table>	Principle	Explanation	<ul style="list-style-type: none"> function 	<ul style="list-style-type: none"> the purpose/intention of the clothing for the elderly person needs to be considered so it is fit for purpose the design of the clothing items should keep the elderly person warm as they tend to feel the cold more so they will be comfortable wearing the clothing the features the design requires to demonstrate needs to be considered to ensure the clothing for the elderly person will be a success/function properly the design should allow the elderly person to move freely as elderly people may have mobility issues and prefer to wear non-restrictive clothing the design should allow the elderly person to dress/undress easily to allow the elderly person to dress/undress themselves the design for the elderly person should allow them to make it easier for carers to put on/remove the clothing. 	4	<p>Candidates must identify two relevant design principals that a clothing brand would need to consider when designing clothing for elderly people.</p> <p>Award 1 mark for an accurate identification of a design principle, relevant to requirements of clothing for elderly people, up to a maximum of 2 marks.</p> <p>Candidates must explain the importance of each design principle identified.</p> <p>Award 1 mark for an accurate explanation that shows a link between</p> <ul style="list-style-type: none"> a relevant design principle identified and the requirements of clothing for elderly people. <p>Up to a maximum of 2 marks.</p> <p>Where no correct principle of design is identified, no mark can be awarded for the explanation.</p> <p>Where a correct principle of design is incorporated in the explanation, the mark for the design principle may be awarded at this point.</p> <p>Do not award marks for general explanations of identified design principles.</p> <p><i>The elderly person must be referenced in the answer.</i></p>
Principle	Explanation							
<ul style="list-style-type: none"> function 	<ul style="list-style-type: none"> the purpose/intention of the clothing for the elderly person needs to be considered so it is fit for purpose the design of the clothing items should keep the elderly person warm as they tend to feel the cold more so they will be comfortable wearing the clothing the features the design requires to demonstrate needs to be considered to ensure the clothing for the elderly person will be a success/function properly the design should allow the elderly person to move freely as elderly people may have mobility issues and prefer to wear non-restrictive clothing the design should allow the elderly person to dress/undress easily to allow the elderly person to dress/undress themselves the design for the elderly person should allow them to make it easier for carers to put on/remove the clothing. 							

Question		Expected response	Max mark	Additional guidance								
		<table border="1"> <thead> <tr> <th>Principle</th> <th>Explanation</th> </tr> </thead> <tbody> <tr> <td> <ul style="list-style-type: none"> aesthetic </td> <td> <ul style="list-style-type: none"> the fabric should be smooth/comfortable for the elderly person to wear so that they are happy to wear it and feel comfortable in the clothing consideration of the final design/appearance of the elderly persons clothing so the design appeals to consumers and they feel confident wearing it consider the elderly persons clothing linked to colours/shape/texture/line and proportion so the design appeals to them. </td> </tr> <tr> <td> <ul style="list-style-type: none"> safety </td> <td> <ul style="list-style-type: none"> components of the clothing should not be sharp so that the elderly person does not injure themselves when wearing the clothing/dressing themselves ensure trimming/fastenings are securely attached to ensure that the elderly person is not at risk of harm from the clothing. </td> </tr> <tr> <td> <ul style="list-style-type: none"> hygiene </td> <td> <ul style="list-style-type: none"> consider how the clothing is to be washed/cared for so the items are easy to keep clean/not time consuming for the elderly person all fabrics/components should be machine washable it is likely to get dirty due to spills, so will need washed frequently/to maintains their appearance/to avoid the additional cost of dry cleaning/keep hygienic consider the requirement to wash the elderly peoples clothing at a high temperature to ensure all bacteria are destroyed. </td> </tr> </tbody> </table>	Principle	Explanation	<ul style="list-style-type: none"> aesthetic 	<ul style="list-style-type: none"> the fabric should be smooth/comfortable for the elderly person to wear so that they are happy to wear it and feel comfortable in the clothing consideration of the final design/appearance of the elderly persons clothing so the design appeals to consumers and they feel confident wearing it consider the elderly persons clothing linked to colours/shape/texture/line and proportion so the design appeals to them. 	<ul style="list-style-type: none"> safety 	<ul style="list-style-type: none"> components of the clothing should not be sharp so that the elderly person does not injure themselves when wearing the clothing/dressing themselves ensure trimming/fastenings are securely attached to ensure that the elderly person is not at risk of harm from the clothing. 	<ul style="list-style-type: none"> hygiene 	<ul style="list-style-type: none"> consider how the clothing is to be washed/cared for so the items are easy to keep clean/not time consuming for the elderly person all fabrics/components should be machine washable it is likely to get dirty due to spills, so will need washed frequently/to maintains their appearance/to avoid the additional cost of dry cleaning/keep hygienic consider the requirement to wash the elderly peoples clothing at a high temperature to ensure all bacteria are destroyed. 		
Principle	Explanation											
<ul style="list-style-type: none"> aesthetic 	<ul style="list-style-type: none"> the fabric should be smooth/comfortable for the elderly person to wear so that they are happy to wear it and feel comfortable in the clothing consideration of the final design/appearance of the elderly persons clothing so the design appeals to consumers and they feel confident wearing it consider the elderly persons clothing linked to colours/shape/texture/line and proportion so the design appeals to them. 											
<ul style="list-style-type: none"> safety 	<ul style="list-style-type: none"> components of the clothing should not be sharp so that the elderly person does not injure themselves when wearing the clothing/dressing themselves ensure trimming/fastenings are securely attached to ensure that the elderly person is not at risk of harm from the clothing. 											
<ul style="list-style-type: none"> hygiene 	<ul style="list-style-type: none"> consider how the clothing is to be washed/cared for so the items are easy to keep clean/not time consuming for the elderly person all fabrics/components should be machine washable it is likely to get dirty due to spills, so will need washed frequently/to maintains their appearance/to avoid the additional cost of dry cleaning/keep hygienic consider the requirement to wash the elderly peoples clothing at a high temperature to ensure all bacteria are destroyed. 											

Question	Expected response	Max mark	Additional guidance						
	<table border="1" data-bbox="353 229 1227 970"> <thead> <tr> <th data-bbox="353 229 562 268">Principle</th> <th data-bbox="562 229 1227 268">Explanation</th> </tr> </thead> <tbody> <tr> <td data-bbox="353 268 562 608"> <ul style="list-style-type: none"> quality </td> <td data-bbox="562 268 1227 608"> <ul style="list-style-type: none"> consider using the best fabrics/notions /embellishments to ensure the elderly persons clothing is good quality and will withstand wear and tear/value for money the standards in manufacture should be considered so the elderly persons clothing is value for money which should reflect the cost of the clothing as they may have low incomes. </td> </tr> <tr> <td data-bbox="353 608 562 970"> <ul style="list-style-type: none"> durability </td> <td data-bbox="562 608 1227 970"> <ul style="list-style-type: none"> fabrics/components/construction techniques/embellishments used should be robust enough to withstand frequent wear and tear so value for money/keeps a better appearance the elderly persons clothing may have to withstand frequent washing so the design/fit/fabric of the item should be designed to ensure it is not destroyed/ruined. </td> </tr> </tbody> </table> <p data-bbox="353 979 748 1018">Or any other valid response.</p>	Principle	Explanation	<ul style="list-style-type: none"> quality 	<ul style="list-style-type: none"> consider using the best fabrics/notions /embellishments to ensure the elderly persons clothing is good quality and will withstand wear and tear/value for money the standards in manufacture should be considered so the elderly persons clothing is value for money which should reflect the cost of the clothing as they may have low incomes. 	<ul style="list-style-type: none"> durability 	<ul style="list-style-type: none"> fabrics/components/construction techniques/embellishments used should be robust enough to withstand frequent wear and tear so value for money/keeps a better appearance the elderly persons clothing may have to withstand frequent washing so the design/fit/fabric of the item should be designed to ensure it is not destroyed/ruined. 		
Principle	Explanation								
<ul style="list-style-type: none"> quality 	<ul style="list-style-type: none"> consider using the best fabrics/notions /embellishments to ensure the elderly persons clothing is good quality and will withstand wear and tear/value for money the standards in manufacture should be considered so the elderly persons clothing is value for money which should reflect the cost of the clothing as they may have low incomes. 								
<ul style="list-style-type: none"> durability 	<ul style="list-style-type: none"> fabrics/components/construction techniques/embellishments used should be robust enough to withstand frequent wear and tear so value for money/keeps a better appearance the elderly persons clothing may have to withstand frequent washing so the design/fit/fabric of the item should be designed to ensure it is not destroyed/ruined. 								

Question	Expected response	Max mark	Additional guidance
(b)	<p>Suitable:</p> <ul style="list-style-type: none"> • suitable as volumes can be made quickly therefore the clothing costs may be reduced for elderly people/have limited income • suitable as large volumes can be made quickly therefore the clothing can be provided very quickly to the elderly person to buy • suitable as multiple sizes can be made therefore providing clothing for a wide range of elderly people of different sizes /more choice • suitable as automated cutting layouts can minimise waste when cutting out the clothing therefore keeping costs down for the clothing for the elderly person • suitable as unskilled labour may be used to carry out some clothing operations so staffing costs are lower which will keep costs of the clothing lower for the elderly person. <p>Less suitable:</p> <ul style="list-style-type: none"> • unsuitable as breakdown of automated systems may cause long delays in production so reducing sales for the brand and increasing clothing costs/availability of items for the elderly person • unsuitable as automated systems require a large initial investment so may not be cost effective in producing the range which increase clothing costs for the elderly person • unsuitable as mistakes may be repeated on multiple clothing items therefore may be wasteful or lead to lost profits which increase clothing costs for the elderly person • unsuitable as set numbers of each size of clothing item may be produced therefore there may not be enough of a particular size and too many of others to suit all elderly people. • unsuitable as the items cannot be adjusted to meet the elderly persons specific requirements therefore will not meet their needs. <p>Or any other valid response.</p>	3	<p>Candidates should make a number of evaluative comments that make a judgement based on the information provided, related to the context of the question.</p> <p>Candidates may provide a number of straightforward evaluations, or a smaller number of developed evaluations, or a combination of these.</p> <p>Candidates must make evaluative comments on the suitability of mass production for an elderly clothing range.</p> <ul style="list-style-type: none"> • award 1 mark for each relevant evaluative comment linked to the context of the question • award a further mark for an evaluation that is developed. <p>Up to the mark allocation for this question.</p> <ul style="list-style-type: none"> • award a maximum of 3 marks for valid evaluative comments relating to the identified aspects of mass production to be used for making the range • award a maximum of 2 marks for developed evaluations relating to the same identified aspect of mass production to be used for making the range. <p>Award marks for each response that:</p> <ul style="list-style-type: none"> • identifies a relevant aspect of mass production • includes an appropriate judgement about the identified aspect • is specifically linked and provides an impact to the requirements for the clothing range for elderly people. <p>Marks should not be awarded for general comments about mass production.</p> <p><i>The elderly person must be referenced in the answer.</i></p>

Question		Expected response	Max mark	Additional guidance
	(c)	<p>Possible responses could include:</p> <p>Stain resistant</p> <ul style="list-style-type: none"> chemicals are applied to the clothing fabric to provide an invisible barrier causing liquid spills to bead/roll off surface/stains do not penetrate the fabric. <p>This will make sure that:</p> <ul style="list-style-type: none"> laundering time is reduced/clothing retains a smart appearance for the elderly person stains are easily washed off which ensures the clothing keeps a good appearance/good value for money for the elderly person stains are released from the fibres to prevent staining so keeping a good appearance for the elderly person marking and staining is prevented therefore the clothing will retain a smart appearance for the elderly person the clothing will not require frequent washing which saves time for the elderly people. 	3	<p>Candidates must explain a benefit of using each of the finishes on a fabric to be used for a clothing range for elderly people.</p> <p>Award 1 mark for each explanation that:</p> <ul style="list-style-type: none"> is relevant to the fabric finish includes an appropriate link to the requirements of clothing for elderly people. <p>Explanations should be relevant for the identified fabric finish and to the use of the fabric to make an elderly clothing range.</p> <p>Do not award marks for responses that are simply descriptions of the function of the fabric finishes.</p> <p><i>The elderly person must be referenced in the answer.</i></p>




Question	Expected response	Max mark	Additional guidance
	<p>Shrink resistant</p> <ul style="list-style-type: none"> chemicals are applied to the clothing fabric so that it maintains its size once it has been laundered. <p>This will make sure:</p> <ul style="list-style-type: none"> that the clothing item still fits the elderly person after it has been washed ensuring it is good value for money that the carer or elderly person can buy the correct size with confidence so they feel comfortable wearing the item/garment. <p>Crease resistant</p> <ul style="list-style-type: none"> chemicals are applied to the clothing fabric so that the fabric will not crease easily during wear and after laundering. <p>This will make sure that:</p> <ul style="list-style-type: none"> the clothing sheds creases so the clothing range for the elderly person will look smarter when worn ironing time is reduced therefore saving time/energy which is more convenient for the elderly person or their carer. <p>Or any other valid response.</p>		


Question		Expected response	Max mark	Additional guidance
4.	(a)	<p>Possible responses could include:</p> <ul style="list-style-type: none"> • market research is carried out to check what theatre performers likes/dislike/specifications are in terms of costumes • market research will allow the costume designer to look at trends and competitors and take this knowledge forward to generate appropriate ideas for the costumes • market research will allow the costume designer to produce mood boards to focus on the design brief and generate costume ideas • market research will help the costume designer to learn about the specifications of theatre costumes, potentially preventing costly errors later on in production. <p>Or any other valid response.</p>	2	<p>Candidates may provide a number of straightforward points or a smaller number of developed points, or a combination of these.</p> <p>Candidates must describe the benefits of a designer carrying out market research during the development process.</p> <p>Award 1 mark for each accurate described feature of market research relevant to the requirements of the costumes.</p> <p>Award marks to responses that refer to points specific to market research.</p> <p>Do not award marks for general comments on product development that would be take place during other stages.</p> <p><i>The response should make reference to the costumes.</i></p>

Question	Expected response	Max mark	Additional guidance						
(b)	<p>Possible responses could include:</p> <table border="1" data-bbox="353 261 1227 866"> <thead> <tr> <th data-bbox="353 261 703 320">Identification</th> <th data-bbox="703 261 1227 320">Explanation</th> </tr> </thead> <tbody> <tr> <td data-bbox="353 320 703 596"> <ul style="list-style-type: none"> • 1950's fashion <ul style="list-style-type: none"> – polka dot prints – drainpipe trousers – belts. </td> <td data-bbox="703 320 1227 596"> <ul style="list-style-type: none"> • people who like vintage fashions often choose polka dot printed fabrics to represent this trend from the fifties • drainpipe trousers were a style of slim fitting trousers first popularised in the fifties. </td> </tr> <tr> <td data-bbox="353 596 703 866"> <ul style="list-style-type: none"> • Dior. </td> <td data-bbox="703 596 1227 866"> <ul style="list-style-type: none"> • the Dior Look featured the nipped-in waist, and this jumpsuit has a nipped-in waist • the nipped-in waist featured in the Dior Look is accentuated in this jumpsuit by the addition of a belt. </td> </tr> </tbody> </table>	Identification	Explanation	<ul style="list-style-type: none"> • 1950's fashion <ul style="list-style-type: none"> – polka dot prints – drainpipe trousers – belts. 	<ul style="list-style-type: none"> • people who like vintage fashions often choose polka dot printed fabrics to represent this trend from the fifties • drainpipe trousers were a style of slim fitting trousers first popularised in the fifties. 	<ul style="list-style-type: none"> • Dior. 	<ul style="list-style-type: none"> • the Dior Look featured the nipped-in waist, and this jumpsuit has a nipped-in waist • the nipped-in waist featured in the Dior Look is accentuated in this jumpsuit by the addition of a belt. 	4	<p>Candidates must identify two influences from past fashion trends indicated in the picture of the jumpsuit.</p> <p>Award 1 mark for an accurate identification of the influence of a past fashion trend, up to a maximum of 2 marks.</p> <p>Candidates must explain the influence of each trend stated.</p> <p>Award 1 mark for an accurate explanation that shows a link between</p> <ul style="list-style-type: none"> • a relevant past fashion trend identified <li style="text-align: center;">and • how the trend has been used within the image. <p>Up to a maximum of 2 marks.</p> <p>Award marks for explanations relevant to the suitability of the past fashion trend identified and the influence on the resulting fashion trends in the costume.</p> <p>Do not award marks for general explanations of identified fashion influences.</p> <p><i>The response should make reference to the costumes/theatre production.</i></p>
Identification	Explanation								
<ul style="list-style-type: none"> • 1950's fashion <ul style="list-style-type: none"> – polka dot prints – drainpipe trousers – belts. 	<ul style="list-style-type: none"> • people who like vintage fashions often choose polka dot printed fabrics to represent this trend from the fifties • drainpipe trousers were a style of slim fitting trousers first popularised in the fifties. 								
<ul style="list-style-type: none"> • Dior. 	<ul style="list-style-type: none"> • the Dior Look featured the nipped-in waist, and this jumpsuit has a nipped-in waist • the nipped-in waist featured in the Dior Look is accentuated in this jumpsuit by the addition of a belt. 								

Question	Expected response	Max mark	Additional guidance						
	<table border="1"> <thead> <tr> <th data-bbox="349 233 703 292">Identification</th> <th data-bbox="703 233 1227 292">Explanation</th> </tr> </thead> <tbody> <tr> <td data-bbox="349 292 703 868"> <ul style="list-style-type: none"> • 1960's • 1970's and 1980's fashion <ul style="list-style-type: none"> – bright yellow – bold prints – jumpsuit style – sleeveless tank tops. </td> <td data-bbox="703 292 1227 868"> <ul style="list-style-type: none"> • these features of sixties fashion are included in the jumpsuit in the picture. People who like sixties fashion often chose bright, happy colours such as yellow with patterns on the fabrics • jumpsuits and sleeveless styles started to be more commonly worn in the sixties, seventies and eighties. </td> </tr> <tr> <td data-bbox="349 868 703 1082"> <ul style="list-style-type: none"> • disco dancing. </td> <td data-bbox="703 868 1227 1082"> <ul style="list-style-type: none"> • a popular type of music in the sixties and seventies was 'disco'. Women started to wear glamorous jumpsuit designs often to Disco, music themed nights. </td> </tr> </tbody> </table>	Identification	Explanation	<ul style="list-style-type: none"> • 1960's • 1970's and 1980's fashion <ul style="list-style-type: none"> – bright yellow – bold prints – jumpsuit style – sleeveless tank tops. 	<ul style="list-style-type: none"> • these features of sixties fashion are included in the jumpsuit in the picture. People who like sixties fashion often chose bright, happy colours such as yellow with patterns on the fabrics • jumpsuits and sleeveless styles started to be more commonly worn in the sixties, seventies and eighties. 	<ul style="list-style-type: none"> • disco dancing. 	<ul style="list-style-type: none"> • a popular type of music in the sixties and seventies was 'disco'. Women started to wear glamorous jumpsuit designs often to Disco, music themed nights. 		
Identification	Explanation								
<ul style="list-style-type: none"> • 1960's • 1970's and 1980's fashion <ul style="list-style-type: none"> – bright yellow – bold prints – jumpsuit style – sleeveless tank tops. 	<ul style="list-style-type: none"> • these features of sixties fashion are included in the jumpsuit in the picture. People who like sixties fashion often chose bright, happy colours such as yellow with patterns on the fabrics • jumpsuits and sleeveless styles started to be more commonly worn in the sixties, seventies and eighties. 								
<ul style="list-style-type: none"> • disco dancing. 	<ul style="list-style-type: none"> • a popular type of music in the sixties and seventies was 'disco'. Women started to wear glamorous jumpsuit designs often to Disco, music themed nights. 								

Question	Expected response	Max mark	Additional guidance										
	<table border="1"> <thead> <tr> <th data-bbox="349 229 752 288">Identification</th> <th data-bbox="752 229 1252 288">Explanation</th> </tr> </thead> <tbody> <tr> <td data-bbox="349 288 752 496"> <ul style="list-style-type: none"> celebrity icons, for example Elvis Presley, David Bowie, Mick Jagger, Farrah Fawcett, Cher, Elton John </td> <td data-bbox="752 288 1252 496"> <ul style="list-style-type: none"> the jumpsuit style shown in this image has taken inspiration from musical artists of the past performing on stage, in jumpsuit outfits. </td> </tr> <tr> <td data-bbox="349 496 752 711"> <ul style="list-style-type: none"> 1990's fashion <ul style="list-style-type: none"> scooped necklines sleeveless styles. </td> <td data-bbox="752 496 1252 711"> <ul style="list-style-type: none"> the scooped neckline is influenced by styles of the nineties where sleeveless, round neck tank tops were worn. </td> </tr> <tr> <td data-bbox="349 711 752 959"> <ul style="list-style-type: none"> fashion designers, including, Elsa Schiaparelli, Pauline Trigère, Halston, Oscar de la Renta and Yves Saint Laurent </td> <td data-bbox="752 711 1252 959"> <ul style="list-style-type: none"> famous designers popularised the jumpsuit style after transforming it from workwear, eg the 'boiler suit', in to a key fashion pieces for evening wear. </td> </tr> <tr> <td data-bbox="349 959 752 1174"> <ul style="list-style-type: none"> films, for example Tom Cruise in Top Gun and Charlie's Angels. </td> <td data-bbox="752 959 1252 1174"> <ul style="list-style-type: none"> films, such as Tom Cruise wearing a boiler suit in Top Gun and sequinned jumpsuits featured in Charlie's Angels, popularised this style. </td> </tr> </tbody> </table> <p data-bbox="349 1182 752 1222">Or any other valid response.</p>	Identification	Explanation	<ul style="list-style-type: none"> celebrity icons, for example Elvis Presley, David Bowie, Mick Jagger, Farrah Fawcett, Cher, Elton John 	<ul style="list-style-type: none"> the jumpsuit style shown in this image has taken inspiration from musical artists of the past performing on stage, in jumpsuit outfits. 	<ul style="list-style-type: none"> 1990's fashion <ul style="list-style-type: none"> scooped necklines sleeveless styles. 	<ul style="list-style-type: none"> the scooped neckline is influenced by styles of the nineties where sleeveless, round neck tank tops were worn. 	<ul style="list-style-type: none"> fashion designers, including, Elsa Schiaparelli, Pauline Trigère, Halston, Oscar de la Renta and Yves Saint Laurent 	<ul style="list-style-type: none"> famous designers popularised the jumpsuit style after transforming it from workwear, eg the 'boiler suit', in to a key fashion pieces for evening wear. 	<ul style="list-style-type: none"> films, for example Tom Cruise in Top Gun and Charlie's Angels. 	<ul style="list-style-type: none"> films, such as Tom Cruise wearing a boiler suit in Top Gun and sequinned jumpsuits featured in Charlie's Angels, popularised this style. 		
Identification	Explanation												
<ul style="list-style-type: none"> celebrity icons, for example Elvis Presley, David Bowie, Mick Jagger, Farrah Fawcett, Cher, Elton John 	<ul style="list-style-type: none"> the jumpsuit style shown in this image has taken inspiration from musical artists of the past performing on stage, in jumpsuit outfits. 												
<ul style="list-style-type: none"> 1990's fashion <ul style="list-style-type: none"> scooped necklines sleeveless styles. 	<ul style="list-style-type: none"> the scooped neckline is influenced by styles of the nineties where sleeveless, round neck tank tops were worn. 												
<ul style="list-style-type: none"> fashion designers, including, Elsa Schiaparelli, Pauline Trigère, Halston, Oscar de la Renta and Yves Saint Laurent 	<ul style="list-style-type: none"> famous designers popularised the jumpsuit style after transforming it from workwear, eg the 'boiler suit', in to a key fashion pieces for evening wear. 												
<ul style="list-style-type: none"> films, for example Tom Cruise in Top Gun and Charlie's Angels. 	<ul style="list-style-type: none"> films, such as Tom Cruise wearing a boiler suit in Top Gun and sequinned jumpsuits featured in Charlie's Angels, popularised this style. 												

Question	Expected response	Max mark	Additional guidance
(c)	<p>Possible responses could include:</p>    <ul style="list-style-type: none"> • lengthen/shorten lines can be adjusted to allow the performer to lengthen or shorten the rise of the trousers <ul style="list-style-type: none"> – so that they fit the theatre performer well – so that they are comfortable for the theatre performer to wear throughout the production. • arrow should be placed on the straight grain of the fabric/parallel to the selvedge to ensure that: <ul style="list-style-type: none"> – the costume hangs correctly and looks aesthetically pleasing – the fabric does not twist when the costume is stitched together – any stretch required in the fabric of the costume is in the correct direction – fabric can be stretched/eased at a seam so the costume will be more comfortable. • notches/balance marks should be cut outwards from the edge of the pattern piece and matched with another similar notch/balance mark on an adjoining pattern piece. These should be placed together to ensure that: <ul style="list-style-type: none"> – the correct pieces of the costume are put together – the leg pieces of the costume are matched correctly. 	4	<p>Candidates must explain the importance of each of the symbols on the pattern piece.</p> <p>Award 1 mark for each explanation that:</p> <ul style="list-style-type: none"> • is relevant to the pattern symbol • includes an appropriate link to making a costume. <p>Explanations should be relevant for the pattern symbol and to the use of the pattern to make a costume.</p> <p>Do not award marks for responses that are simply descriptions of the pattern symbols.</p> <p><i>The response should make reference to the costumes/performer/theatre production.</i></p>

Question	Expected response	Max mark	Additional guidance
	 <ul style="list-style-type: none"> • indicates the position of a dart. Markings should be transferred on to the fabric to ensure the dart is: <ul style="list-style-type: none"> – in the correct position on the costume – is the correct length and shape so the costume is the correct fit/shape for the performer – is symmetrical so that the costume hangs correctly. <p>Or any other valid response.</p>		

[END OF MARKING INSTRUCTIONS]