

FOR OFFICIAL USE

--	--	--	--	--	--

F

Total
Mark

--

0700/27/01

NATIONAL
QUALIFICATIONS
2013

TUESDAY, 21 MAY
9.00 AM – 9.45 AM

DRAMA
STANDARD GRADE
Foundation Level

Fill in these boxes and read what is printed below.

Full name of centre

--

Town

--

Forename(s)

--

Surname

--

Date of birth

Day Month Year

--	--	--	--	--	--

Scottish candidate number

--	--	--	--	--	--	--	--	--	--

Number of seat

--

1. Read each question carefully.
2. Attempt **all** questions in **both** sections.
3. You may use sketches and diagrams to illustrate your answers.
4. All answers are to be written in this answer book. If there is not enough space for you to complete your answer to any question, **additional paper** can be obtained from the Invigilator.
5. The Stimuli for Section A are supplied in a separate paper. Check that you have this paper before the examination begins.
6. Before leaving the examination room you must give this book to the Invigilator. If you do not, you may lose all the marks for this paper.



SECTION A

Marks

Answer **all** of the following questions.

Your answers should be based
on work from the **stimulus material**.
(*A copy of the Stimulus Paper is provided.*)

1. Which stimulus did your group choose to develop and why?

We chose stimulus _____

Reason(s) _____

2

2. Describe what happened in the **first scene** of your drama.

2

3. How would you use **two** theatre arts during this first scene?

Theatre art 1 _____

1

In what way would you use it?

2

Theatre art 2 _____

1

In what way would you use it?

2

4. Think about any character who was in this first scene.

Complete the following information **for that character**.

Full name and age _____	1
Occupation _____	1
Appearance _____ _____ _____	2
Describe the voice the actor used to play that character. _____ _____ _____	2
Describe the movement the actor used to play that character. _____ _____ _____	2

5. (a) What was the **purpose** of your drama?

- (b) Do you think your drama achieved this purpose?

Tick the box Yes No

Give **two** reasons for your answer.

Reason 1 _____

Reason 2 _____

[Turn over

6. (a) Which part of the drama process caused you most difficulty?

1

(b) What was the problem? _____

1

(c) How did you solve this problem? _____

2

[Turn over for SECTION B on *Page six*

SECTION B

Marks

Answer **all** of the following questions.

Your answers should **not** be based
on the **stimulus material**.



7. You are helping a group of first year pupils to prepare a short drama. They are asking you lots of questions and need your advice!

Look at the words in the box below.

flashback

stimulus

monologue

evaluate

end on

mime

theatre in the round

rehearse

frozen picture

Now, use these words to fill in the blank spaces in (a) to (f).

- (a) Pupil 1 asks “How can we get ideas to develop into a presentation?”

You say “You need a _____”

1

- (b) Pupil 2 says “We want to show events in the past.”

You tell them to “Use a _____”

1

7. (continued)

(c) Pupil 3 says “We want the audience seated all round the acting area.”

You tell them “That’s called_____”

1

(d) Pupil 4 says “We want the main character to speak their thoughts aloud.”

You say “Use a_____”

1

(e) Pupil 5 asks “How can we start the play with no one moving?”

You tell them to “Use a_____”

1

(f) Pupil 6 asks “How can we judge if the play is good or not?”

You tell them “You need to_____ it.”

1

[Turn over

8. Read the following information then answer the questions below.

Lee and Daniel are walking along a road in the country.

Suddenly a box appears in the middle of the road.

(a) Describe Lee's facial expression. _____

2

(b) Describe Lee's movement. _____

2

Daniel looks around but no one else is there.

Very afraid, Daniel goes up to the box.

(c) What might Daniel say? _____

1

(d) Describe Daniel's voice. _____

2

Now you decide whether they open the box or not.

Tick your decision

They open the box	<input type="checkbox"/>
-------------------	--------------------------

They don't open the box	<input type="checkbox"/>
-------------------------	--------------------------

(e) What might Lee say? _____

1

(f) Describe Lee's voice. _____


2

8. (continued)

(g) Describe briefly what might happen next.

3

9.

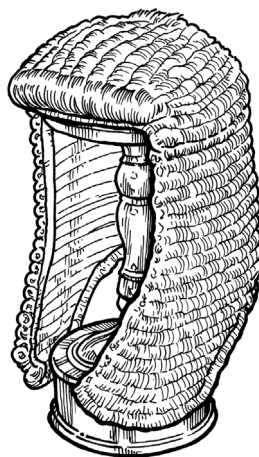


(a) What lantern would you use to create this effect?

1

(b) What would you use to change the colour of the beam?

1



(c) What costume item is this?

1


[Turn over for Question 9 continued on Page ten

9. (continued)

(d) Identify these symbols from a ground plan.



1



1

(e) What make up item would you use to create the effect of a missing tooth?

1

[END OF QUESTION PAPER]

[BLANK PAGE]

[BLANK PAGE]