



**X849/77/11**

**Modern Studies**

Duration — 3 hours

---

**Total marks — 90**

**Attempt ONE Section only**

**SECTION 1 — POLITICAL ISSUES AND RESEARCH METHODS — 90 marks**

Part A – Attempt any TWO questions. Each question MUST be from a different topic.

Part B – Attempt BOTH questions.

**SECTION 2 — LAW AND ORDER AND RESEARCH METHODS — 90 marks**

Part A – Attempt any TWO questions. Each question MUST be from a different topic.

Part B – Attempt BOTH questions.

**SECTION 3 — SOCIAL INEQUALITY AND RESEARCH METHODS — 90 marks**

Part A – Attempt any TWO questions. Each question MUST be from a different topic.

Part B – Attempt BOTH questions.

Write your answers clearly in the answer booklet provided. In the answer booklet you must clearly identify the question number you are attempting.

Use **blue** or **black** ink.

Before leaving the examination room you must give your answer booklet to the Invigilator; if you do not, you may lose all the marks for this paper.

**SECTION 1 — POLITICAL ISSUES AND RESEARCH METHODS — 90 marks****Part A — 60 marks**

Attempt any TWO questions. Each question **MUST** be from a different topic.

**Topic A: Power and influence**

1. 

‘The influence of interest groups over the political process is exaggerated.’

Discuss, with reference to the UK/Scotland **and** any other country/countries you have studied.

**30**

2. 

‘Social class has the biggest influence on voting behaviour.’

Discuss, with reference to the UK/Scotland **and** any other country/countries you have studied.

**30****Topic B: Political ideology**

3. 

‘Nationalism now dominates the political landscape.’

Discuss, with reference to the UK/Scotland **and** any other country/countries you have studied.

**30**

4. 

‘Approaches to contemporary political issues are most influenced by socialist ideals.’

Discuss, with reference to the UK/Scotland **and** any other country/countries you have studied.

**30****Topic C: Political structures**

5. 

‘The UK needs a codified constitution.’

Discuss, with reference to the UK/Scotland **and** any other country/countries you have studied.

**30**

6. 

‘The judicial branch of government is weakest.’

Discuss, with reference to the UK/Scotland **and** any other country/countries you have studied.

**30**

Part B — 30 marks  
Attempt BOTH questions

7. You are researching voting behaviour amongst 18–24 year olds.

To what extent would the use of *official statistics* be the best method for investigating this issue?

You should include reference to an alternative method(s) in addition to *official statistics*.

In your answer you should make reference to relevant examples.

15

[Turn over

8. To what extent can Source A be considered trustworthy?

15

## Source A



Institute of Education

## Politics, perceptions and identity

## Initial findings from the Next Steps Age 25 Sweep

## Introduction

This briefing paper summarises 25-year-olds' experiences of adulthood, political interest and perception of opportunities. It describes the proportion who have an interest in politics, and their perceptions of the rewards for hard work and whether they have more or less opportunity than previous generations. Information was gathered from around 7,000 25-year-olds in the UK.

## Key findings

- **Politics** Over half (56%) of adults aged 25 said they had little to no interest in politics.
- **Rewards in Britain** 64 per cent did not think that Britain is a place where hard work is rewarded.
- **Improved opportunities** 59 per cent felt that their opportunities in life had improved compared to those of their parents. Women were more likely to think things had improved than men, as were ethnic minorities compared to their white British peers.
- **Feelings of autonomy** 87 per cent believed that if you work hard at something, you succeed, but 61 per cent felt like they could decide on what will happen in their lives. Forty per cent believed that it was an individual's fault if he/she is not a success in life, and 32 per cent agreed that how people get on in life is a matter of luck.
- **Adulthood** 85 per cent considered themselves to be adults, although a smaller proportion (76%) felt like they were respected by others as adults. Only 69 per cent felt that they had fully matured.

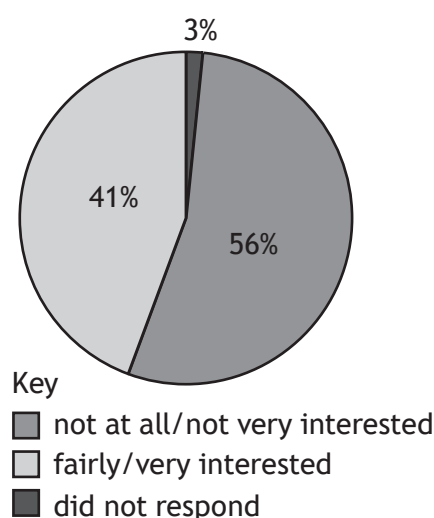
## Interest in politics

**Figure 1** shows that the majority (56%) of adults aged 25 said they were either 'not at all' or 'not very' interested in politics. Just over 2 in 5 (41%) were 'fairly' or 'very' interested.

A higher proportion of women than men (62% compared to 50%) reported being interested in politics.

There is some evidence that political interest varied by ethnicity, with a greater proportion of Bangladeshi 25-year-olds reporting being interested in politics (62%), than Black Caribbean (56%), Pakistani (56%) and White (58%) adults.

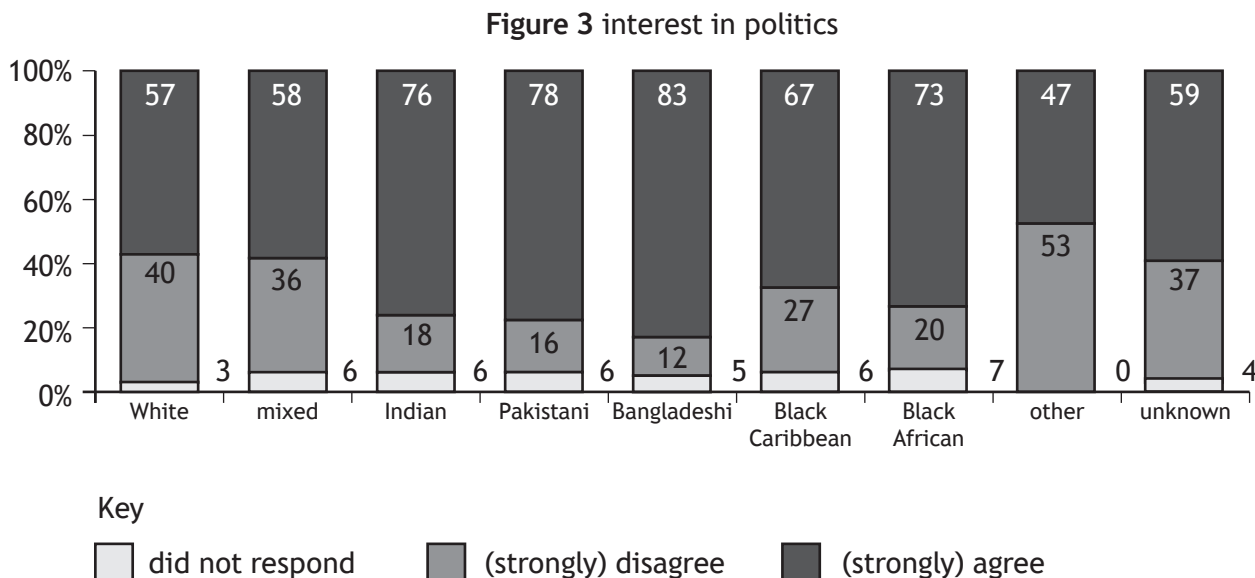
Figure 1 Interest in politics



## 8. (continued)

### Source A (continued)

**Figure 3** shows that in terms of ethnic differences in perception of opportunities, a higher proportion of Indian (76%), Pakistani (78%), Bangladeshi (83%), Black Caribbean (67%) and Black African (73%) were more positive about their opportunities than White (57%) adults.



### Conclusions

These initial findings indicate a certain degree of apathy among 25-year-olds, with more than half saying they have little interest in politics and that hard work goes unrewarded in Britain. However, on the whole this generation remains positive, with the majority feeling that their opportunities in life have improved compared to those of their parents. One-third acknowledged that how you get on in life is mostly a matter of luck, but a greater proportion, almost two thirds of 25-year-olds, believed that hard work is linked to success and that their lives are in their own hands.

### About Next Steps

Next Steps (previously known as the Longitudinal Study of Young People in England) is following the lives of around 16,000 people born in 1989–1990.

The study began in 2004, when the cohort members were aged 13/14, and collected information about their education and employment, economic circumstances, family life, physical and emotional health and wellbeing, social participation, and attitudes for seven consecutive years.

The Next Steps Age 25 Sweep took place between August 2015 and September 2016. A total of 7,707 cohort members took part by web, telephone or face-to-face interviews. Data from this sweep and previous sweeps of Next Steps are available to download from the UK Data Service.

The first seven waves of the study were managed and funded by the Department for Education. In 2013, Next Steps was transferred to the UCL Centre for Longitudinal Studies. The Age 25 Sweep was funded by the Economic and Social Research Council.

**NEXT  
STEPS**  
LEARNING FROM YOUR GENERATION

#### Contact

Centre for Longitudinal Studies UCL Institute of  
Education 20 Bedford Way London WC1H 0AL  
Tel: +44 (0)20 7612 6875 Email: [clsfeedback@ucl.ac.uk](mailto:clsfeedback@ucl.ac.uk)  
Web: [www.cls.ioe.ac.uk](http://www.cls.ioe.ac.uk)  
Twitter: @CLScohorts

**E·S·R·C**  
ECONOMIC  
& SOCIAL  
RESEARCH  
COUNCIL

[https://cls.ucl.ac.uk/wp-content/uploads/2017/08/UCL\\_PoliticsPerceptions\\_Brief\\_WEB.pdf](https://cls.ucl.ac.uk/wp-content/uploads/2017/08/UCL_PoliticsPerceptions_Brief_WEB.pdf)

## SECTION 2 — LAW AND ORDER AND RESEARCH METHODS — 90 marks

## Part A — 60 marks

Attempt any TWO questions. Each question MUST be from a different topic.

## Topic A: Understanding the criminal justice system

9. 'Only those with something to hide should fear state surveillance.'

Discuss, with reference to the UK/Scotland **and** any other country/countries you have studied.

30

10. 'The criminal justice system is in crisis, facing more issues than it can overcome.'

Discuss, with reference to the UK/Scotland **and** any other country/countries you have studied.

30

## Topic B: Understanding criminal behaviour

11. 'Society's perception of crime is exaggerated.'

Discuss, with reference to the UK/Scotland **and** any other country/countries you have studied.

30

12. 'The social and economic costs of criminal behaviour are felt most heavily by the perpetrators.'

Discuss, with reference to the UK/Scotland **and** any other country/countries you have studied.

30

## Topic C: Responses by society to crime

13. 'Denunciation remains the most relevant theory of punishment in the 21st Century.'

Discuss, with reference to the UK/Scotland **and** any other country/countries you have studied.

30

14. 'Preventative responses to crime are most successful.'

Discuss, with reference to the UK/Scotland **and** any other country/countries you have studied.

30

Part B — 30 marks  
Attempt BOTH questions

15. You are researching youth crime.

To what extent would the use of *official statistics* be the best method for investigating this issue?

You should include reference to an alternative method(s) in addition to *official statistics*.

In your answer you should make reference to relevant examples.

15

[Turn over

16. To what extent can **Source B** be considered trustworthy?

15

**Source B**



**Institute of Education**

**Risky behaviours: prevalence in adolescence**

**Initial findings from the Millennium Cohort Study Age 14 Survey**

Risky activities, like binge drinking, habitual smoking and anti-social behaviour, increase sharply in adolescence, with potential long-term consequences for young people's health and wellbeing. Using information gathered from more than 11,000 14-year-olds in the UK, this paper explores

- How common risk-taking behaviour is among teenagers in the UK.
- Which risky activities teenagers are more likely to get involved in, including substance use and anti-social behaviour.
- How risky behaviours differ according to teenagers' backgrounds.

**This briefing is part of a series on different topics, based on the most recent data from the Millennium Cohort Study**

**Key findings**

- By the time they were 14, around 5 in 10 UK teenagers had experimented with alcohol, smoking or drugs in some way, and more than 1 in 10 teenagers admitted to binge drinking.
- On the whole, risk-taking activities of all types were more common among teenage boys than teenage girls, and were less common among teens from ethnic minority groups.
- Rates of assault (shoving, hitting, slapping or punching) were high among teens, with 41% of boys and 21% of girls admitting they had done this.
- With some exceptions, teenagers whose parents had lower level formal qualifications were no more or less likely to get involved in risky activities than those with more highly qualified parents.

**Criminal activities**

We asked the teenagers about gang membership, cybercrime and any contact they might have had with the police. Only a small proportion of teenagers said they were currently part of a gang (2%) and a similar proportion said they had previously been in one. Around 5% of 14-year-olds said they had hacked somebody's computer at least once in the past 12 months, and just under 1% had sent a virus. The figures for teenage boys were higher than for their female peers, with around 7% of boys admitting to cybercrime compared to less than 4% of girls.

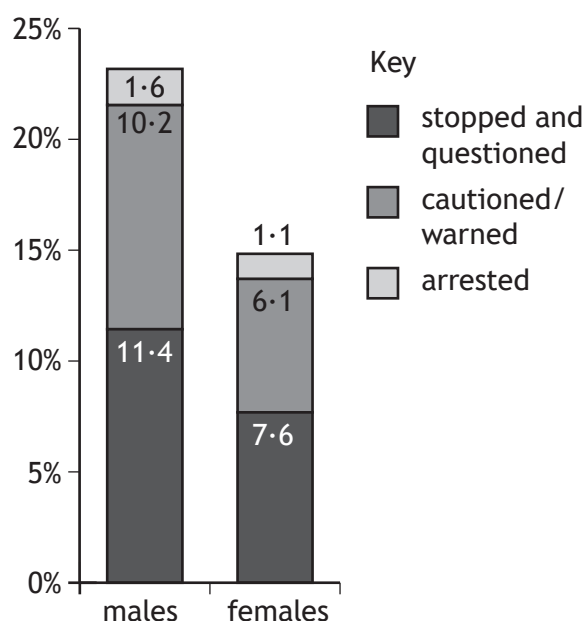


## 16. (continued)

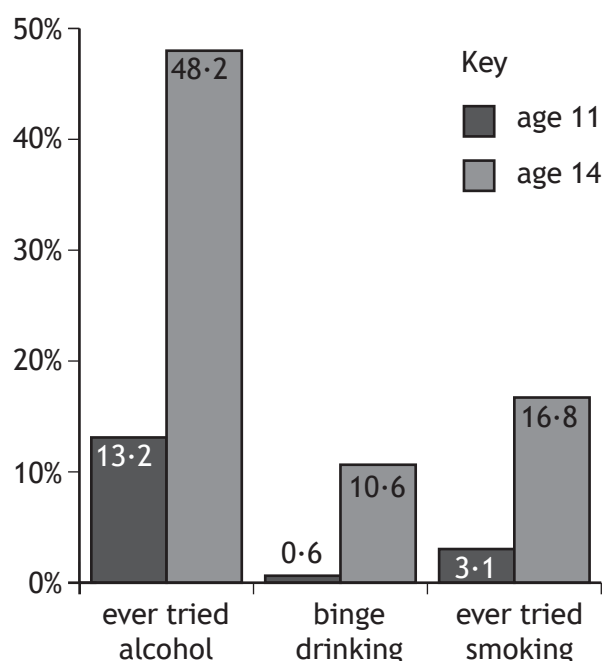
### Source B (continued)

Around 1 in 5 teenagers had had some contact with the police; just under 10% had been stopped and questioned, around 8% had been cautioned or formally warned, and just over 1% had been arrested. Teenagers in Scotland had had more contact with the police than elsewhere in the UK. Here the figures increased to 15% (stopped and questioned) and 12% (cautioned). Teenage boys were far more likely than teenage girls to have had police contact, 23% compared to 15% of girls.

**Figure 2** Most serious level of police contact by gender



**Figure 3** Substance use at ages 11 and 14



### About the Millennium Cohort Study and Age 14 Sweep

The Millennium Cohort Study (MCS) has been following the lives of over 19,500 children since they were born in the UK at the turn of the new century. The most recent survey of the Millennium Cohort Study was the Age 14 Sweep, which took place between January 2015 and March 2016. The 11,726 participants who took part were interviewed face to face and completed a questionnaire and two cognitive assessments. The next sweep will take place in 2018 when the participants are aged 17.

### Contact

CENTRE FOR  
LONGITUDINAL  
STUDIES

Centre for Longitudinal  
Studies Education  
20 Bedford Way  
Tel: +44 (0)20 7612 6875  
Email: [clsfeedback@ucl.ac.uk](mailto:clsfeedback@ucl.ac.uk)  
Web: [www.cls.ioe.ac.uk](http://www.cls.ioe.ac.uk)  
Twitter: @CLScohort

E · S · R · C  
ECONOMIC  
& SOCIAL  
RESEARCH  
COUNCIL

UCL Institute of  
London WC1H 0AL

January 2018

<https://cls.ucl.ac.uk/wp-content/uploads/2018/01/CLS-Briefing-2017-Risky-behaviours-in-adolescence.pdf>

## SECTION 3 — SOCIAL INEQUALITY AND RESEARCH METHODS — 90 marks

## Part A — 60 marks

Attempt any TWO questions. Each question **MUST** be from a different topic.

## Topic A: Understanding social inequality

17. 'Society's perception of poverty is exaggerated.'

Discuss, with reference to the UK/Scotland **and** any other country/countries you have studied.

30

18. 'The presence of disadvantaged groups prove that inequality persists in society today.'

Discuss, with reference to the UK/Scotland **and** any other country/countries you have studied.

30

## Topic B: The impact of social inequality

19. 'For the individual, the greatest impact of inequality is on their education.'

Discuss, with reference to the UK/Scotland **and** any other country/countries you have studied.

30

20. 'The impact of inequality is most felt at a local level.'

Discuss, with reference to the UK/Scotland **and** any other country/countries you have studied.

30

## Topic C: Responses to social inequality

21. 'Overcoming inequality is the individual's responsibility.'

Discuss, with reference to the UK/Scotland **and** any other country/countries you have studied.

30

22. 'Responses from non-governmental organisations to inequality are working.'

Discuss, with reference to the UK/Scotland **and** any other country/countries you have studied.

30

Part B — 30 marks  
Attempt BOTH questions

23. You are researching youth unemployment levels.

To what extent would the use of *official statistics* be the best method for investigating this issue?

You should include reference to an alternative method(s) in addition to *official statistics*.

In your answer you should make reference to relevant examples.

15

[Turn over

24. To what extent can Source C be considered trustworthy?

15

## Source C



## Child overweight and obesity

Institute of Education

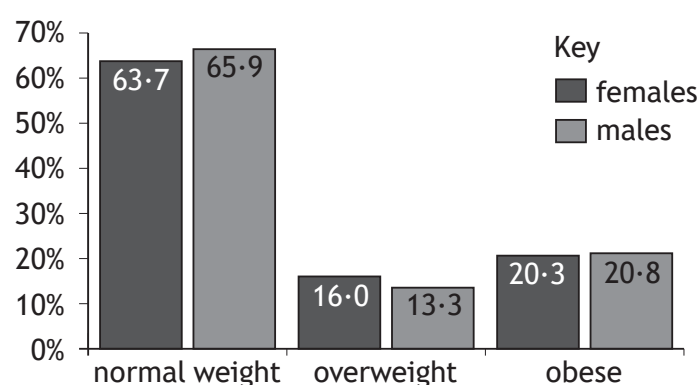
## Initial findings from the Millennium Cohort Study Age 14 Survey

This briefing is a summary of the working paper, Child overweight and obesity: trends across childhood, with a focus on age 14. It examines the weight status of today's generation of adolescents taking part in the Millennium Cohort Study (MCS), which is a nationally representative group of children born in the UK at the start of the century. It looks at how levels of overweight and obesity have changed since earlier surveys, especially between the ages of 11 and 14, using information gathered from more than 11,000 14-year-olds. This report also explores the links between weight and family background.

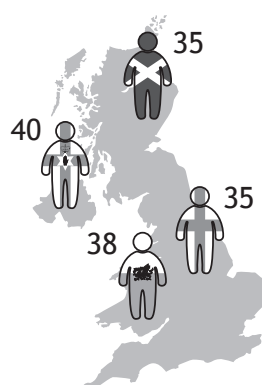
## Key findings

- 20 per cent of MCS participants were obese at age 14 and a further 15 per cent were overweight.
- The proportion of study participants who were of an excess weight (either overweight or obese) at age 14 was a similar level to when they were 11.
- Between 11 and 14, most participants stayed in the same weight category. Boys were slightly more likely to have become normal weight than overweight or obese, while the opposite was the case for girls.
- 14-year-olds whose mothers had a low level of education were more likely to be of excess weight than those whose mothers had a degree.

Figure 1 Normal weight, overweight and obesity at age 14, by sex



Percentage of overweight and obese young people by country



The prevalence of overweight and obesity varied by country in the UK. Almost 40 per cent of young people in Northern Ireland were overweight and obese, compared to 38 per cent in Wales and 35 per cent in both Scotland and England.

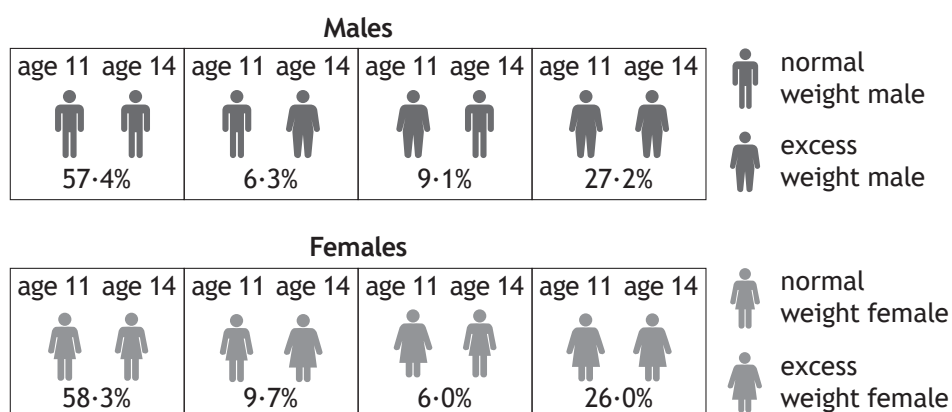
## Source C (continued)

Ethnic minority study participants were generally more likely to be overweight and obese than white cohort members, with 48 per cent of young black people classified as having excess weight, compared to 34.5 per cent of white adolescents.

### Links to mother's education and family background

Researchers analysed data about the study participants and their families to understand some of the factors associated with overweight and obesity. There was a clear link between young people's weight at age 14 and their mother's level of education. Almost 40 per cent of study participants whose mothers were educated to GCSE level or lower were overweight or obese, compared to 26 per cent of those whose mothers had a degree or higher qualifications. Young people whose mothers were educated to degree level were almost 10 percentage points less likely to be obese than those whose mothers had no formal qualifications. In addition, study participants who were breastfed as infants and those whose parents owned their home had lower odds of being overweight or obese at age 14.

**Figure 3** Transitions between normal weight and excess weight from age 11 to age 14, by sex



### About the Millennium Cohort Study and Age 14 Sweep

The Millennium Cohort Study (MCS) has been following the lives of over 19,500 children since they were born in the UK at the turn of the new century. The most recent survey of the Millennium Cohort Study was the Age 14 Sweep, which took place between January 2015 and March 2016. The 11,726 participants who took part were interviewed face to face and completed a questionnaire and two cognitive assessments. The next sweep will take place in 2018 when the participants are aged 17.

CENTRE FOR  
LONGITUDINAL  
STUDIES

#### Contact

Centre for Longitudinal Studies Education  
20 Bedford Way  
Tel: +44 (0)20 7612 6875  
Email: [clsfeedback@ucl.ac.uk](mailto:clsfeedback@ucl.ac.uk)  
Web: [www.cls.ioe.ac.uk](http://www.cls.ioe.ac.uk)  
Twitter: @CLScohort



UCL Institute  
of London  
WC1H 0AL

December 2017

<https://cls.ucl.ac.uk/wp-content/uploads/2017/12/MCS6-Briefing-02-Overweight-and-obesity.pdf>

[END OF QUESTION PAPER]

[BLANK PAGE]

DO NOT WRITE ON THIS PAGE

[BLANK PAGE]

DO NOT WRITE ON THIS PAGE

[BLANK PAGE]

DO NOT WRITE ON THIS PAGE

*Acknowledgement of copyright*

Section 1 Part B Question 8 Source A

Text is adapted from [https://cls.ucl.ac.uk/wp-content/uploads/2017/08/UCL\\_PoliticsPerceptions\\_Brief\\_WEB.pdf](https://cls.ucl.ac.uk/wp-content/uploads/2017/08/UCL_PoliticsPerceptions_Brief_WEB.pdf).

**SQA has made every effort to trace the owners of copyright of this item and seek permissions. We are happy to discuss permission requirements and incorporate any missing acknowledgement. Please contact [question.papers@sqa.org.uk](mailto:question.papers@sqa.org.uk).**

Section 2 Part B Question 16 Source B

Text is adapted from <https://cls.ucl.ac.uk/wp-content/uploads/2018/01/CLS-Briefing-2017-Risky-behaviours-in-adolescence.pdf>.

**SQA has made every effort to trace the owners of copyright of this item and seek permissions. We are happy to discuss permission requirements and incorporate any missing acknowledgement. Please contact [question.papers@sqa.org.uk](mailto:question.papers@sqa.org.uk).**

Section 3 Part B Question 24 Source C

Text is adapted from <https://cls.ucl.ac.uk/wp-content/uploads/2017/12/MCS6-Briefing-02-Overweight-and-obesity.pdf>.

**SQA has made every effort to trace the owners of copyright of this item and seek permissions. We are happy to discuss permission requirements and incorporate any missing acknowledgement. Please contact [question.papers@sqa.org.uk](mailto:question.papers@sqa.org.uk).**

Logos are taken from CLS, Next Steps, Institute of Education, UCL and ESRC.

**SQA has made every effort to trace the owners of copyright of this item and seek permissions. We are happy to discuss permission requirements and incorporate any missing acknowledgement. Please contact [question.papers@sqa.org.uk](mailto:question.papers@sqa.org.uk).**