



FOR OFFICIAL USE

--	--	--	--	--	--

National  
Qualifications  
2025

Mark

--

**X847/76/01**

**Mathematics Paper 1 (Non-calculator)  
Answer booklet**

MONDAY, 12 MAY  
9:00 AM – 10:15 AM



Fill in these boxes and read what is printed below.

Full name of centre

--

Town

--

Forename(s)

--

Surname

--

Number of seat

--

Date of birth

Day

--	--

Month

--	--

Year

--	--

Scottish candidate number

--	--	--	--	--	--	--	--	--

**You must NOT use a calculator.**

Write your answers clearly in the spaces provided in the answer booklet. The size of the space provided for an answer is not an indication of how much to write. You do not need to use all the space.

Additional space for answers is provided at the end of the answer booklet. If you use this space you must clearly identify the question number you are attempting.

Use **blue** or **black** ink.

Before leaving the examination room you must give your answer booklet to the Invigilator; if you do not, you may lose all the marks for this paper.



QUESTION  
NUMBER

1.

DO NOT  
WRITE IN  
THIS  
MARGIN

2.



\* X 8 4 7 7 6 0 1 0 2 \*

QUESTION  
NUMBER

3.

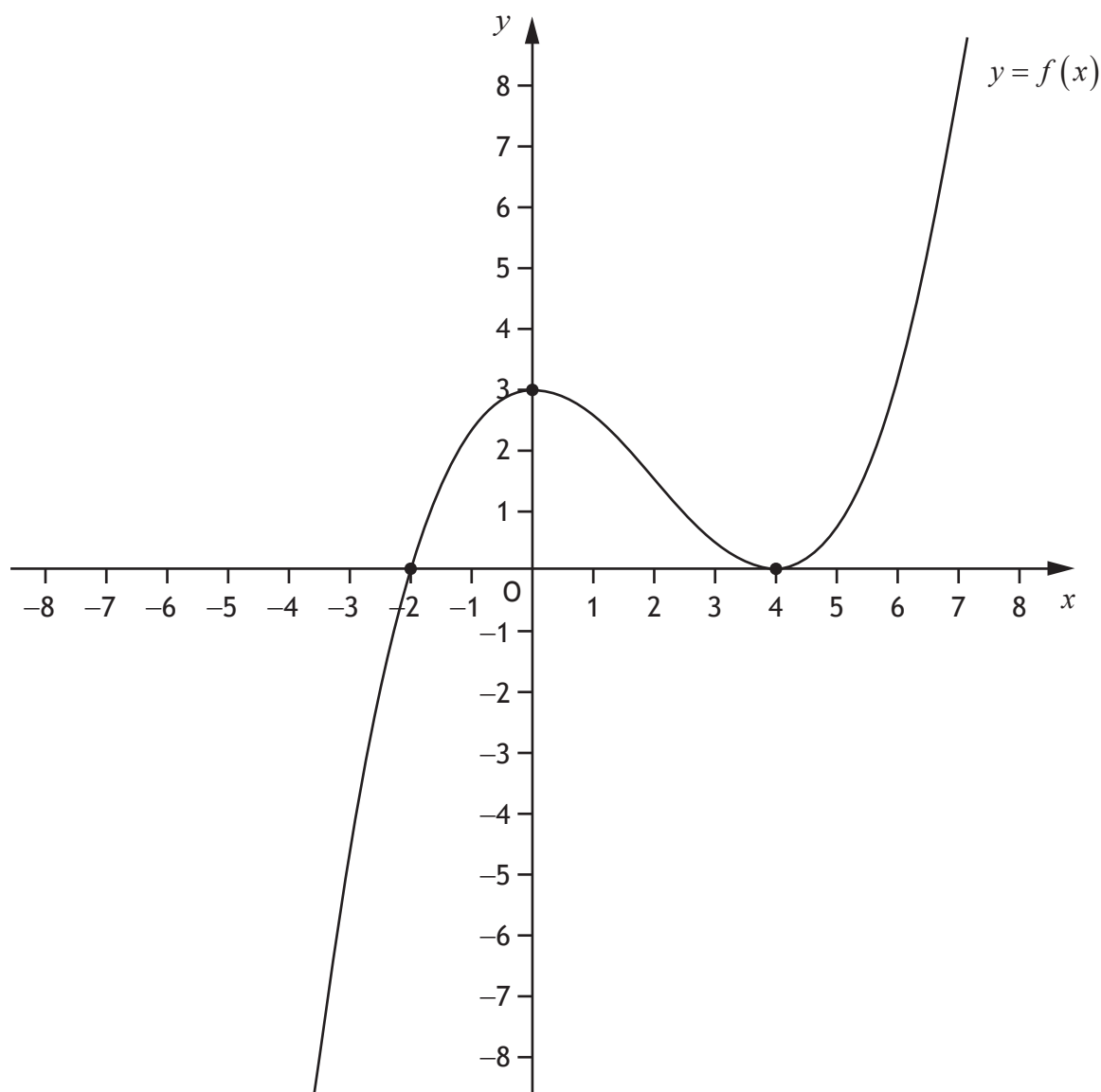
DO NOT  
WRITE IN  
THIS  
MARGIN

4.



\* X 8 4 7 7 6 0 1 0 3 \*

5. An additional diagram, if required, can be found on *page 14*.



QUESTION  
NUMBER

**6.(a)**  
**(i)**

DO NOT  
WRITE IN  
THIS  
MARGIN

**6.(a)**  
**(ii)**

**6.(b)**



\* X 8 4 7 7 6 0 1 0 5 \*

QUESTION  
NUMBER

7.(a)

DO NOT  
WRITE IN  
THIS  
MARGIN

7.(b)



\* X 8 4 7 7 6 0 1 0 6 \*

QUESTION  
NUMBER

8.

DO NOT  
WRITE IN  
THIS  
MARGIN



\* X 8 4 7 7 6 0 1 0 7 \*

QUESTION  
NUMBER

9.

DO NOT  
WRITE IN  
THIS  
MARGIN



\* X 8 4 7 7 6 0 1 0 8 \*



QUESTION  
NUMBER

10.

DO NOT  
WRITE IN  
THIS  
MARGIN



\* X 8 4 7 7 6 0 1 0 9 \*

QUESTION  
NUMBER

11.

DO NOT  
WRITE IN  
THIS  
MARGIN



\* X 8 4 7 7 6 0 1 1 0 \*

QUESTION  
NUMBER

12.

DO NOT  
WRITE IN  
THIS  
MARGIN



\* X 8 4 7 7 6 0 1 1 1 \*

QUESTION  
NUMBER

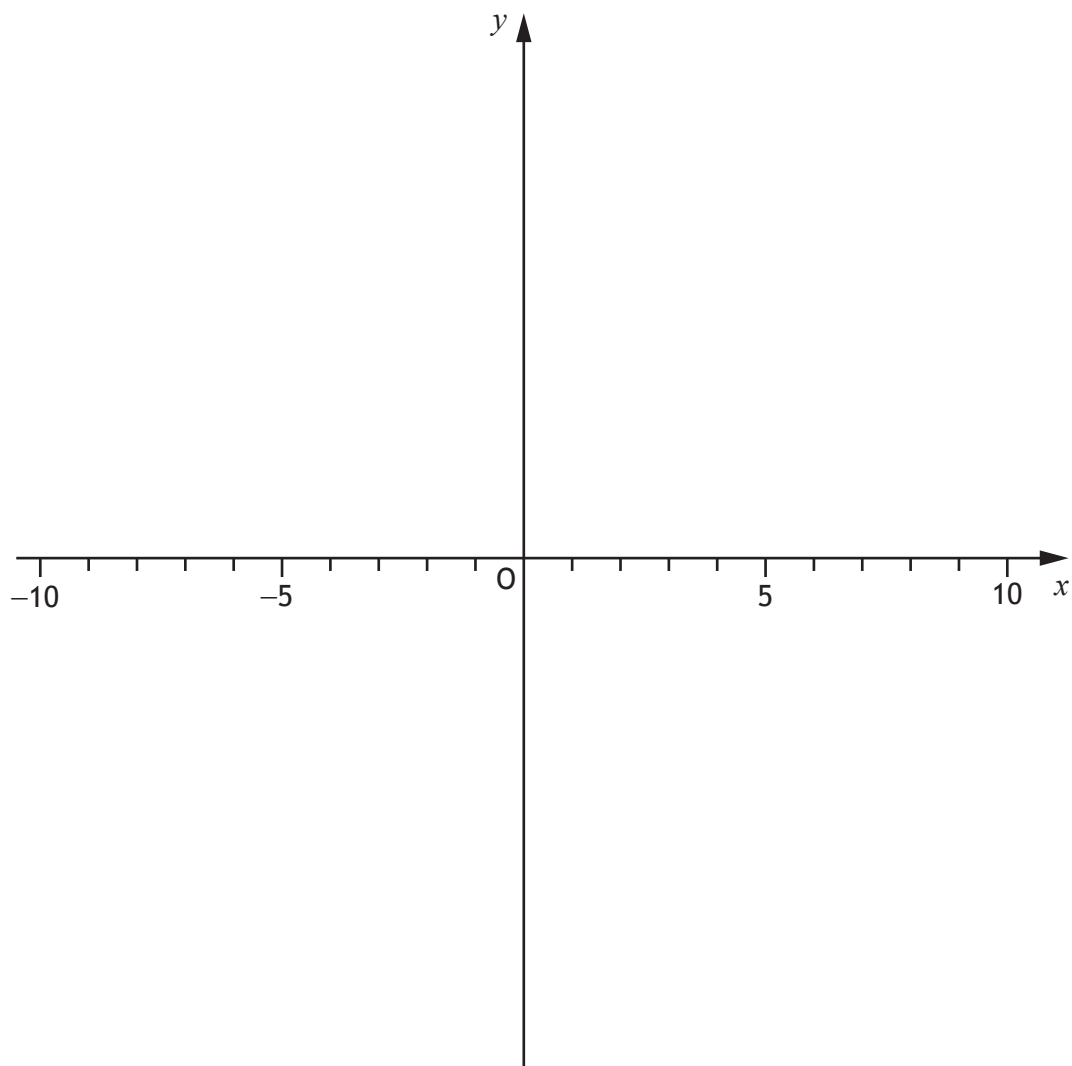
13.(a)

DO NOT  
WRITE IN  
THIS  
MARGIN



\* X 8 4 7 7 6 0 1 1 2 \*

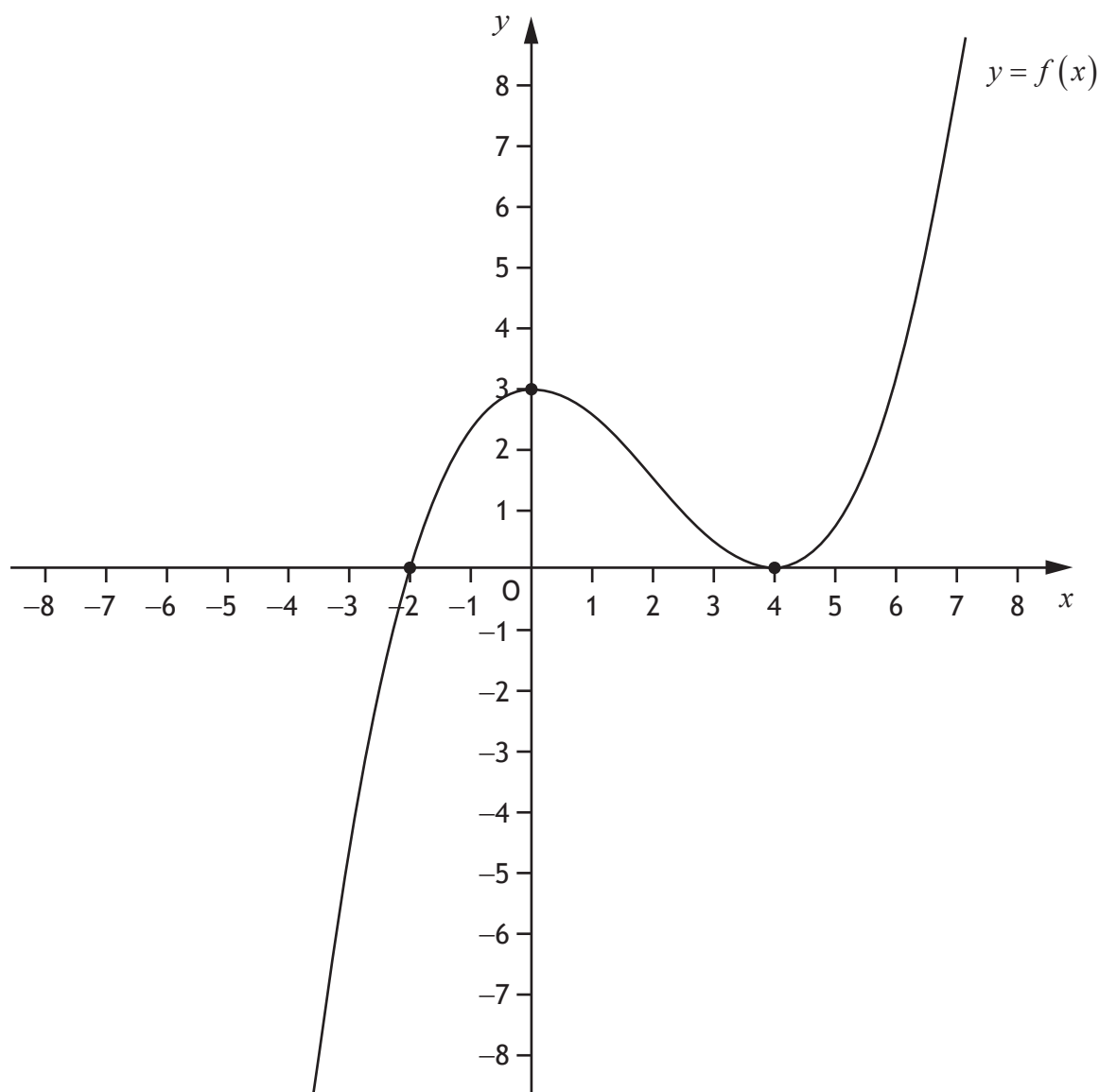
**13.(b)** An additional diagram, if required, can be found on *page 15*.



\* X 8 4 7 7 6 0 1 1 3 \*

# ADDITIONAL SPACE FOR ANSWERS

Additional diagram for question 5.

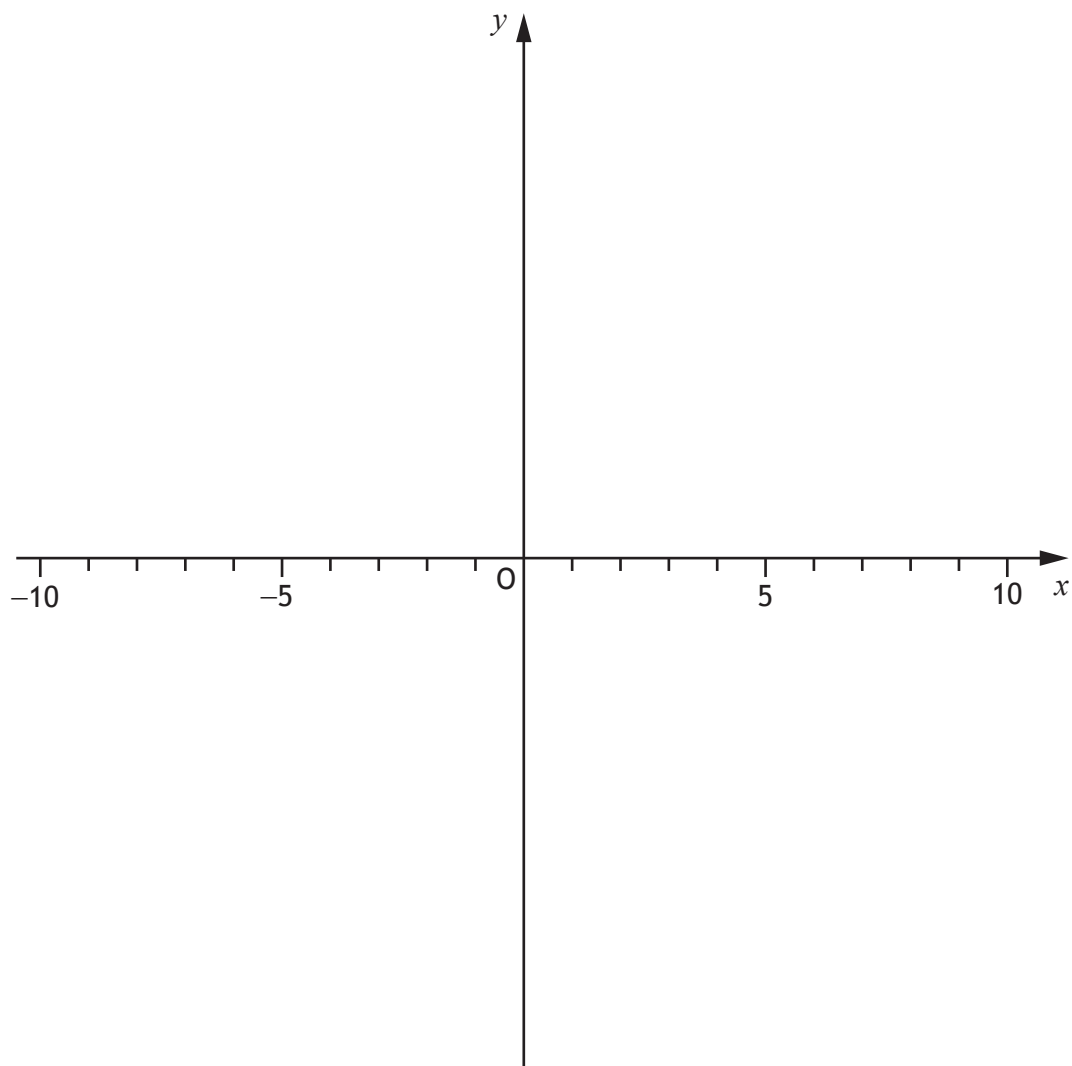


ENTER  
NUMBER  
OF  
QUESTION

### ADDITIONAL SPACE FOR ANSWERS

DO NOT  
WRITE IN  
THIS  
MARGIN

Additional diagram for question 13 (b).



\* X 8 4 7 7 6 0 1 1 5 \*

ENTER  
NUMBER  
OF  
QUESTION

ADDITIONAL SPACE FOR ANSWERS

DO NOT  
WRITE IN  
THIS  
MARGIN



\* X 8 4 7 7 6 0 1 1 6 \*



ENTER  
NUMBER  
OF  
QUESTION

ADDITIONAL SPACE FOR ANSWERS

DO NOT  
WRITE IN  
THIS  
MARGIN



\* X 8 4 7 7 6 0 1 1 7 \*

ENTER  
NUMBER  
OF  
QUESTION

ADDITIONAL SPACE FOR ANSWERS

DO NOT  
WRITE IN  
THIS  
MARGIN



\* X 8 4 7 7 6 0 1 1 8 \*

ENTER  
NUMBER  
OF  
QUESTION

ADDITIONAL SPACE FOR ANSWERS

DO NOT  
WRITE IN  
THIS  
MARGIN



\* X 8 4 7 7 6 0 1 1 9 \*

